

# 23

## Εναλλακτική Αγορά Ημερήσιο Δελτίο Συναλλακτικής Δραστηριότητας

Alternative Market  
Daily Official List of Trading Activity

Thursday, 16 February, 2023  
Year: 16 Trading Day No: 33



**ATHEX**  
Athens Stock Exchange

**Disclaimer:**

Hellenic Exchanges – Athens Stock Exchange S.A. (HELEX), endeavors to ensure that the data and other material ("Information") presented on the Daily Official List of the Alternative Market (ena) are accurate and complete, but it is not liable for any errors or omissions of data or /and for the accuracy, credibility, updating and completeness of the aforesaid information nor it has any liability arising directly or indirectly from the use of the above Information.

All contents of the Daily Official List of the Alternative Market (ENA) are provided only for information purposes and do not constitute investment advice or solicitation to invest in securities or other products listed for trading on HELEX.

You acknowledge and agree that HELEX is the owner of any property rights related to any Information appearing on the Daily Official List of the Alternative Market (ENA) including intellectual property rights copyright, trademarks, etc.

The above data are a property of the Hellenic Exchanges – Athens Stock Exchange S.A. and are copyright protected. Users are forbidden to reproduce, modify, copy, sale, transmit or redistribute, by all reproduction means and methods, part or the whole of the above data, without reference to their source.

---

**Hellenic Exchanges - Athens Stock Exchange S.A.**

110 Athinon Ave., 10442 Athens, Tel: (210) 33.66.800, Fax: (210) 32.13.938

[www.athexgroup.gr](http://www.athexgroup.gr)

---

**Thessalonica Stock Exchange Center (T.S.E.C)**

16-18 Katouni Str., Thessalonica 546 25 Tel: (2310) 567.667, Fax: (2310) 530.545

**Athex Members Guarantee Fund**

14-16 Fidiou Str., Athens 106 78, Tel: (210) 33.04.682, Fax: (210) 33.04.155

**Hellenic Republic Capital Market Commission**

1 Kolokotroni Str. & 1 Stadiou Str., Athens 10562 Tel: (210) 33.77.100 Fax: (210) 33.77.173

## Table of Contents

---

### Section 1: Trading Session Statistical Data

Summary of Market

Athex Indices

Analytic Figures for Athex Market's Boards and Categories

### Section 2: Shares Transactions Data

Shares Transactions Data

Shares' Notes

### Section 3: Shares Other Transactions Data

Blocks Data

Rights Data

### Section 4: Bonds Transactions Data

Non Convertible Corporate Bonds - Alternative Market

---

Section codification follows the corresponding from the Greek version of Daily Official List for reference purposes.

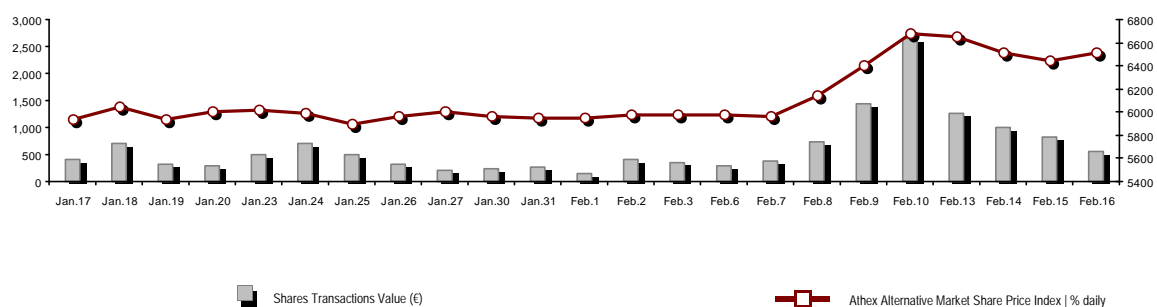
Hellenic Exchanges - Athens Stock Exchange S.A.

Market Analysis & Communication Unit

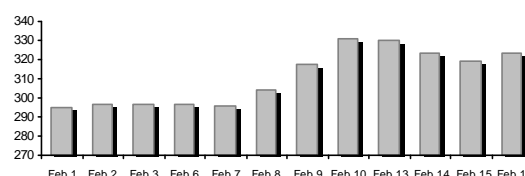
---

Summary of Market

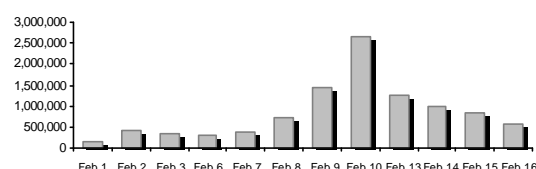
Athex Alternative Market Share Price Index vs Shares Transactions Value



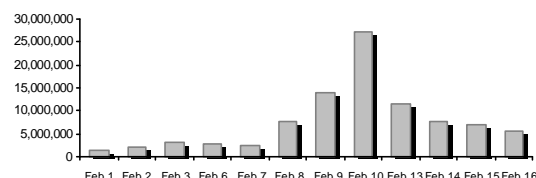
Total Transactions Value (€):	569,051.65	Athex Capitalisation (€)	
Athex Capitalisation (€):	323,110,724.79		
Daily change: €   %	3,743,663.63	1.17%	
Yearly Avg Capitalisation: €   % chng prev year Avg	297,755,618.84	9.86%	
Athex Alternative Market Share Price Index   % daily chng	6,513.59	1.17%	
Athex Alternative Market Share Price Index Capitalisation (€)	323,110,724.79		
Daily change (€)	3,743,663.63		



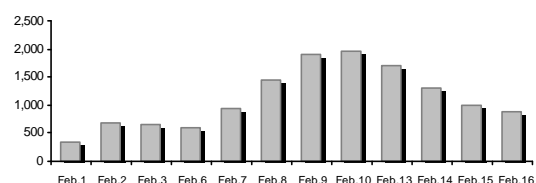
Shares Transactions Value (€)	569,051.65	Value of Transactions (€)	
Daily change: €   %	-248,914.81	-30.43%	
YTD Avg Trans. Value: €   % chng prev year Avg	516,695.83	26.90%	
Blocks of Shares Transactions Value (€)	0.00		



Bonds Transactions Value (thou. €)	6.34		
Shares Transactions Volume (pieces)	5,617,742.00	Volume of Transactions	
Daily change: pieces   %	-1,460,173.00	-20.63%	
YTD Avg Volume: pieces   % chng prev year Avg	4,422,619.00	12.78%	
Blocks of Shares Transactions Volume (pieces)	0.00		



Bonds Transactions Volume	6,281		
Shares Trades Number	884	Number of Trades	
Daily change: number   %	-102	-10.34%	
YTD Avg Derivatives Trades number   % chng prev year Avg	810	41.20%	
Number of Blocks of Shares	0		



Number of Bonds Transactions	2		
------------------------------	---	--	--

Daily Fluctuation of Athex Alternative Market Price Index



### Athex Indices

Index name	16/02/2023	15/02/2023	pts.	%	Min	Max	Year min	Year max	Year change
ATHEX Alternative Market Price Index	6,513.59 #	6,438.12	75.47	1.17%	6,414.79	6,538.32	5,623.29	6,844.21	15.38% #

### Analytic Figures for Athex Market's Boards and Categories

		Total Traded Shares
Totals		9
	Gain / Lose / Same:	8 / 1 / 0
Athex Capitalisation (€)		323,110,724.79
Daily Average Transactions Value (€)		516,695.83
Shares Transactions Value (€)		569,051.65
	Main Board:	569,051.65
	Blocks Board:	0.00
	Forced Sales Board:	0.00
	Special Terms Board:	0.00
Daily Average Transactions Volume		4,422,619
Transactions Volume		5,617,742
	Main Board:	5,617,742
	Blocks Board:	0
	Forced Sales Board:	0
	Special Terms Board:	0
Daily Average Number of Trades		810
Number of Trades		884
	Main Board:	884
	Blocks Board:	0
	Forced Sales Board:	0
	Special Terms Board:	0

### Trading Details by Sector

Code	Sectors	Gain / Lose / Same	Number of Trades	Transactions Volume	Transactions Value	% of Total Trans. Value
3020	- Financial Services	3 / 1 / 0	741	5,570,953	483,199.99	84.91%
4510	- Food Beverage & Tobacco	0 / 0 / 0	---	---	---	---
2010	- Health Care	1 / 0 / 0	3	31	119.56	0.02%
5020	- Industrial Goods & Service	2 / 0 / 0	48	25,309	14,880.65	2.61%
1010	- Technology	2 / 0 / 0	92	21,449	70,851.45	12.45%

Top 10 best & worst performing Shares

With positive Price change	Closing price	change	With negative Price change	Closing price	change
FOODLINK S.A. (CR)	0.596	16.86% #	PHOENIX VEGA (CR)	0.047	-1.48% €
VIDAVO (CR)	3.86	9.66% #			
REAL CONSULTING (CR)	2.20	1.85% #			
CAIRO MEZZ (CR)	0.115	1.41% #			
GALAXY COSMOS MEZZ (CR)	0.275	1.40% #			
SUNRISEMEZZ (CR)	0.127	1.36% #			
DOPPLER (CR)	0.690	0.73% #			
PERFORMANCE TECHNOLOGIES (CR)	4.02	0.50% #			

With the highest Transactions Value	Value (thou. €)	change	With the highest Transactions Volume	Volume	change
PHOENIX VEGA (CR)	151.17	-1.48% €	PHOENIX VEGA (CR)	3,249,594	-1.48% €
SUNRISEMEZZ (CR)	121.99	1.36% #	CAIRO MEZZ (CR)	998,969	1.41% #
CAIRO MEZZ (CR)	114.29	1.41% #	SUNRISEMEZZ (CR)	972,378	1.36% #
GALAXY COSMOS MEZZ (CR)	95.76	1.40% #	GALAXY COSMOS MEZZ (CR)	350,012	1.40% #
PERFORMANCE TECHNOLOGIES (CR)	52.32	0.50% #	FOODLINK S.A. (CR)	25,144	16.86% #
REAL CONSULTING (CR)	18.53	1.85% #	PERFORMANCE TECHNOLOGIES (CR)	13,007	0.50% #
FOODLINK S.A. (CR)	14.77	16.86% #	REAL CONSULTING (CR)	8,442	1.85% #
VIDAVO (CR)	0.12	9.66% #	DOPPLER (CR)	165	0.73% #
DOPPLER (CR)	0.11	0.73% #	VIDAVO (CR)	31	9.66% #

Number of Listed Shares	Nominal Value	Dividends [1]			Date of Last Coupon		Note	Shares	Closing price	% change	Previous closing		Open price	Price min	Price max	Last price	Avg price	Last Bid [7]	Last Ask [7]	P/E after tax	Year	Volume	Trades	Transactions Value	Company Mkt Value (€) [3,5]	Year low	Year high	Sector[4]
		2020	2021	2022	Dividend [2]	Right					price/date	price/date																
309,096,827	0.100	---	---	---	29/09/2020	---	CAIRO MEZZ (CR)	0.115	1.41 P	0.113	15/02/2023	0.115	0.110	0.117	0.117	0.114	5000@0.112	50000@0.118	61.18	2021	998,969	172	114,288.79	35,546.140.085	0.128	30202010		
10,600,010	0.040	---	---	---	19/08/2008	07/05/2008	---	DOPPLER (CR)	0.690	0.73 P	0.685	14/02/2023	0.690	0.690	0.690	0.690	735@0.690	50@0.710	---	---	165	3	113.85	7,314.010.595	0.850	50204000		
14,791,000	0.360	---	---	---	05/05/2010	12/05/2008	---	EUROXX (CR)	2.44	---	2.44	08/02/2023	---	---	---	---	---	100@2.68	30.29	2021	---	---	---	36,090.04	2.22	2.44	30202015	
23,346,786	0.100	---	---	---	12/06/2012	17/09/2019	---	FOODLINK S.A. (CR)	0.596	16.86 P	0.510	13/02/2023	0.520	0.520	0.620	0.596	0.587	1000@0.544	200@0.608	---	---	25,144	45	14,766.80	13,914.680.410	0.620	50205010	
86,941,164	0.270	---	---	---	31/10/2022	---	---	GALAXY COSMOS MEZZ (CR)	0.275	1.40 P	0.271	15/02/2023	0.277	0.270	0.277	0.275	0.274	22200@0.275	127@0.277	---	---	350,012	138	95,756.17	23,874.040.236	0.306	30202010	
7,300,000	0.500	---	---	---	06/07/2009	28/02/2008	---	MEDITERRA (CR)	1.47	---	1.47	14/02/2023	---	---	---	---	---	250@1.37	400@1.48	47.37	2021	---	---	---	10,731.00	1.34	1.50	45102020
3,333,500	0.300	---	---	---	13/07/2020	09/12/2008	---	OPTRONICS TECHNOLOGIES (CR)	2.50	---	2.50	13/02/2023	---	---	---	---	---	---	288@2.50	---	2021	---	---	---	8,333.75	1.90	2.50	10102015
13,902,683	0.100	(0.03)	0.036	---	26/09/2022	02/11/2021	---	PERFORMANCE TECHNOLOGIES (C	4.02	0.50 P	4.00	15/02/2023	4.06	4.00	4.07	4.02	4.02	429@4.01	609@4.04	---	---	13,007	59	52,317.24	55,888.79	3.45	4.25	10101010
1,250,367,229	0.036	---	---	---	09/11/2022	---	---	PHOENIX VEGA (CR)	0.047	-1.48 G	0.047	15/02/2023	0.048	0.046	0.048	0.047	0.047	14000@0.047	4905@0.047	4.45	2021	3,249,594	182	151,169.39	58,142.080.038	0.052	30202010	
21,500,000	0.400	---	0.03	---	30/06/2022	06/08/2021	---	REAL CONSULTING (CR)	2.20	1.85 P	2.16	15/02/2023	2.16	2.16	2.22	2.21	2.20	599@2.19	50@2.21	10.33	2021	8,442	33	18,534.21	47,300.00	2.01	2.25	10101010
178,623,895	0.140	---	---	---	31/10/2022	---	---	SUNRISEMEZZ (CR)	0.127	1.36 P	0.125	15/02/2023	0.125	0.123	0.129	0.127	0.125	4005@0.125	2500@0.129	---	---	972,378	249	121,985.64	22,667.370.108	0.153	30202010	
857,210	1.05	---	---	---	08/06/2010	12/03/2010	---	VIDAVO (CR)	3.86	9.66 P	3.52	14/02/2023	3.84	3.84	3.86	3.86	3.86	---	34@3.86	55.33	2021	31	3	119.56	3,308.83	2.74	3.86	20101025

---

**Shares' Notes**

---

Code	Note text
( )	- Adjusted dividends.
*	- Last adjusted closing price.
[1]	- Net dividends.
[2]	- The "Date of Last Coupon" for New listings refers to the date company's stocks started to trade in Athex
[3]	- The Company Market Value is referred to the number of listed shares
[4]	- Sectors codification can be found in Appendix A
[5]	- The Market Value refers to the total number of shares listed (including their several classes) in the exchange by the company.
[6]	- P/E greater than 100
[7]	- Last view of the Order Book before the end of the trading session

---

---

## Blocks Data

---

Stocks	Block Volume	Price	Block Trade Value	Time of approval	Note
--------	--------------	-------	-------------------	------------------	------

---

No Blocks Transactions.

---

---

## Blocks Notes

---

2 - SPOT 1 or SPOT 2 Packet	11 - Total Assets > 500 bil
3 - Block with Short Selling	12 - Sell Offer through Athex
4 - Buy to Close Block	13 - Forced Sale of NMOE
6 - Simultaneous Constitution	14 - Restoration Packet
7 - Repurchase Agreement	15 - Market Maker Packet
8 - Dispersion's Achievement (Not Listed)	16 - Short Selling
9 - Dispersion's Achievement (Listed)	18 - SPOT 1 Packet
10 - Share Capital Majority of Greek State (> 50 bil)	20 - Method 6-1 Packet

Rights Data

Occured date	Exercise from	Exercise until	Trading until	Rights	Price min	Price max	Closing price	Last Bid	Last Ask	Volume	Trades	Transactions Value
--------------	---------------	----------------	---------------	--------	-----------	-----------	---------------	----------	----------	--------	--------	--------------------

No Rights Transactions.

**Non Convertible Corporate Bonds - Alternative Market**

Num Listed Bonds	Nominal price	Issue price	Today's Rate	Exp. Date	Duration (years)	Note	Coupon attached		Trading	Non Convertible Corporate Bonds -	Accrued Int.	Yield.T.Mat	Price min	Price max	Closing price	Previous closing price/date	Volume	Transactions Value	Last order		Year min	Year max		
							Common	Preferred											Price	Buy / Sell			Date	
4,075	1,000.00	1,000.00	4.50	22/12/2026	5	---	3	---	1	R ENERGY 1 S.A. (Non Convertible)	7.5000	4.3180	---	---	---	99.8500	26/01/2023	---	---	98.1000	B	16/02/2023	99.6385	99.8500
6,700	1,000.00	1,000.00	4.30	25/07/2024	5	---	15	---	1	M.L.S. MULTIMEDIA S.A. (Non Convertible)	3.1056	24.7100	---	---	---	74.0000	06/05/2020	---	---	3.0100	B	27/07/2021	74.0000	74.0000
6,500	571.00	1,000.00	5.50	22/12/2024	7	---	11	---	1	DELTA TECHNIKH S.A. (Non Convertible)	5.2342	4.2720	100.0000	100.0000	100.0000	100.0000	09/02/2023	6,281	6,338.58	99.0000	B	16/02/2023	96.6510	100.5000

**Corporate Bonds Notes**

Transactions Volume = (Pieces) \* (Nominal Price). Transactions Value = (Pieces) \* (Nominal Price) \* (price %) + (Accrued interest).

The price of a Bond is stated as a percentage (%) of Bond's Nominal Price.

Nominal Price in Euros (€), except if it is noted differently.



**ATHEX**  
Athens Stock Exchange

Λεωφ. Αθηνών 110 104 42 Αθήνα  
110, Athinon Ave. GR 104 42 Athens  
tel. (+30)210-33.66.800, fax (+30)210-33.66.101  
[www.athexgroup.gr](http://www.athexgroup.gr)