

# 22

## Εναλλακτική Αγορά Ημερήσιο Δελτίο Συναλλακτικής Δραστηριότητας

Alternative Market  
Daily Official List of Trading Activity

Tuesday, 13 December, 2022  
Year: 15 Trading Day No: 236



**ATHEX**  
Athens Stock Exchange

**Disclaimer:**

Hellenic Exchanges – Athens Stock Exchange S.A. (HELEX), endeavors to ensure that the data and other material ("Information") presented on the Daily Official List of the Alternative Market (ena) are accurate and complete, but it is not liable for any errors or omissions of data or /and for the accuracy, credibility, updating and completeness of the aforesaid information nor it has any liability arising directly or indirectly from the use of the above Information.

All contents of the Daily Official List of the Alternative Market (ENA) are provided only for information purposes and do not constitute investment advice or solicitation to invest in securities or other products listed for trading on HELEX.

You acknowledge and agree that HELEX is the owner of any property rights related to any Information appearing on the Daily Official List of the Alternative Market (ENA) including intellectual property rights copyright, trademarks, etc.

The above data are a property of the Hellenic Exchanges – Athens Stock Exchange S.A. and are copyright protected. Users are forbidden to reproduce, modify, copy, sale, transmit or redistribute, by all reproduction means and methods, part or the whole of the above data, without reference to their source.

---

**Hellenic Exchanges - Athens Stock Exchange S.A.**

110 Athinon Ave., 10442 Athens, Tel: (210) 33.66.800, Fax: (210) 32.13.938

[www.athexgroup.gr](http://www.athexgroup.gr)

---

**Thessalonica Stock Exchange Center (T.S.E.C)**

16-18 Katouni Str., Thessalonica 546 25 Tel: (2310) 567.667, Fax: (2310) 530.545

---

**Athex Members Guarantee Fund**

14-16 Fidiou Str., Athens 106 78, Tel: (210) 33.04.682, Fax: (210) 33.04.155

---

**Hellenic Republic Capital Market Commission**

1 Kolokotroni Str. & 1 Stadiou Str., Athens 10562 Tel: (210) 33.77.100 Fax: (210) 33.77.173

## Table of Contents

---

### Section 1: Trading Session Statistical Data

Summary of Market

Athex Indices

Analytic Figures for Athex Market's Boards and Categories

### Section 2: Shares Transactions Data

Shares Transactions Data

Shares' Notes

### Section 3: Shares Other Transactions Data

Blocks Data

Rights Data

### Section 4: Bonds Transactions Data

Non Convertible Corporate Bonds - Alternative Market

---

Section codification follows the corresponding from the Greek version of Daily Official List for reference purposes.

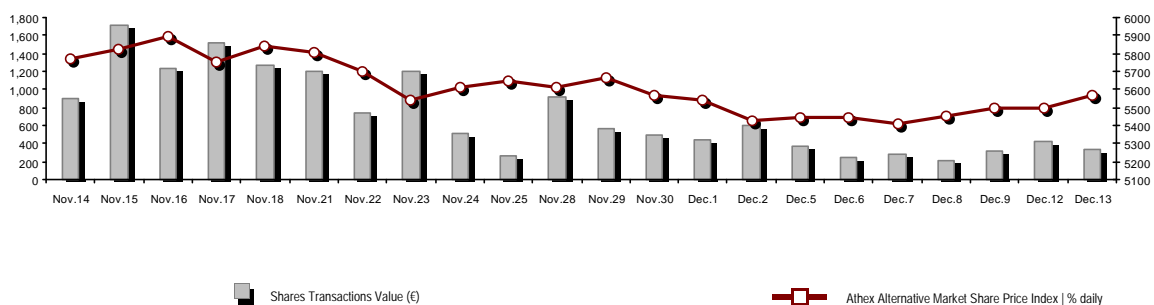
Hellenic Exchanges - Athens Stock Exchange S.A.

Market Analysis & Communication Unit

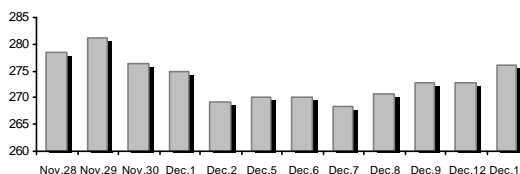
---

Summary of Market

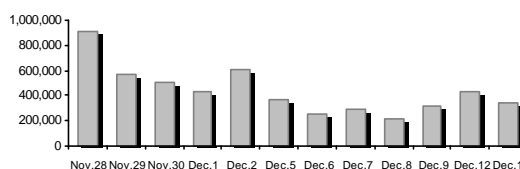
Athex Alternative Market Share Price Index vs Shares Transactions Value



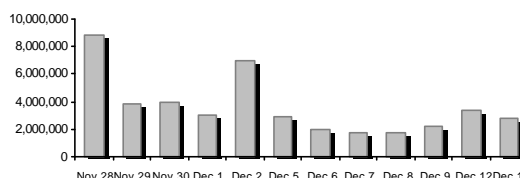
Total Transactions Value (€):	336,844.25	Athex Capitalisation (€)	
Athex Capitalisation (€):	276,120,004.66		
Daily change: €   %	3,381,677.75	1.24%	
Yearly Avg Capitalisation: €   % chng prev year Avg	295,168,546.09	34.25%	
Athex Alternative Market Share Price Index   % daily chng	5,566.30	1.24%	
Athex Alternative Market Share Price Index Capitalisation (€)	276,120,004.66		
Daily change (€)	3,381,677.75		



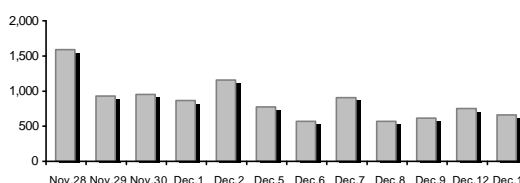
Shares Transactions Value (€)	336,844.25	Value of Transactions (€)	
Daily change: €   %	-92,226.26	-21.49%	
YTD Avg Trans. Value: €   % chng prev year Avg	411,762.43	26.28%	
Blocks of Shares Transactions Value (€)	0.00		
Bonds Transactions Value (thou. €)	0.00		



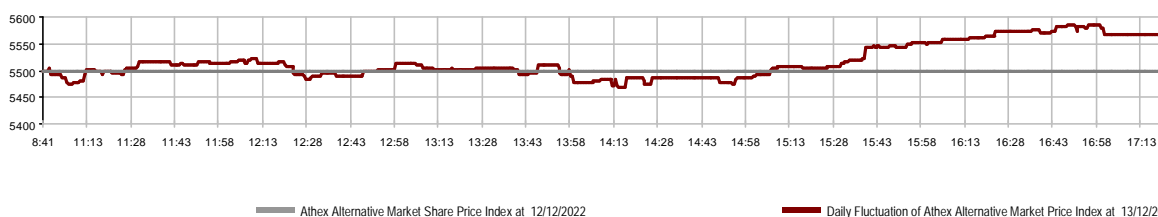
Shares Transactions Volume (pieces)	2,765,688.00	Volume of Transactions	
Daily change: pieces   %	-569,048.00	-17.06%	
YTD Avg Volume: pieces   % chng prev year Avg	3,998,475.32	35.77%	
Blocks of Shares Transactions Volume (pieces)	0.00		
Bonds Transactions Volume	0		



Shares Trades Number	653	Number of Trades	
Daily change: number   %	-104	-13.74%	
YTD Avg Derivatives Trades number   % chng prev year Avg	572	63.79%	
Number of Blocks of Shares	0		
Number of Bonds Transactions	0		



Daily Fluctuation of Athex Alternative Market Price Index



### Athex Indices

Index name	13/12/2022	12/12/2022	pts.	%	Min	Max	Year min	Year max	Year change
ATHEX Alternative Market Price Index	5,566.30 #	5,498.13	68.17	1.24%	5,468.79	5,586.33	5,137.62	6,964.32	-7.96% €

### Analytic Figures for Athex Market's Boards and Categories

		Total Traded Shares
Totals		9
	Gain / Lose / Same:	6 / 2 / 1
Athex Capitalisation (€)		276,120,004.66
Daily Average Transactions Value (€)		411,762.43
Shares Transactions Value (€)		336,844.25
	Main Board:	336,844.25
	Blocks Board:	0.00
	Forced Sales Board:	0.00
	Special Terms Board:	0.00
Daily Average Transactions Volume		3,998,475
Transactions Volume		2,765,688
	Main Board:	2,765,688
	Blocks Board:	0
	Forced Sales Board:	0
	Special Terms Board:	0
Daily Average Number of Trades		572
Number of Trades		653
	Main Board:	653
	Blocks Board:	0
	Forced Sales Board:	0
	Special Terms Board:	0

### Trading Details by Sector

Code	Sectors	Gain / Lose / Same	Number of Trades	Transactions Volume	Transactions Value	% of Total Trans. Value
3020	- Financial Services	3 / 1 / 0	482	2,734,666	274,941.41	81.62%
4510	- Food Beverage & Tobacco	0 / 0 / 0	---	---	---	---
2010	- Health Care	0 / 1 / 0	1	10	28.20	0.01%
5020	- Industrial Goods & Service	0 / 0 / 1	3	10,700	4,815.00	1.43%
1010	- Technology	3 / 0 / 0	167	20,312	57,059.64	16.94%

Top 10 best & worst performing Shares

With positive Price change	Closing price	change	With negative Price change	Closing price	change
SUNRISEMEZZ (CR)	0.114	3.34% #	VIDAVO (CR)	2.82	-6.62% Ⓔ
REAL CONSULTING (CR)	2.06	3.00% #	CAIRO MEZZ (CR)	0.093	-1.60% Ⓔ
PHOENIX VEGA (CR)	0.041	2.53% #			
GALAXY COSMOS MEZZ (CR)	0.237	1.11% #			
PERFORMANCE TECHNOLOGIES (CR)	3.67	1.10% #			
OPTRONICS TECHNOLOGIES (CR)	1.87	0.54% #			
FOODLINK S.A. (CR)	0.450	0.00% -			

With the highest Transactions Value	Value (thou. €)	change	With the highest Transactions Volume	Volume	change
GALAXY COSMOS MEZZ (CR)	125.40	1.11% #	PHOENIX VEGA (CR)	1,359,147	2.53% #
SUNRISEMEZZ (CR)	93.92	3.34% #	SUNRISEMEZZ (CR)	828,191	3.34% #
PHOENIX VEGA (CR)	54.47	2.53% #	GALAXY COSMOS MEZZ (CR)	534,928	1.11% #
PERFORMANCE TECHNOLOGIES (CR)	36.31	1.10% #	CAIRO MEZZ (CR)	12,400	-1.60% Ⓔ
REAL CONSULTING (CR)	20.75	3.00% #	FOODLINK S.A. (CR)	10,700	0.00% -
FOODLINK S.A. (CR)	4.82	0.00% -	REAL CONSULTING (CR)	10,234	3.00% #
CAIRO MEZZ (CR)	1.15	-1.60% Ⓔ	PERFORMANCE TECHNOLOGIES (CR)	10,077	1.10% #
VIDAVO (CR)	0.03	-6.62% Ⓔ	VIDAVO (CR)	10	-6.62% Ⓔ
OPTRONICS TECHNOLOGIES (CR)	0.00	0.54% #	OPTRONICS TECHNOLOGIES (CR)	1	0.54% #

Number of Listed Shares	Nominal Value	Dividends [1]			Date of Last Coupon		Note	Shares	Closing price	% change	Previous closing price/date	Open price	Price min	Price max	Last price	Avg price	Last Bid [7]	Last Ask [7]	P/E after tax	Year	Volume	Trades	Transactions Value	Company Mkt Value (€) [3,5]	Year low	Year high	Sector[4]		
		2019	2020	2021	Dividend [2]	Right																							
309,096,827	0.100	---	---	---	29/09/2020	---	CAIRO MEZZ (CR)	0.093	-1.60	€	0.094	12/12/2022	0.094	0.092	0.096	0.094	0.093	4000@0.092	14@0.093	49.21	2021	12,400	10	1,150.40	28,591.460.090	0.172	30202010		
10,600,010	0.100	---	---	---	19/08/2008	07/05/2008	---	DOPPLER (CR)	0.585	---	↘	0.585	12/12/2022	---	---	---	---	100@0.535	37@0.595	---	---	---	---	---	6,201.010.424	0.690	50204000		
14,791,000	0.360	---	---	---	05/05/2010	12/05/2008	---	EUROXX (CR)	1.60	---	↘	1.60	28/11/2022	---	---	---	---	---	72@1.76	19.86	2021	---	---	---	23,665.600.595	2.96	30202015		
23,346,786	0.100	---	---	---	12/06/2012	17/09/2019	---	FOODLINK S.A. (CR)	0.450	---	↘	0.450	30/11/2022	0.450	0.450	0.450	0.450	50@0.444	1400@0.450	---	---	10,700	3	4,815.00	10,506.050.428	0.740	50205010		
86,941,164	0.270	---	---	---	31/10/2022	---	---	GALAXY COSMOS MEZZ (CR)	0.237	1.11	↑	0.235	12/12/2022	0.235	0.230	0.239	0.237	0.234	8391@0.237	10000@0.238	---	---	534,928	242	125,397.29	20,622.440.105	0.260	30202010	
7,300,000	0.500	---	---	---	06/07/2009	28/02/2008	---	MEDITERRA (CR)	1.56	---	↘	1.56	09/12/2022	---	---	---	---	54@1.41	1000@1.54	50.27	2021	---	---	---	11,388.00	1.40	1.90	45102020	
3,333,500	0.300	0.059	---	---	13/07/2020	09/12/2008	---	OPTRONICS TECHNOLOGIES (CR)	1.87	0.54	↑	1.86	12/12/2022	1.87	1.87	1.87	1.87	1.87	---	48@1.87	---	2021	1	1	1.87	6,233.65	1.58	2.44	10102015
13,902,683	0.100	(0.02)	(0.03)	0.036	26/09/2022	02/11/2021	---	PERFORMANCE TECHNOLOGIES (C	3.67	1.10	↑	3.63	12/12/2022	3.60	3.55	3.70	3.68	3.60	213@3.60	50@3.68	---	---	10,077	116	36,309.39	51,022.85	3.08	6.14	10101010
1,250,367,229	0.036	---	---	---	09/11/2022	---	---	PHOENIX VEGA (CR)	0.041	2.53	↑	0.040	12/12/2022	0.039	0.039	0.041	0.041	0.040	8000@0.040	89445@0.041	3.88	2021	1,359,147	114	54,474.23	50,764.910.037	0.073	30202010	
21,500,000	0.400	---	---	0.03	30/06/2022	06/08/2021	---	REAL CONSULTING (CR)	2.06	3.00	↑	2.00	12/12/2022	2.00	2.00	2.06	2.06	2.03	79@2.04	1801@2.06	9.67	2021	10,234	50	20,748.38	44,290.00	1.72	2.97	10101010
178,623,895	0.140	---	---	---	31/10/2022	---	---	SUNRISEMEZZ (CR)	0.114	3.34	↑	0.111	12/12/2022	0.113	0.111	0.115	0.114	0.113	70000@0.113	35785@0.114	---	---	828,191	116	93,919.49	20,416.710.064	0.129	30202010	
857,210	1.05	---	---	---	08/06/2010	12/03/2010	---	VIDAVO (CR)	2.82	-6.62	€	3.02	12/12/2022	2.82	2.82	2.82	2.82	2.82	250@2.96	100@3.14	40.42	2021	10	1	28.20	2,417.33	2.82	4.94	20101025

---

**Shares' Notes**

---

Code	Note text
------	-----------

---

- |     |  |
|-----|--|
| ( ) | - Adjusted dividends.  |
| *   | - Last adjusted closing price.   |
| [1] | - Net dividends.   |
| [2] | - The "Date of Last Coupon" for New listings refers to the date company's stocks started to trade in Athex                       |
| [3] | - The Company Market Value is referred to the number of listed shares  |
| [4] | - Sectors codification can be found in Appendix A  |
| [5] | - The Market Value refers to the total number of shares listed (including their several classes) in the exchange by the company. |
| [6] | - P/E greater than 100   |
| [7] | - Last view of the Order Book before the end of the trading session  |
-

---

## Blocks Data

---

Stocks	Block Volume	Price	Block Trade Value	Time of approval	Note
--------	--------------	-------	-------------------	------------------	------

---

No Blocks Transactions.

---

---

## Blocks Notes

---

2 - SPOT 1 or SPOT 2 Packet	11 - Total Assets > 500 bil
3 - Block with Short Selling	12 - Sell Offer through Athex
4 - Buy to Close Block	13 - Forced Sale of NMOE
6 - Simultaneous Constitution	14 - Restoration Packet
7 - Repurchase Agreement	15 - Market Maker Packet
8 - Dispersion's Achievement (Not Listed)	16 - Short Selling
9 - Dispersion's Achievement (Listed)	18 - SPOT 1 Packet
10 - Share Capital Majority of Greek State (> 50 bil)	20 - Method 6-1 Packet

**Rights Data**

Occured date	Exercise from	Exercise until	Trading until	Rights	Price min	Price max	Closing price	Last Bid	Last Ask	Volume	Trades	Transactions Value
--------------	---------------	----------------	---------------	--------	-----------	-----------	---------------	----------	----------	--------	--------	--------------------

No Rights Transactions.

**Non Convertible Corporate Bonds - Alternative Market**

Num Listed Bonds	Nominal price	Issue price	Today's Rate	Exp. Date	Duration (years)	Note	Coupon attached		Trading	Non Convertible Corporate Bonds -	Accrued Int.	Yield.T.Mat	Price min	Price max	Closing price	Previous closing price/date	Volume	Transactions Value	Last order		Year min	Year max	
							Common	Preferred											Price	Buy / Sell			Date
4,075	1,000.00	1,000.00	4.50	22/12/2026	5	---	2	---	1	R ENERGY 1 S.A. (Non Convertible)	22.0000	5.0430	---	---	---	97.4000 29/11/2022	---	---	97.5000	B	13/12/2022	95.1200	100.0000
6,700	1,000.00	1,000.00	4.30	25/07/2024	5	---	14	---	1	M.L.S. MULTIMEDIA S.A. (Non Convertible)	6.0917	22.7140	---	---	---	74.0000 06/05/2020	---	---	3.0100	B	27/07/2021	74.0000	74.0000
6,500	618.00	1,000.00	5.50	22/12/2024	7	---	10	---	1	DELTA TECHNIKH S.A. (Non Convertible)	16.6173	4.3050	---	---	---	100.0000 06/12/2022	---	---	96.5100	B	13/12/2022	97.1378	106.0000

**Corporate Bonds Notes**

Transactions Volume = (Pieces) \* (Nominal Price). Transactions Value = (Pieces) \* (Nominal Price) \* (price %) + (Accrued interest).

The price of a Bond is stated as a percentage (%) of Bond's Nominal Price.

Nominal Price in Euros (€), except if it is noted differently.



**ATHEX**  
Athens Stock Exchange

Λεωφ. Αθηνών 110 104 42 Αθήνα  
110, Athinon Ave. GR 104 42 Athens  
tel. (+30)210-33.66.800, fax (+30)210-33.66.101  
[www.athexgroup.gr](http://www.athexgroup.gr)