

21

Εναλλακτική Αγορά Ημερήσιο Δελτίο Συναλλακτικής Δραστηριότητας

Alternative Market
Daily Official List of Trading Activity

Thursday, 2 December, 2021
Year: 14 Trading Day No: 229



ATHEX
Athens Stock Exchange

Disclaimer:

Hellenic Exchanges – Athens Stock Exchange S.A. (HELEX), endeavors to ensure that the data and other material ("Information") presented on the Daily Official List of the Alternative Market (ena) are accurate and complete, but it is not liable for any errors or omissions of data or /and for the accuracy, credibility, updating and completeness of the aforesaid information nor it has any liability arising directly or indirectly from the use of the above Information.

All contents of the Daily Official List of the Alternative Market (ENA) are provided only for information purposes and do not constitute investment advice or solicitation to invest in securities or other products listed for trading on HELEX.

You acknowledge and agree that HELEX is the owner of any property rights related to any Information appearing on the Daily Official List of the Alternative Market (ENA) including intellectual property rights copyright, trademarks, etc.

The above data are a property of the Hellenic Exchanges – Athens Stock Exchange S.A. and are copyright protected. Users are forbidden to reproduce, modify, copy, sale, transmit or redistribute, by all reproduction means and methods, part or the whole of the above data, without reference to their source.

Hellenic Exchanges - Athens Stock Exchange S.A.

110 Athinon Ave., 10442 Athens, Tel: (210) 33.66.800, Fax: (210) 32.13.938

www.athexgroup.gr

Thessalonica Stock Exchange Center (T.S.E.C)

16-18 Katouni Str., Thessalonica 546 25 Tel: (2310) 567.667, Fax: (2310) 530.545

Athex Members Guarantee Fund

14-16 Fidiou Str., Athens 106 78, Tel: (210) 33.04.682, Fax: (210) 33.04.155

Hellenic Republic Capital Market Commission

1 Kolokotroni Str. & 1 Stadiou Str., Athens 10562 Tel: (210) 33.77.100 Fax: (210) 33.77.173

Table of Contents

Section 1: Trading Session Statistical Data

Summary of Market

Athex Indices

Analytic Figures for Athex Market's Boards and Categories

Section 2: Shares Transactions Data

Shares Transactions Data

Shares' Notes

Section 3: Shares Other Transactions Data

Blocks Data

Rights Data

Section 4: Bonds Transactions Data

Non Convertible Corporate Bonds - Alternative Market

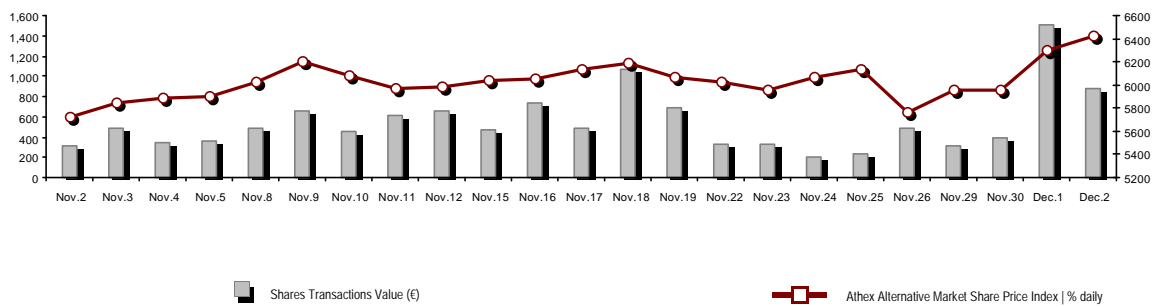
Section codification follows the corresponding from the Greek version of Daily Official List for reference purposes.

Hellenic Exchanges - Athens Stock Exchange S.A.

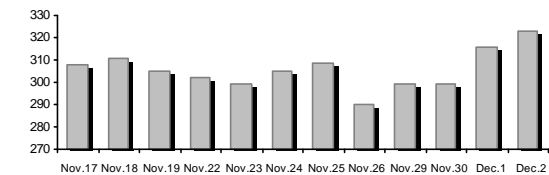
Market Analysis & Communication Unit

Summary of Market

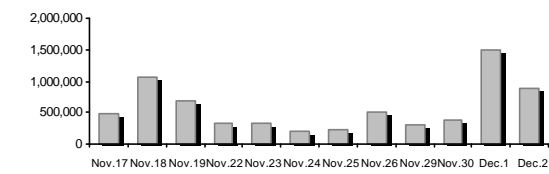
Athex Alternative Market Share Price Index vs Shares Transactions Value



Total Transactions Value (€):	876,909.95	Athex Capitalisation (€)	
Athex Capitalisation (€):	322,773,506.33		
Daily change: € %	6,767,993.25 2.14%		
Yearly Avg Capitalisation: € % chng prev year Avg	195,657,039.58 159.64%		
Athex Alternative Market Share Price Index % daily chng	6,426.94 2.14%		
Athex Alternative Market Share Price Index Capitalisation (€)	322,773,506.33		
Daily change (€)	6,767,993.25		

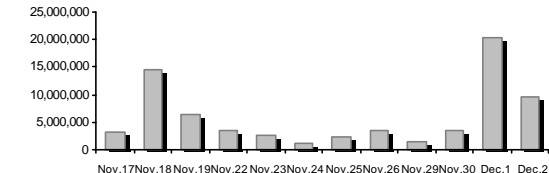


Shares Transactions Value (€)	876,909.95	Value of Transactions (€)	
Daily change: € %	-623,380.40 -41.55%		
YTD Avg Trans. Value: € % chng prev year Avg	325,847.82 211.04%		
Blocks of Shares Transactions Value (€)	0.00		



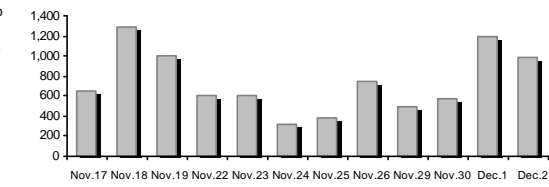
Bonds Transactions Value (thou. €)	148.64
------------------------------------	--------

Shares Transactions Volume (pieces)	9,728,642.00	Volume of Transactions	
Daily change: pieces %	-10,750,673.00 -52.50%		
YTD Avg Volume: pieces % chng prev year Avg	3,045,215.90 268.98%		
Blocks of Shares Transactions Volume (pieces)	0.00		



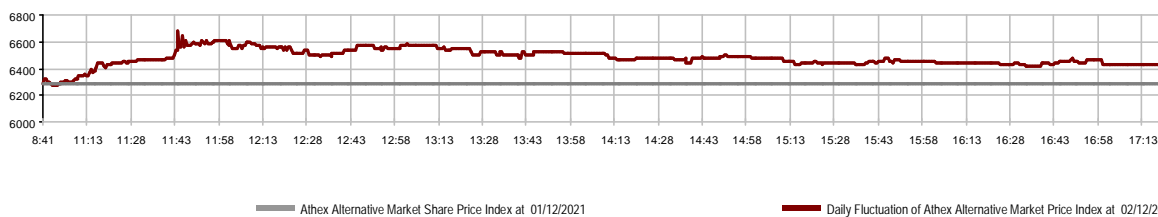
Bonds Transactions Volume	140,825
---------------------------	---------

Shares Trades Number	986	Number of Trades	
Daily change: number %	-206 -17.28%		
YTD Avg Derivatives Trades number % chng prev year Avg	344 65.80%		
Number of Blocks of Shares	0		



Number of Bonds Transactions	2
------------------------------	---

Daily Fluctuation of Athex Alternative Market Price Index



Athex Indices

Index name	02/12/2021	01/12/2021	pts.	%	Min	Max	Year min	Year max	Year change
ATHEX Alternative Market Price Index	6,426.94 #	6,292.18	134.76	2.14%	6,270.29	6,681.39	4,622.73	6,681.39	30.02% #

Analytic Figures for Athex Market's Boards and Categories

		Total Traded Shares
Totals		9
	Gain / Lose / Same:	4 / 3 / 2
Athex Capitalisation (€)		322,773,506.33
Daily Average Transactions Value (€)		325,847.82
Shares Transactions Value (€)		876,909.95
	Main Board:	876,909.95
	Blocks Board:	0.00
	Forced Sales Board:	0.00
	Special Terms Board:	0.00
Daily Average Transactions Volume		3,045,216
Transactions Volume		9,728,642
	Main Board:	9,728,642
	Blocks Board:	0
	Forced Sales Board:	0
	Special Terms Board:	0
Daily Average Number of Trades		344
Number of Trades		986
	Main Board:	986
	Blocks Board:	0
	Forced Sales Board:	0
	Special Terms Board:	0

Trading Details by Sector

Code	Sectors	Gain / Lose / Same	Number of Trades	Transactions Volume	Transactions Value	% of Total Trans. Value
3020	- Financial Services	2 / 0 / 1	828	9,706,670	780,668.34	89.02%
2010	- Health Care	1 / 0 / 0	1	5	23.50	0.00%
5020	- Industrial Goods & Service	0 / 1 / 1	11	2,131	1,402.46	0.16%
4520	- Personal Care, Drug & Grocery Stores	1 / 0 / 0	1	2	3.50	0.00%
1010	- Technology	0 / 2 / 0	145	19,834	94,812.15	10.81%
1510	- Telecommunications	0 / 0 / 0	---	---	---	---

Top 10 best & worst performing Shares

With positive Price change	Closing price	change	With negative Price change	Closing price	change
PHOENIX VEGA (CR)	0.070	7.85% #	PERFORMANCE TECHNOLOGIES (CR)	4.96	-3.13% €
CAIRO MEZZ (CR)	0.181	4.49% #	FOODLINK S.A. (CR)	0.650	-1.52% €
MEDITERRA (CR)	1.75	4.17% #	REAL CONSULTING (CR)	2.19	-0.77% €
VIDAVO (CR)	4.70	0.43% #			
ALPHA TRUST (CR)	4.98	0.00% -			
DOPPLER (CR)	0.590	0.00% -			

With the highest Transactions Value	Value (thou. €)	change	With the highest Transactions Volume	Volume	change
PHOENIX VEGA (CR)	625.20	7.85% #	PHOENIX VEGA (CR)	8,838,044	7.85% #
CAIRO MEZZ (CR)	155.34	4.49% #	CAIRO MEZZ (CR)	868,601	4.49% #
PERFORMANCE TECHNOLOGIES (CR)	90.76	-3.13% €	PERFORMANCE TECHNOLOGIES (CR)	17,974	-3.13% €
REAL CONSULTING (CR)	4.06	-0.77% €	FOODLINK S.A. (CR)	2,041	-1.52% €
FOODLINK S.A. (CR)	1.35	-1.52% €	REAL CONSULTING (CR)	1,860	-0.77% €
ALPHA TRUST (CR)	0.12	0.00% -	DOPPLER (CR)	90	0.00% -
DOPPLER (CR)	0.05	0.00% -	ALPHA TRUST (CR)	25	0.00% -
VIDAVO (CR)	0.02	0.43% #	VIDAVO (CR)	5	0.43% #
MEDITERRA (CR)	0.00	4.17% #	MEDITERRA (CR)	2	4.17% #

Number of Listed Shares	Nominal Value	Dividends [1]			Date of Last Coupon		Note	Shares	Closing price	% change	Previous closing price/date	Open price	Price min	Price max	Last price	Avg price	Last Bid [7]	Last Ask [7]	P/E after tax	Year	Volume	Trades	Transactions Value	Company Mkt Value (€) [3,5]	Year low	Year high	Sector[4]		
		2018	2019	2020	Dividend [2]	Right																							
3,101,592	0.360	(0.35)	0.1766	0.1558	02/07/2021	02/06/2020	---	ALPHA TRUST (CR)	4.98	---	4.98	01/12/2021	4.98	4.98	4.98	4.98	4.98	451@4.90	700@5.20	---	---	25	1	124.50	15,445.93	4.48	5.80	30202010	
309,096,827	0.100	---	---	---	29/09/2020	---	---	CAIRO MEZZ (CR)	0.181	4.49	P	0.174	01/12/2021	0.175	0.170	0.186	0.183	0.179	5000@0.180	2628@0.183	---	2020	868,601	216	155,343.54	56,070.160	1.02	0.200	30205000
10,600,010	0.100	---	---	---	19/08/2008	07/05/2008	---	DOPPLER (CR)	0.590	---	0.590	23/11/2021	0.535	0.535	0.590	0.590	0.566	1499@0.535	100@0.580	---	---	90	2	50.90	6,254.010	4.00	0.725	50204000	
14,791,000	0.360	---	---	---	05/05/2010	12/05/2008	---	EUROXX (CR)	0.680	---	0.680	27/10/2021	---	---	---	---	---	---	500@0.655	---	2020	---	---	---	10,057.880	5.60	1.14	30202015	
23,346,786	0.100	---	---	---	12/06/2012	17/09/2019	---	FOODLINK S.A. (CR)	0.650	-1.52	E	0.660	01/12/2021	0.660	0.650	0.680	0.650	0.662	400@0.650	500@0.695	---	---	2,041	9	1,351.56	15,175.410	3.41	0.855	50205020
7,300,000	0.500	---	---	---	06/07/2009	28/02/2008	---	MEDITERRA (CR)	1.75	4.17	P	1.68	01/12/2021	1.75	1.75	1.75	1.75	1.75	300@1.52	420@1.74	-(6)	2020	2	1	3.50	12,775.00	1.45	1.87	45201010
3,333,500	0.300	---	0.059	---	13/07/2020	09/12/2008	---	OPTRONICS TECHNOLOGIES (CR)	2.34	---	2.34	30/11/2021	---	---	---	---	---	---	500@2.20	---	2020	---	---	---	7,800.39	1.95	2.72	15101010	
12,181,320	0.100	(0.0185)	(0.02)	(0.03)	27/09/2021	02/11/2021	---	PERFORMANCE TECHNOLOGIES (C)	4.96	-3.13	E	5.12	01/12/2021	5.10	4.93	5.18	4.96	5.05	143@4.93	40@5.06	---	---	17,974	128	90,757.02	60,419.35	2.75	5.82	10101010
1,250,367,229	0.050	---	---	---	12/08/2021	---	---	PHOENIX VEGA (CR)	0.070	7.85	P	0.065	01/12/2021	0.066	0.064	0.078	0.070	0.071	5000@0.070	44818@0.071	---	---	8,838,044	611	625,200.30	87,650.740	0.35	0.078	30205000
21,500,000	0.400	---	---	---	06/08/2021	---	---	REAL CONSULTING (CR)	2.19	-0.77	E	2.21	01/12/2021	2.20	2.16	2.20	2.20	2.18	55@2.16	300@2.20	---	---	1,860	17	4,055.13	47,095.75	1.60	2.80	10101010
857,210	1.05	---	---	---	08/06/2010	12/03/2010	---	VIDAVO (CR)	4.70	0.43	P	4.68	30/11/2021	4.70	4.70	4.70	4.70	4.70	50@4.22	245@4.70	43.53	2020	5	1	23.50	4,028.89	3.40	6.95	20101025

Shares' Notes

Code	Note text
------	-----------

- | | |
|-----|--|
| () | - Adjusted dividends. |
| * | - Last adjusted closing price. |
| [1] | - Net dividends. |
| [2] | - The "Date of Last Coupon" for New listings refers to the date company's stocks started to trade in Athex |
| [3] | - The Company Market Value is referred to the number of listed shares |
| [4] | - Sectors codification can be found in Appendix A |
| [5] | - The Market Value refers to the total number of shares listed (including their several classes) in the exchange by the company. |
| [6] | - P/E greater than 100 |
| [7] | - Last view of the Order Book before the end of the trading session |
-

Blocks Data

Stocks	Block Volume	Price	Block Trade Value	Time of approval	Note
--------	--------------	-------	-------------------	------------------	------

No Blocks Transactions.

Blocks Notes

2 - SPOT 1 or SPOT 2 Packet	11 - Total Assets > 500 bil
3 - Block with Short Selling	12 - Sell Offer through Athex
4 - Buy to Close Block	13 - Forced Sale of NMOE
6 - Simultaneous Constitution	14 - Restoration Packet
7 - Repurchase Agreement	15 - Market Maker Packet
8 - Dispersion's Achievement (Not Listed)	16 - Short Selling
9 - Dispersion's Achievement (Listed)	18 - SPOT 1 Packet
10 - Share Capital Majority of Greek State (> 50 bil)	20 - Method 6-1 Packet

Rights Data

Occured date	Exercise from	Exercise until	Trading until	Rights	Price min	Price max	Closing price	Last Bid	Last Ask	Volume	Trades	Transactions Value
--------------	---------------	----------------	---------------	--------	-----------	-----------	---------------	----------	----------	--------	--------	--------------------

No Rights Transactions.

Non Convertible Corporate Bonds - Alternative Market

Num Listed Bonds	Nominal price	Issue price	Today's Rate	Exp. Date	Duration (years)	Note	Coupon attached		Trading	Non Convertible Corporate Bonds -	Accrued Int.	Yield.T.Mat	Price min	Price max	Closing price	Previous closing price/date	Volume	Transactions Value	Last order			Year min	Year max	
							Common	Preferred											Price	Buy / Sell	Date			
6,700	1,000.00	1,000.00	4.30	25/07/2024	5	---	10	---	1	M.L.S. MULTIMEDIA S.A. (Non Convertible)	5.0167	16.5980	---	---	---	74.0000	06/05/2020	---	---	3.0100	B	27/07/2021	74.0000	74.0000
6,500	655.00	1,000.00	5.50	22/12/2024	7	---	8	---	1	DELTA TECHNIKH S.A. (Non Convertible)	16.7116	3.6270	102.4567	103.0000	102.9949	97.4000	01/12/2021	140,825	148,635.63	100.0200	B	02/12/2021	96.0601	103.0000
6,000,000	1.00	1.00	5.30	31/08/2022	5	---	18	---	1	M.L.S. MULTIMEDIA S.A. (Non Convertible)	0.0009	58.7440	---	---	---	65.0000	12/05/2020	---	---	36.0010	S	02/12/2021	65.0000	65.0000

Corporate Bonds Notes

Transactions Volume = (Pieces) * (Nominal Price). Transactions Value = (Pieces) * (Nominal Price) * (price %) + (Accrued interest).

The price of a Bond is stated as a percentage (%) of Bond's Nominal Price.

Nominal Price in Euros (€), except if it is noted differently.



ATHEX
Athens Stock Exchange

Λεωφ. Αθηνών 110 104 42 Αθήνα
110, Athinon Ave. GR 104 42 Athens
tel. (+30)210-33.66.800, fax (+30)210-33.66.101
www.athexgroup.gr