

21

Εναλλακτική Αγορά Ημερήσιο Δελτίο Συναλλακτικής Δραστηριότητας

Alternative Market
Daily Official List of Trading Activity

Tuesday, 23 November, 2021
Year: 14 Trading Day No: 222



ATHEX
Athens Stock Exchange

Disclaimer:

Hellenic Exchanges – Athens Stock Exchange S.A. (HELEX), endeavors to ensure that the data and other material ("Information") presented on the Daily Official List of the Alternative Market (ena) are accurate and complete, but it is not liable for any errors or omissions of data or /and for the accuracy, credibility, updating and completeness of the aforesaid information nor it has any liability arising directly or indirectly from the use of the above Information.

All contents of the Daily Official List of the Alternative Market (ENA) are provided only for information purposes and do not constitute investment advice or solicitation to invest in securities or other products listed for trading on HELEX.

You acknowledge and agree that HELEX is the owner of any property rights related to any Information appearing on the Daily Official List of the Alternative Market (ENA) including intellectual property rights copyright, trademarks, etc.

The above data are a property of the Hellenic Exchanges – Athens Stock Exchange S.A. and are copyright protected. Users are forbidden to reproduce, modify, copy, sale, transmit or redistribute, by all reproduction means and methods, part or the whole of the above data, without reference to their source.

Hellenic Exchanges - Athens Stock Exchange S.A.

110 Athinon Ave., 10442 Athens, Tel: (210) 33.66.800, Fax: (210) 32.13.938

www.athexgroup.gr

Thessalonica Stock Exchange Center (T.S.E.C)

16-18 Katouni Str., Thessalonica 546 25 Tel: (2310) 567.667, Fax: (2310) 530.545

Athex Members Guarantee Fund

14-16 Fidiou Str., Athens 106 78, Tel: (210) 33.04.682, Fax: (210) 33.04.155

Hellenic Republic Capital Market Commission

1 Kolokotroni Str. & 1 Stadiou Str., Athens 10562 Tel: (210) 33.77.100 Fax: (210) 33.77.173

Table of Contents

Section 1: Trading Session Statistical Data

Summary of Market

Athex Indices

Analytic Figures for Athex Market's Boards and Categories

Section 2: Shares Transactions Data

Shares Transactions Data

Shares' Notes

Section 3: Shares Other Transactions Data

Blocks Data

Rights Data

Section 4: Bonds Transactions Data

Non Convertible Corporate Bonds - Alternative Market

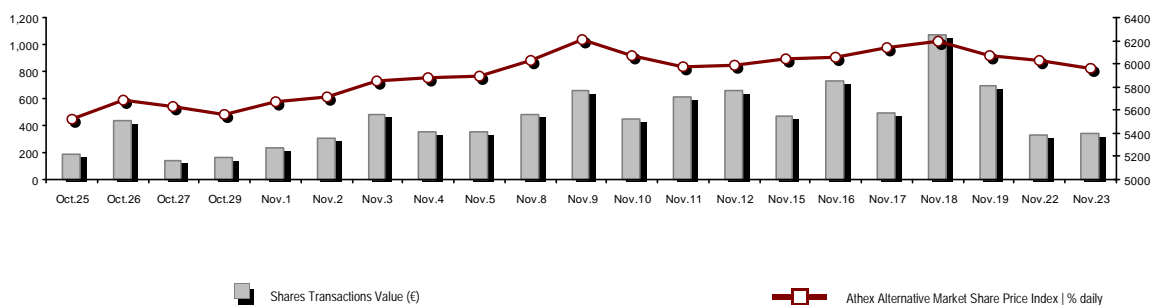
Section codification follows the corresponding from the Greek version of Daily Official List for reference purposes.

Hellenic Exchanges - Athens Stock Exchange S.A.

Market Analysis & Communication Unit

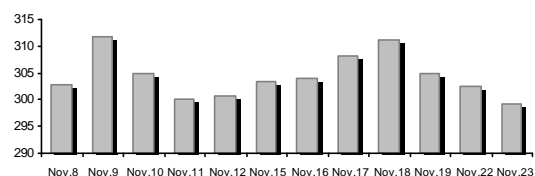
Summary of Market

Athex Alternative Market Share Price Index vs Shares Transactions Value



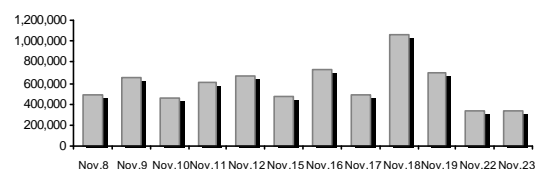
Total Transactions Value (€):	337,168.89	Athex Capitalisation (€)	
-------------------------------	------------	--------------------------	--

Athex Capitalisation (€):	299,307,661.66
Daily change: € %	-3,169,006.41 -1.05%
Yearly Avg Capitalisation: € % chng prev year Avg	192,186,921.85 140.76%
Athex Alternative Market Share Price Index % daily chng	5,959.69 -1.05%
Athex Alternative Market Share Price Index Capitalisation (€)	299,307,661.66
Daily change (€)	-3,169,006.41



Shares Transactions Value (€)	337,168.89	Value of Transactions (€)	
-------------------------------	------------	---------------------------	--

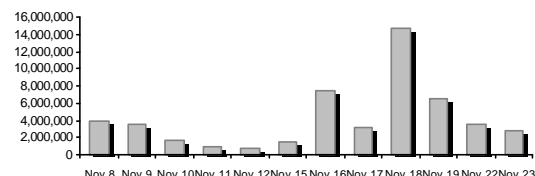
Daily change: € %	2,131.07 0.64%
YTD Avg Trans. Value: € % chng prev year Avg	318,080.48 203.63%
Blocks of Shares Transactions Value (€)	0.00



Bonds Transactions Value (thou. €)	0.00
------------------------------------	------

Shares Transactions Volume (pieces)	2,703,180.00	Volume of Transactions	
-------------------------------------	--------------	------------------------	--

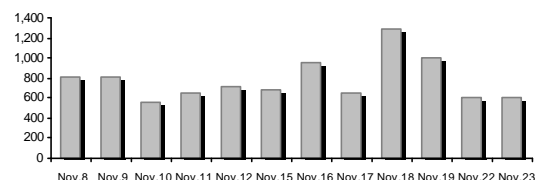
Daily change: pieces %	-823,488.00 -23.35%
YTD Avg Volume: pieces % chng prev year Avg	2,951,557.96 257.63%
Blocks of Shares Transactions Volume (pieces)	0.00



Bonds Transactions Volume	0
---------------------------	---

Shares Trades Number	598	Number of Trades	
----------------------	-----	------------------	--

Daily change: number %	-2 -0.33%
YTD Avg Derivatives Trades number % chng prev year Avg	334 60.82%
Number of Blocks of Shares	0



Number of Bonds Transactions	0
------------------------------	---

Daily Fluctuation of Athex Alternative Market Price Index



Athex Indices

Index name	23/11/2021	22/11/2021	pts.	%	Min	Max	Year min	Year max	Year change
ATHEX Alternative Market Price Index	5,959.69	6,022.79	-63.10	-1.05%	5,882.32	6,022.79	4,622.73	6,328.21	20.56% #

Analytic Figures for Athex Market's Boards and Categories

		Total Traded Shares
Totals		7
	Gain / Lose / Same:	2 / 5 / 0
Athex Capitalisation (€)		299,307,661.66
Daily Average Transactions Value (€)		318,080.48
Shares Transactions Value (€)		337,168.89
	Main Board:	337,168.89
	Blocks Board:	0.00
	Forced Sales Board:	0.00
	Special Terms Board:	0.00
Daily Average Transactions Volume		2,951,558
Transactions Volume		2,703,180
	Main Board:	2,703,180
	Blocks Board:	0
	Forced Sales Board:	0
	Special Terms Board:	0
Daily Average Number of Trades		334
Number of Trades		598
	Main Board:	598
	Blocks Board:	0
	Forced Sales Board:	0
	Special Terms Board:	0

Trading Details by Sector

Code	Sectors	Gain / Lose / Same	Number of Trades	Transactions Volume	Transactions Value	% of Total Trans. Value
3020	- Financial Services	0 / 3 / 0	346	2,670,152	185,289.89	54.95%
2010	- Health Care	0 / 0 / 0	---	---	---	---
5020	- Industrial Goods & Service	1 / 0 / 0	4	168	97.04	0.03%
4520	- Personal Care, Drug & Grocery Stores	1 / 0 / 0	1	10	17.80	0.01%
1010	- Technology	0 / 2 / 0	247	32,850	151,764.16	45.01%
1510	- Telecommunications	0 / 0 / 0	---	---	---	---

Top 10 best & worst performing Shares

With positive Price change	Closing price	change	With negative Price change	Closing price	change
DOPPLER (CR)	0.590	6.31% #	PERFORMANCE TECHNOLOGIES (CR)	4.79	-2.84% €
MEDITERRA (CR)	1.78	4.71% #	CAIRO MEZZ (CR)	0.169	-2.09% €
			PHOENIX VEGA (CR)	0.057	-1.39% €
			ALPHA TRUST (CR)	5.05	-0.98% €
			REAL CONSULTING (CR)	2.11	-0.33% €

With the highest Transactions Value	Value (thou. €)	change	With the highest Transactions Volume	Volume	change
PERFORMANCE TECHNOLOGIES (CR)	147.79	-2.84% €	PHOENIX VEGA (CR)	2,371,882	-1.39% €
PHOENIX VEGA (CR)	134.12	-1.39% €	CAIRO MEZZ (CR)	298,010	-2.09% €
CAIRO MEZZ (CR)	49.86	-2.09% €	PERFORMANCE TECHNOLOGIES (CR)	30,965	-2.84% €
REAL CONSULTING (CR)	3.97	-0.33% €	REAL CONSULTING (CR)	1,885	-0.33% €
ALPHA TRUST (CR)	1.31	-0.98% €	ALPHA TRUST (CR)	260	-0.98% €
DOPPLER (CR)	0.10	6.31% #	DOPPLER (CR)	168	6.31% #
MEDITERRA (CR)	0.02	4.71% #	MEDITERRA (CR)	10	4.71% #

Number of Listed Shares	Nominal Value	Dividends [1]			Date of Last Coupon		Note	Shares	Closing price	% change	Previous closing price/date	Open price	Price min	Price max	Last price	Avg price	Last Bid [7]	Last Ask [7]	P/E after tax	Year	Volume	Trades	Transactions Value	Company Mkt Value (€) [3,5]	Year low	Year high	Sector[4]		
		2018	2019	2020	Dividend [2]	Right																							
3,101,592	0.360	(0.35)	0.1766	0.1558	02/07/2021	02/06/2020	---	ALPHA TRUST (CR)	5.05	-0.98	€	5.10	22/11/2021	5.05	5.05	5.05	5.05	5.05	230@5.05	186@5.20	---	---	260	1	1,313.00	15,663.04	4.48	5.80	30202010
309,096,827	0.100	---	---	---	29/09/2020	---	---	CAIRO MEZZ (CR)	0.169	-2.09	€	0.172	22/11/2021	0.169	0.163	0.172	0.169	0.167	12545@0.168	510@0.172	---	2020	298,010	111	49,861.58	52,113.730	1.02	0.200	30205000
10,600,010	0.100	---	---	---	19/08/2008	07/05/2008	---	DOPPLER (CR)	0.590	6.31	€	0.555	22/11/2021	0.580	0.530	0.590	0.590	0.578	100@0.560	1950@0.590	---	---	168	4	97.04	6,254.010	4.00	0.725	50204000
14,791,000	0.360	---	---	---	05/05/2010	12/05/2008	---	EUROXX (CR)	0.680	---	€	0.680	27/10/2021	---	---	---	---	---	---	10800@0.690	---	2020	---	---	---	10,057.880	5.60	1.14	30202015
23,346,786	0.100	---	---	---	12/06/2012	17/09/2019	---	FOODLINK S.A. (CR)	0.700	---	€	0.700	22/11/2021	---	---	---	---	---	450@0.680	350@0.730	---	---	---	---	---	16,342.750	3.41	0.855	50205020
7,300,000	0.500	---	---	---	06/07/2009	28/02/2008	---	MEDITERRA (CR)	1.78	4.71	€	1.70	18/11/2021	1.78	1.78	1.78	1.78	1.78	---	1000@1.67	-(6)-	2020	10	1	17.80	12,994.00	1.45	1.87	45201010
3,333,500	0.300	---	0.059	---	13/07/2020	09/12/2008	---	OPTRONICS TECHNOLOGIES (CR)	2.10	---	€	2.10	16/11/2021	---	---	---	---	---	150@1.92	142@2.16	---	2020	---	---	---	7,000.35	1.95	2.72	15101010
12,181,320	0.100	(0.0185)	(0.02)	(0.03)	27/09/2021	02/11/2021	---	PERFORMANCE TECHNOLOGIES (C)	4.79	-2.84	€	4.93	22/11/2021	4.90	4.68	4.90	4.79	4.77	180@4.71	47@4.77	---	---	30,965	219	147,790.96	58,348.52	2.75	5.82	10101010
1,250,367,229	0.050	---	---	---	12/08/2021	---	---	PHOENIX VEGA (CR)	0.057	-1.39	€	0.058	22/11/2021	0.056	0.055	0.057	0.057	0.057	14431@0.057	25950@0.057	---	---	2,371,882	234	134,115.31	71,145.900	0.35	0.060	30205000
21,500,000	0.400	---	---	---	06/08/2021	---	---	REAL CONSULTING (CR)	2.11	-0.33	€	2.12	22/11/2021	2.08	2.08	2.15	2.11	2.11	197@2.11	20@2.13	---	---	1,885	28	3,973.20	45,375.75	1.60	2.80	10101010
857,210	1.05	---	---	---	08/06/2010	12/03/2010	---	VIDAVO (CR)	4.68	---	€	4.68	22/11/2021	---	---	---	---	---	75@4.22	100@4.68	43.34	2020	---	---	---	4,011.74	3.40	6.95	20101025

Shares' Notes

Code	Note text
()	- Adjusted dividends.
*	- Last adjusted closing price.
[1]	- Net dividends.
[2]	- The "Date of Last Coupon" for New listings refers to the date company's stocks started to trade in Athex
[3]	- The Company Market Value is referred to the number of listed shares
[4]	- Sectors codification can be found in Appendix A
[5]	- The Market Value refers to the total number of shares listed (including their several classes) in the exchange by the company.
[6]	- P/E greater than 100
[7]	- Last view of the Order Book before the end of the trading session

Blocks Data

Stocks	Block Volume	Price	Block Trade Value	Time of approval	Note
--------	--------------	-------	-------------------	------------------	------

No Blocks Transactions.

Blocks Notes

2 - SPOT 1 or SPOT 2 Packet	11 - Total Assets > 500 bil
3 - Block with Short Selling	12 - Sell Offer through Athex
4 - Buy to Close Block	13 - Forced Sale of NMOE
6 - Simultaneous Constitution	14 - Restoration Packet
7 - Repurchase Agreement	15 - Market Maker Packet
8 - Dispersion's Achievement (Not Listed)	16 - Short Selling
9 - Dispersion's Achievement (Listed)	18 - SPOT 1 Packet
10 - Share Capital Majority of Greek State (> 50 bil)	20 - Method 6-1 Packet

Rights Data

Occured date	Exercise from	Exercise until	Trading until	Rights	Price min	Price max	Closing price	Last Bid	Last Ask	Volume	Trades	Transactions Value
--------------	---------------	----------------	---------------	---------------	-----------	-----------	---------------	----------	----------	--------	--------	--------------------

No Rights Transactions.

Non Convertible Corporate Bonds - Alternative Market

Num Listed Bonds	Nominal price	Issue price	Today's Rate	Exp. Date	Duration (years)	Note	Coupon attached		Trading	Non Convertible Corporate Bonds -	Accrued Int.	Yield.T.Mat	Price min	Price max	Closing price	Previous closing price/date	Volume	Transactions Value	Last order			Year min	Year max	
							Common	Preferred											Price	Buy / Sell	Date			
6,700	1,000.00	1,000.00	4.30	25/07/2024	5	---	10	---	1	M.L.S. MULTIMEDIA S.A. (Non Convertible)	3.7028	16.5130	---	---	---	74.0000	06/05/2020	---	---	3.0100	B	27/07/2021	74.0000	74.0000
6,500	655.00	1,000.00	5.50	22/12/2024	7	---	8	---	1	DELTA TECHNIKH S.A. (Non Convertible)	15.6108	4.5130	---	---	---	100.0000	19/11/2021	---	---	100.0000	B	23/11/2021	96.0601	102.5000
6,000,000	1.00	1.00	5.30	31/08/2022	5	---	17	---	1	M.L.S. MULTIMEDIA S.A. (Non Convertible)	0.0127	57.1420	---	---	---	65.0000	12/05/2020	---	---	36.0010	S	23/11/2021	65.0000	65.0000

Corporate Bonds Notes

Transactions Volume = (Pieces) * (Nominal Price). Transactions Value = (Pieces) * (Nominal Price) * (price %) + (Accrued interest).

The price of a Bond is stated as a percentage (%) of Bond's Nominal Price.

Nominal Price in Euros (€), except if it is noted differently.



ATHEX
Athens Stock Exchange

Λεωφ. Αθηνών 110 104 42 Αθήνα
110, Athinon Ave. GR 104 42 Athens
tel. (+30)210-33.66.800, fax (+30)210-33.66.101
www.athexgroup.gr