

# 20

## Εναλλακτική Αγορά Ημερήσιο Δελτίο Συναλλακτικής Δραστηριότητας

Alternative Market  
Daily Official List of Trading Activity

Tuesday, 8 September, 2020  
Year: 13 Trading Day No: 170



**ATHEX**  
Athens Stock Exchange

**Disclaimer:**

Hellenic Exchanges – Athens Stock Exchange S.A. (HELEX), endeavors to ensure that the data and other material ("Information") presented on the Daily Official List of the Alternative Market (ena) are accurate and complete, but it is not liable for any errors or omissions of data or /and for the accuracy, credibility, updating and completeness of the aforesaid information nor it has any liability arising directly or indirectly from the use of the above Information.

All contents of the Daily Official List of the Alternative Market (ENA) are provided only for information purposes and do not constitute investment advice or solicitation to invest in securities or other products listed for trading on HELEX.

You acknowledge and agree that HELEX is the owner of any property rights related to any Information appearing on the Daily Official List of the Alternative Market (ENA) including intellectual property rights copyright, trademarks, etc.

The above data are a property of the Hellenic Exchanges – Athens Stock Exchange S.A. and are copyright protected. Users are forbidden to reproduce, modify, copy, sale, transmit or redistribute, by all reproduction means and methods, part or the whole of the above data, without reference to their source.

---

**Hellenic Exchanges - Athens Stock Exchange S.A.**

110 Athinon Ave., 10442 Athens, Tel: (210) 33.66.800, Fax: (210) 32.13.938

[www.athexgroup.gr](http://www.athexgroup.gr)

---

**Thessalonica Stock Exchange Center (T.S.E.C)**

16-18 Katouni Str., Thessalonica 546 25 Tel: (2310) 567.667, Fax: (2310) 530.545

---

**Athex Members Guarantee Fund**

14-16 Fidiou Str., Athens 106 78, Tel: (210) 33.04.682, Fax: (210) 33.04.155

---

**Hellenic Republic Capital Market Commission**

1 Kolokotroni Str. & 1 Stadiou Str., Athens 10562 Tel: (210) 33.77.100 Fax: (210) 33.77.173

## Table of Contents

---

### Section 1: Trading Session Statistical Data

Summary of Market

Athex Indices

Analytic Figures for Athex Market's Boards and Categories

### Section 2: Shares Transactions Data

Shares Transactions Data

Shares' Notes

### Section 3: Shares Other Transactions Data

Blocks Data

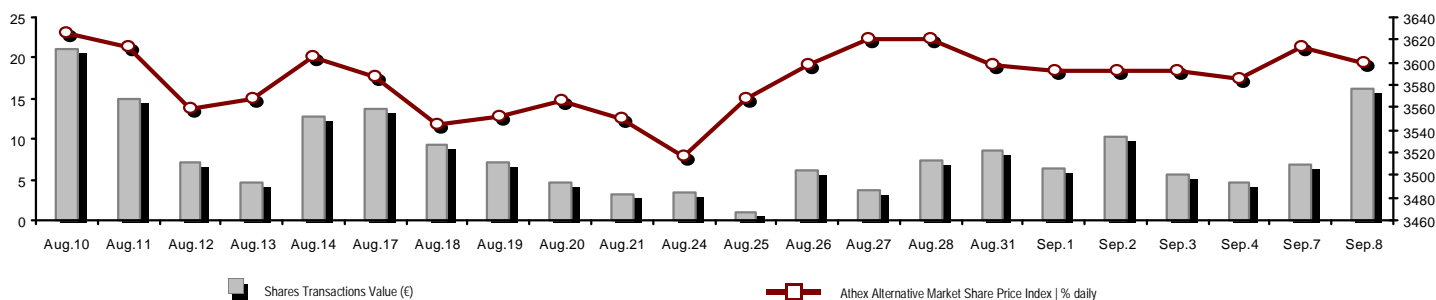
Rights Data

### Section 4: Bonds Transactions Data

Non Convertible Corporate Bonds - Alternative Market

Summary of Market

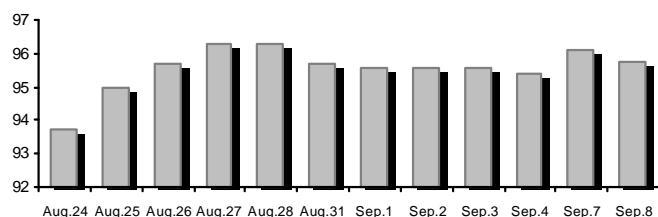
Athex Alternative Market Share Price Index vs Shares Transactions Value



Total Transactions Value (€): 16,266.08

Athex Capitalisation (€)

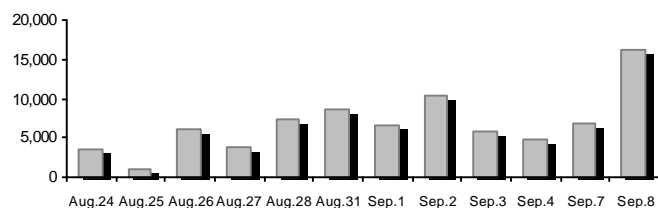
Athex Capitalisation (€):	95,739,795.08
Daily change: €   %	-356,369.60 -0.37%
Yearly Avg Capitalisation: €   % chng prev year Avg	122,665,259.86 -29.15%
Athex Alternative Market Share Price Index   % daily chng	3,598.89 -0.40%
Athex Alternative Market Share Price Index Capitalisation (€)	87,890,195.08
Daily change (€)	-356,369.60



Shares Transactions Value (€) 16,266.08

Value of Transactions (€)

Daily change: €   %	9,437.92 138.22%
YTD Avg Trans. Value: €   % chng prev year Avg	22,926.03 5.53%
Blocks of Shares Transactions Value (€)	0.00

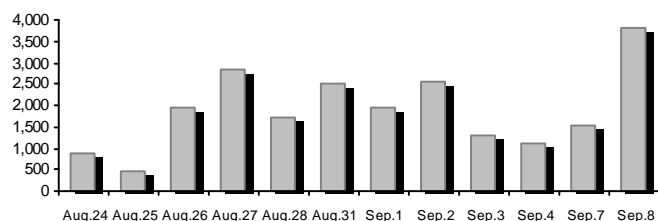


Bonds Transactions Value (thou. €) 0.00

Shares Transactions Volume (pieces) 3,797.00

Volume of Transactions

Daily change: pieces   %	2,246.00 144.81%
YTD Avg Volume: pieces   % chng prev year Avg	14,496.95 47.35%
Blocks of Shares Transactions Volume (pieces)	0.00

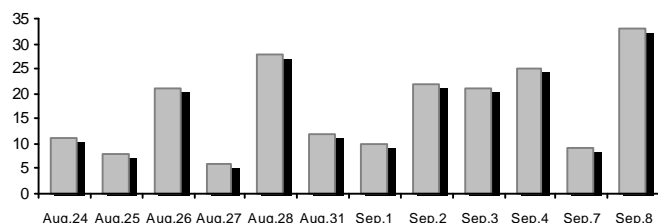


Bonds Transactions Volume 0

Shares Trades Number 33

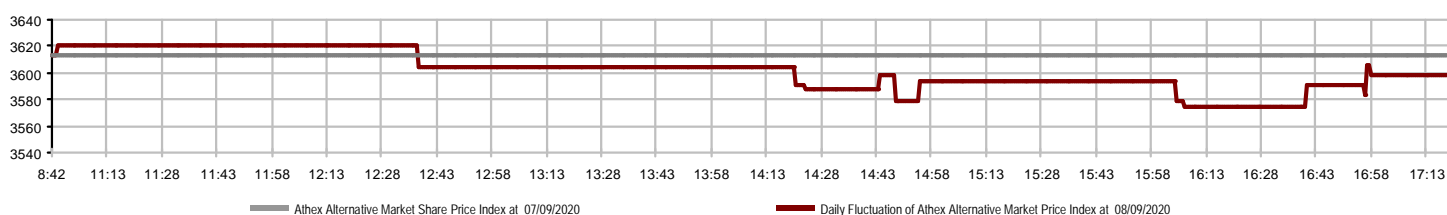
Number of Trades

Daily change: number   %	24 266.67%
YTD Avg Derivatives Trades number   % chng prev year Avg	56 73.04%
Number of Blocks of Shares	0



Number of Bonds Transactions 0

Daily Fluctuation of Athex Alternative Market Price Index



### Athex Indices

Index name	08/09/2020	07/09/2020	pts.	%	Min	Max	Year min	Year max	Year change
ATHEX Alternative Market Price Index	3,598.89 €	3,613.48	-14.59	-0.40%	3,575.07	3,619.88	2,937.90	3,822.92	7.07% #

### Analytic Figures for Athex Market's Boards and Categories

		Total Traded Shares
Totals		2
	Gain / Lose / Same:	0 / 2 / 0
Athex Capitalisation (€)		95,739,795.08
Daily Average Transactions Value (€)		22,926.03
Shares Transactions Value (€)		16,266.08
	Main Board:	16,266.08
	Blocks Board:	0.00
	Forced Sales Board:	0.00
	Special Terms Board:	0.00
Daily Average Transactions Volume		14,497
Transactions Volume		3,797
	Main Board:	3,797
	Blocks Board:	0
	Forced Sales Board:	0
	Special Terms Board:	0
Daily Average Number of Trades		56
Number of Trades		33
	Main Board:	33
	Blocks Board:	0
	Forced Sales Board:	0
	Special Terms Board:	0

### Trading Details by Sector

Code	Sectors	Gain / Lose / Same	Number of Trades	Transactions Volume	Transactions Value	% of Total Trans. Value
3020	- Financial Services	0 / 0 / 0	---	---	---	---
2010	- Health Care	0 / 0 / 0	---	---	---	---
5020	- Industrial Goods & Service	0 / 0 / 0	---	---	---	---
4520	- Personal Care, Drug & Grocery Stores	0 / 0 / 0	---	---	---	---
4040	- Retail	0 / 0 / 0	---	---	---	---
1010	- Technology	0 / 1 / 0	32	3,647	15,930.08	97.93%
1510	- Telecommunications	0 / 1 / 0	1	150	336.00	2.07%

Top 10 best & worst performing Shares

			With negative Price change	Closing price	change
			OPTRONICS TECHNOLOGIES (CR)	2.24	-2.61% Ⓢ
			PERFORMANCE TECHNOLOGIES (CR)	4.48	-0.88% Ⓢ
With the highest Transactions Value	Value (thou. €)	change	With the highest Transactions Volume	Volume	change
PERFORMANCE TECHNOLOGIES (CR)	15.93	-0.88% Ⓢ	PERFORMANCE TECHNOLOGIES (CR)	3,647	-0.88% Ⓢ
OPTRONICS TECHNOLOGIES (CR)	0.34	-2.61% Ⓢ	OPTRONICS TECHNOLOGIES (CR)	150	-2.61% Ⓢ

Number of Listed Shares	Nominal Value	Dividends [1]			Date of Last Coupon		Note	Shares	Closing price	% change	Previous closing price/date	Open price	Price min	Price max	Last price	Avg price	Last Bid [7]	Last Ask [7]	P/E after tax	Year	Volume	Trades	Transactions Value	Company Mkt Value (€) [3,5]	Year low	Year high	Sector[4]
		2017	2018	2019	Dividend [2]	Right																					
3,093,252	0.360	(0.125)	(0.35)	0.1766	25/06/2020	02/06/2020	---	ALPHA TRUST (CR)	5.00	---	5.00	20/08/2020	---	---	---	---	200@4.70	1996@5.25	---	---	---	---	---	15,466.26	4.40	6.20	30202010
1,760,000	0.600	---	---	---	---	11/06/2010	---	DIVERSA (CR)	4.46	---	4.46	30/10/2019	---	---	---	---	---	134@4.48	---	---	---	---	---	7,849.60	4.46	4.46	40401020
10,600,010	0.190	---	---	---	19/08/2008	07/05/2008	---	DOPPLER (CR)	0.590	---	0.590	17/08/2020	---	---	---	---	---	4000@0.560	---	---	---	---	---	6,254.010	2.76	1.05	50204000
14,791,000	0.360	---	---	---	05/05/2010	12/05/2008	---	EUROXX (CR)	0.940	---	0.940	27/08/2020	---	---	---	---	---	1700@0.940	---	2019	---	---	---	13,903.540	7.90	1.10	30202015
23,346,786	0.280	---	---	---	12/06/2012	17/09/2019	---	FOODLINK S.A. (CR)	0.430	---	0.430	24/08/2020	---	---	---	---	---	5000@0.430	---	---	---	---	---	10,039.120	3.26	0.695	50205020
7,300,000	0.500	---	---	---	06/07/2009	28/02/2008	---	MEDITERRA (CR)	1.94	---	1.94	31/08/2020	---	---	---	---	---	600@1.85	61.46	2019	---	---	---	14,162.00	1.07	2.48	45201010
3,333,500	0.300	---	---	0.059	13/07/2020	09/12/2008	---	OPTRONICS TECHNOLOGIES (CR)	2.24	-2.61	€	2.30	04/09/2020	2.24	2.24	2.24	2.24	180@2.24	27.64	2019	150	1	336.00	7,467.04	1.82	3.90	15101010
3,908,990	0.300	0.0353	0.0555	---	16/09/2019	17/09/2008	---	PERFORMANCE TECHNOLOGIES (C)	4.48	-0.88	€	4.52	07/09/2020	4.56	4.28	4.56	4.48	300@4.28	---	---	3,647	32	15,930.08	17,512.28	2.00	4.96	10101010
857,210	1.05	---	---	---	08/06/2010	12/03/2010	---	VIDAVO (CR)	3.60	---	3.60	02/09/2020	---	---	---	---	---	100@3.80	30.29	2019	---	---	---	3,085.96	3.42	3.98	20101025

---

**Shares' Notes**

---

Code	Note text
( )	- Adjusted dividends.
*	- Last adjusted closing price.
[1]	- Net dividends.
[2]	- The "Date of Last Coupon" for New listings refers to the date company's stocks started to trade in Athex
[3]	- The Company Market Value is referred to the number of listed shares
[4]	- Sectors codification can be found in Appendix A
[5]	- The Market Value refers to the total number of shares listed (including their several classes) in the exchange by the company.
[6]	- P/E greater than 100
[7]	- Last view of the Order Book before the end of the trading session

---

---

## Blocks Data

---

Stocks	Block Volume	Price	Block Trade Value	Time of approval	Note
--------	--------------	-------	-------------------	------------------	------

---

No Blocks Transactions.

---

---

## Blocks Notes

---

2 - SPOT 1 or SPOT 2 Packet	11 - Total Assets > 500 bil
3 - Block with Short Selling	12 - Sell Offer through Athex
4 - Buy to Close Block	13 - Forced Sale of NMOE
6 - Simultaneous Constitution	14 - Restoration Packet
7 - Repurchase Agreement	15 - Market Maker Packet
8 - Dispersion's Achievement (Not Listed)	16 - Short Selling
9 - Dispersion's Achievement (Listed)	18 - SPOT 1 Packet
10 - Share Capital Majority of Greek State (> 50 bil)	20 - Method 6-1 Packet

**Rights Data**

Occured date	Exercise from	Exercise until	Trading until	Rights	Price min	Price max	Closing price	Last Bid	Last Ask	Volume	Trades	Transactions Value
--------------	---------------	----------------	---------------	--------	-----------	-----------	---------------	----------	----------	--------	--------	--------------------

No Rights Transactions.

**Non Convertible Corporate Bonds - Alternative Market**

Num Listed Bonds	Nominal price	Issue price	Today's Rate	Exp. Date	Duration (years)	Note	Coupon attached		Trading	Non Convertible Corporate Bonds -	Accrued Int.	Yield.T.Mat	Price min	Price max	Closing price	Previous closing price/date	Volume	Transactions Value	Last order		Year min	Year max		
							Common	Preferred											Price	Buy / Sell			Date	
6,700	1,000.00	1,000.00	4.30	25/07/2024	5	---	5	---	1	M.L.S. MULTIMEDIA S.A. (Non Convertible)	5.3750	13.8260	---	---	---	74.0000	06/05/2020	---	---	3.0100	B	08/09/2020	65.0000	92.0000
6,500	1,000.00	1,000.00	5.50	22/12/2024	7	---	6	---	1	DELTA TECHNIKH S.A. (Non Convertible)	12.2222	4.8250	---	---	---	99.8000	03/09/2020	---	---	93.0001	B	08/09/2020	88.2101	101.0000
6,000,000	1.00	1.00	5.30	31/08/2022	5	---	13	---	1	M.L.S. MULTIMEDIA S.A. (Non Convertible)	0.0015	28.0010	---	---	---	65.0000	12/05/2020	---	---	36.0010	S	08/09/2020	65.0000	79.9999
400	10,000.00	10,000.00	5.30	11/07/2021	5	---	17	---	1	M.L.S. MULTIMEDIA S.A. (Non Convertible)	86.8611	15.3030	---	---	---	89.9000	12/05/2020	---	---	12.3456	S	15/05/2020	89.0000	96.8000

**Corporate Bonds Notes**

Transactions Volume = (Pieces) \* (Nominal Price). Transactions Value = (Pieces) \* (Nominal Price) \* (price %) + (Accrued interest).

The price of a Bond is stated as a percentage (%) of Bond's Nominal Price.

Nominal Price in Euros (€), except if it is noted differently.



**ATHEX**  
Athens Stock Exchange

Λεωφ. Αθηνών 110 104 42 Αθήνα  
110, Athinon Ave. GR 104 42 Athens  
tel. (+30)210-33.66.800, fax (+30)210-33.66.101  
[www.athexgroup.gr](http://www.athexgroup.gr)