

19

Εναλλακτική Αγορά Ημερήσιο Δελτίο Συναλλακτικής Δραστηριότητας

Alternative Market
Daily Official List of Trading Activity

Friday, 27 September, 2019
Year: 12 Trading Day No: 184



ATHEXGROUP
Athens Exchange Group

Disclaimer:

Hellenic Exchanges – Athens Stock Exchange S.A. (HELEX), endeavors to ensure that the data and other material ("Information") presented on the Daily Official List of the Alternative Market (ena) are accurate and complete, but it is not liable for any errors or omissions of data or /and for the accuracy, credibility, updating and completeness of the aforesaid information nor it has any liability arising directly or indirectly from the use of the above Information.

All contents of the Daily Official List of the Alternative Market (ENA) are provided only for information purposes and do not constitute investment advice or solicitation to invest in securities or other products listed for trading on HELEX.

You acknowledge and agree that HELEX is the owner of any property rights related to any Information appearing on the Daily Official List of the Alternative Market (ENA) including intellectual property rights copyright, trademarks, etc.

The above data are a property of the Hellenic Exchanges – Athens Stock Exchange S.A. and are copyright protected. Users are forbidden to reproduce, modify, copy, sale, transmit or redistribute, by all reproduction means and methods, part or the whole of the above data, without reference to their source.

Hellenic Exchanges - Athens Stock Exchange S.A.

110 Athinon Ave., 10442 Athens, Tel: (210) 33.66.800, Fax: (210) 32.13.938

www.athexgroup.gr

Thessalonica Stock Exchange Center (T.S.E.C)

16-18 Katouni Str., Thessalonica 546 25 Tel: (2310) 567.667, Fax: (2310) 530.545

Athex Members Guarantee Fund

14-16 Fidiou Str., Athens 106 78, Tel: (210) 33.04.682, Fax: (210) 33.04.155

Hellenic Republic Capital Market Commission

1 Kolokotroni Str. & 1 Stadiou Str., Athens 10562 Tel: (210) 33.77.100 Fax: (210) 33.77.173

Table of Contents

Section 1: Trading Session Statistical Data

Summary of Market

Athex Indices

Analytic Figures for Athex Market's Boards and Categories

Section 2: Shares Transactions Data

Shares Transactions Data

Shares' Notes

Section 3: Shares Other Transactions Data

Blocks Data

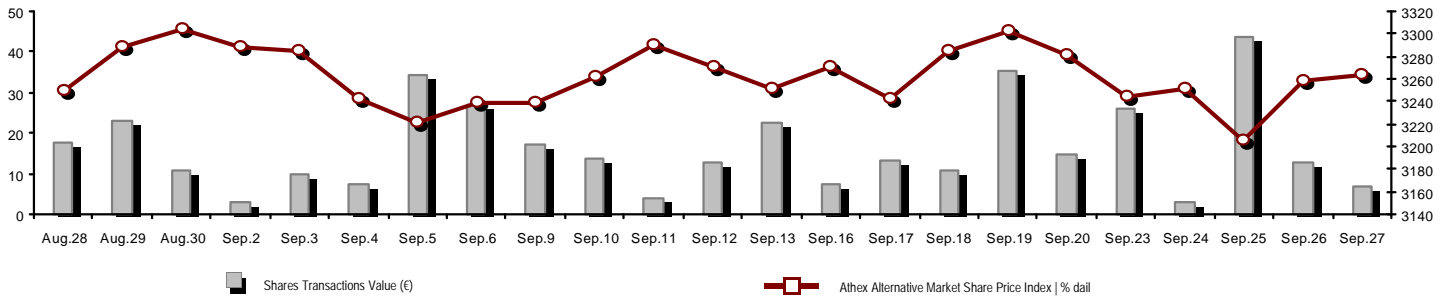
Rights Data

Section 4: Bonds Transactions Data

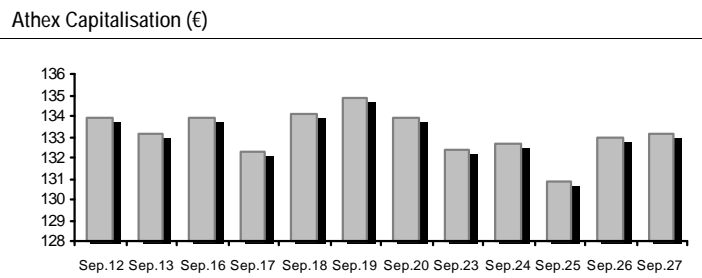
Non Convertible Corporate Bonds - Alternative Market

Summary of Market

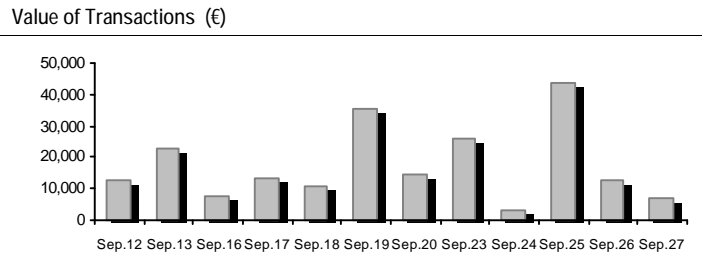
Athex Alternative Market Share Price Index vs Shares Transactions Value



Total Transactions Value (€):	7,050.00
Athex Capitalisation (€):	133,185,109.48
Daily change: € %	222,800.00 0.17%
Yearly Avg Capitalisation: € % chng prev year Avg	133,440,165.54 28.56%
Athex Alternative Market Share Price Index % daily chng	3,263.10 0.17%
Athex Alternative Market Share Price Index Capitalisation (€)	133,185,109.48
Daily change (€)	222,800.00

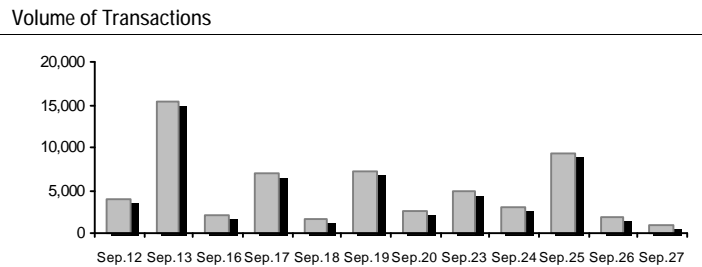


Shares Transactions Value (€)	7,050.00
Daily change: € %	-5,743.45 -44.89%
YTD Avg Trans. Value: € % chng prev year Avg	17,118.89 136.26%
Blocks of Shares Transactions Value (€)	0.00



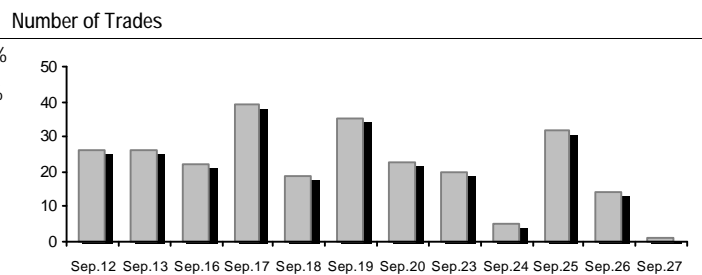
Bonds Transactions Value (thou. €)	54.98
------------------------------------	-------

Shares Transactions Volume (pieces)	1,000.00
Daily change: pieces %	-955.00 -48.85%
YTD Avg Volume: pieces % chng prev year Avg	9,240.01 -31.75%
Blocks of Shares Transactions Volume (pieces)	0.00



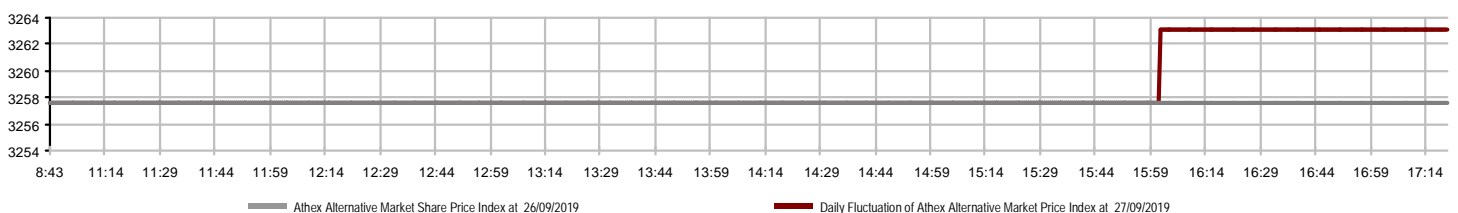
Bonds Transactions Volume	54,000
---------------------------	--------

Shares Trades Number	1
Daily change: number %	-13 -92.86%
YTD Avg Derivatives Trades number % chng prev year Avg	28 109.62%
Number of Blocks of Shares	0



Number of Bonds Transactions	3
------------------------------	---

Daily Fluctuation of Athex Alternative Market Price Index



Athex Indices

Index name	27/09/2019	26/09/2019	pts.	%	Min	Max	Year min	Year max	Year change
ATHEX Alternative Market Price Index	3,263.10 #	3,257.64	5.46	0.17%	3,257.64	3,263.10	2,486.18	3,337.43	29.72% #

Analytic Figures for Athex Market's Boards and Categories

		Total Traded Shares
Totals		1
	Gain / Lose / Same:	1 / 0 / 0
Athex Capitalisation (€)		133,185,109.48
Daily Average Transactions Value (€)		17,118.89
Shares Transactions Value (€)		7,050.00
	Main Board:	7,050.00
	Blocks Board:	0.00
	Forced Sales Board:	0.00
	Special Terms Board:	0.00
Daily Average Transactions Volume		9,240
Transactions Volume		1,000
	Main Board:	1,000
	Blocks Board:	0
	Forced Sales Board:	0
	Special Terms Board:	0
Daily Average Number of Trades		28
Number of Trades		1
	Main Board:	1
	Blocks Board:	0
	Forced Sales Board:	0
	Special Terms Board:	0

Trading Details by Sector

Code	Sectors	Gain / Lose / Same	Number of Trades	Transactions Volume	Transactions Value	% of Total Trans. Value
3020	- Financial Services	0 / 0 / 0	---	---	---	---
2010	- Health Care	0 / 0 / 0	---	---	---	---
5020	- Industrial Goods & Service	0 / 0 / 0	---	---	---	---
4520	- Personal Care, Drug & Grocery Stores	0 / 0 / 0	---	---	---	---
4040	- Retail	0 / 0 / 0	---	---	---	---
1010	- Technology	1 / 0 / 0	1	1,000	7,050.00	100.00%
1510	- Telecommunications	0 / 0 / 0	---	---	---	---

Top 10 best & worst performing Shares

With positive Price change	Closing price	change
ENTERSOFT (CR)	7.05	0.71% #

With the highest Transactions Value	Value (thou. €)	change	With the highest Transactions Volume	Volume	change
ENTERSOFT (CR)	7.05	0.71% #	ENTERSOFT (CR)	1,000	0.71% #

Number of Listed Shares	Nominal Value	Dividends [1]			Date of Last Coupon		Note	Shares	Closing price	% change	Previous closing price/date	Open price	Price min	Price max	Last price	Avg price	Last Bid [7]	Last Ask [7]	P/E after	Year	Volume	Trades	Transactions Value	Company Mkt Value (€) [3,5]	Year low	Year high	Sector[4]		
		2016	2017	2018	Dividend [2]	Right																							
773,313	0.040	---	0.5	0.42	04/06/2019	05/08/2019	---	ALPHA TRUST (CR)	17.20	---	17.20	26/09/2019	---	---	---	---	98@17.00	100@17.20	---	---	---	---	---	13,300.9816.90	18.00	30202010			
1,760,000	0.600	---	---	---	---	11/06/2010	---	DIVERSA (CR)	4.48	---	4.48	11/04/2019	---	---	---	---	---	134@4.48	-(6)-	2018	---	---	---	7,884.80	4.48	4.60	40401020		
10,600,010	0.360	---	---	---	19/08/2008	07/05/2008	---	DOPPLER (CR)	0.310	---	0.310	07/08/2019	---	---	---	---	2000@0.280	2000@0.340	---	---	---	---	---	3,286.000.128	0.310	50204000			
4,456,000	0.300	0.13	0.13	0.18	28/06/2019	09/11/2016	---	ENTERSOFT (CR)	7.05	0.71	#	7.00	26/09/2019	7.05	7.05	7.05	7.05	7.05	5@7.00	92@7.40	---	---	1,000	1	7,050.00	31,414.80	3.00	7.40	10101015
11,175,440	0.300	---	---	---	28/12/2015	18/01/2019	---	EPSILON NET (CR)	1.94	---	1.94	23/09/2019	---	---	---	---	250@1.86	280@1.93	---	---	---	---	---	21,680.35	1.15	2.00	10101015		
9,784,000	0.600	---	---	---	05/05/2010	12/05/2008	---	EUROXX (CR)	1.44	---	1.44	11/09/2019	---	---	---	---	---	100@1.49	---	2018	---	---	---	14,088.96	1.44	1.88	30202015		
23,346,786	0.280	---	---	---	12/06/2012	17/09/2019	---	FOODLINK S.A. (CR)	0.530	---	0.530	26/09/2019	---	---	---	---	100@0.520	600@0.530	---	---	---	---	---	12,373.800.460	0.695	50205020			
7,300,000	0.500	---	---	---	06/07/2009	28/02/2008	---	MEDITERRA (CR)	0.900	---	0.900	25/09/2019	---	---	---	---	---	500@0.945	31.99	2018	---	---	---	6,570.000.615	1.08	45201010			
3,333,500	0.300	---	---	---	14/07/2011	09/12/2008	---	OPTRONICS TECHNOLOGIES (CR)	1.77	---	1.77	20/04/2018	---	---	---	---	---	---	15.65	2018	---	---	---	5,900.30	1.77	1.77	15101010		
3,908,990	0.300	---	0.0353	0.0555	16/09/2019	17/09/2008	---	PERFORMANCE TECHNOLOGIES (C	3.40	---	3.40	26/09/2019	---	---	---	---	50@3.32	100@3.38	---	---	---	---	---	13,290.57	2.24	3.96	10101010		
857,210	1.05	---	---	---	08/06/2010	12/03/2010	---	VIDAVO (CR)	3.96	---	3.96	23/08/2019	---	---	---	---	---	1000@3.96	---	2018	---	---	---	3,394.55	3.96	3.96	20101025		

Shares' Notes

Code	Note text
()	- Adjusted dividends.
*	- Last adjusted closing price.
[1]	- Net dividends.
[2]	- The "Date of Last Coupon" for New listings refers to the date company's stocks started to trade in Athex
[3]	- The Company Market Value is referred to the number of listed shares
[4]	- Sectors codification can be found in Appendix A
[5]	- The Market Value refers to the total number of shares listed (including their several classes) in the exchange by the company.
[6]	- P/E greater than 100
[7]	- Last view of the Order Book before the end of the trading session

Blocks Data

Stocks	Block Volume	Price	Block Trade Value	Time of approval	Note
No Blocks Transactions.					

Blocks Notes

2 - SPOT 1 or SPOT 2 Packet	11 - Total Assets > 500 bil
3 - Block with Short Selling	12 - Sell Offer through Athex
4 - Buy to Close Block	13 - Forced Sale of NMOE
6 - Simultaneous Constitution	14 - Restoration Packet
7 - Repurchase Agreement	15 - Market Maker Packet
8 - Dispersion's Achievement (Not Listed)	16 - Short Selling
9 - Dispersion's Achievement (Listed)	18 - SPOT 1 Packet
10 - Share Capital Majority of Greek State (> 50 bil)	20 - Method 6-1 Packet

Rights Data

Occured date	Exercise from	Exercise until	Trading until	Rights	Price min	Price max	Closing price	Last Bid	Last Ask	Volume	Trades	Transactions Value
--------------	---------------	----------------	---------------	--------	-----------	-----------	---------------	----------	----------	--------	--------	--------------------

No Rights Transactions.

Non Convertible Corporate Bonds - Alternative Market

Num Listed Bonds	Nominal price	Issue price	Today's Rate	Exp. Date	Duration (years)	Note	Coupon attached		Trading	Non Convertible Corporate Bonds -	Accrued Int.	Yield.T.Mat	Price min	Price max	Closing price	Previous closing price/date	Volume	Transactions Value	Last order		Year min	Year max		
							Common	Preferred											Price	Buy / Sell			Date	
6,700	1,000.00	1,000.00	4.30	25/07/2024	5	---	1	---	1	M.L.S. MULTIMEDIA S.A. (Non Convertible)	8.1222	4.2670	---	---	---	100.0000	23/09/2019	---	---	95.0011	B	27/09/2019	99.5010	101.2000
6,500	1,000.00	1,000.00	5.50	22/12/2024	7	---	4	---	1	DELTA TECHNIKH S.A. (Non Convertible)	15.1250	4.9420	100.3000	100.3000	100.3000	100.4000	25/09/2019	54,000	54,978.75	100.3111	B	27/09/2019	99.8000	102.0000
6,000,000	1.00	1.00	5.30	31/08/2022	5	---	9	---	1	M.L.S. MULTIMEDIA S.A. (Non Convertible)	0.0047	4.4600	---	---	---	100.9000	26/09/2019	---	---	100.0210	B	27/09/2019	98.6912	102.5000
400	10,000.00	10,000.00	5.30	11/07/2020	4	---	13	---	1	M.L.S. MULTIMEDIA S.A. (Non Convertible)	120.7222	4.4970	---	---	---	100.0200	20/09/2019	---	---	100.0200	B	27/09/2019	98.3000	102.0000

Corporate Bonds Notes

Transactions Volume = (Pieces) * (Nominal Price). Transactions Value = (Pieces) * (Nominal Price) * (price %) + (Accrued interest).

The price of a Bond is stated as a percentage (%) of Bond's Nominal Price.

Nominal Price in Euros (€), except if it is noted differently.



ATHEX
Athens Stock Exchange

Λεωφ. Αθηνών 110 104 42 Αθήνα
110, Athinon Ave. GR 104 42 Athens
tel. (+30)210-33.66.800, fax (+30)210-33.66.101
www.athexgroup.gr