


19

**Ημερήσιο Δελτίο
Συναλλακτικής Δραστηριότητας**

Daily Official List
of Trading Activity

Tuesday, 5 March, 2019

Year: 140 Trading Day No: 45



ATHEXGROUP
Athens Exchange Group

Disclaimer:

Hellenic Exchanges-Athens Stock Exchange S.A endeavours to ensure that the data and other material ("Information") presented on the Daily Official List are accurate and complete, but it is not liable for any errors or omissions of data or /and for the accuracy, credibility, updating and completeness of the aforesaid information nor it has any liability arising directly or indirectly from the use of the above Information.

The Company is not liable for the accuracy of the data included in listed companies' announcements. Only the sender of such an announcement is fully and solely liable for any infringement of third party's rights from the content of such announcement. All contents of the Daily Official List are provided only for information purposes and do not constitute investment advice or solicitation to invest in securities or other products listed for trading on the Exchange.

You acknowledge and agree that the Company is the owner of any property rights related to any Information appearing on the Daily Official List including intellectual property rights copyright, trademarks, etc.

The above data are a property of the Hellenic Exchanges-Athens Exchange and are copyright protected. Users are forbidden to reproduce, modify, copy, sale, transmit or redistribute, by all reproduction means and methods, part or the whole of the above data, without reference to their source.

The commercial exploitation of these data is, also, forbidden by third parties. Hellenic Exchanges-Athens Exchange does not carry any responsibility, direct or indirect, derived from usage or accidental alteration of the above data when used by third parties.

Hellenic Exchanges – Athens Stock Exchange S.A.

110 Athinon Ave., 10442 Athens, Tel: (210) 33.66.800, Fax: (210) 32.13.938

www.athexgroup.gr

Thessalonica Stock Exchange Center (T.S.E.C)

16-18 Katouni Str., Thessalonica 546 25 Tel: (2310) 567.667, Fax: (2310) 530.545

Athex Members Guarantee Fund

14-16 Fidiou Str., Athens 106 78, Tel: (210) 33.04.682, Fax: (210) 33.04.155

Hellenic Republic Capital Market Commission

1 Kolokotroni Str. & 1 Stadiou Str., Athens 10562 Tel: (210) 33.77.100 Fax: (210) 33.77.173

Table of Contents

Section 1: Statistical Figures of Securities, Derivatives and Lending

Summary of Markets

Athex Indices

Analytic Figures for Athex Market's Boards and Categories

Trading Details by Athex Sectors and Financial Instruments (ETFs)

Top 10 best & worst performing Shares

Derivatives Summary

Section 2: Analytic Figures of Shares Transactions

Analytic Figures of Shares Transactions

Shares' Notes

Section 3: Figures of Securities Transactions

Securities Blocks Details

Shares Rights Details

Stock Borrowing

Securities Forced Sales

Forced Sales Registered Shares

Exchange Traded Funds (ETFs) Characteristics

Section 5: Bonds traded in Fixed Income Assets Market

Convertible Corporate Bonds - Regulated Market

Non Convertible Corporate Bonds - Regulated Market

Government Bonds

Treasury Bills & Zero Coupon Government Bonds

Government Bonds Traded with the Open Outcry Method

State Banks Bonds

Section 6: Additional Infos

Athex & ATHEXClear Members List

List of Stocks under Market Making operations

Section 7: Derivatives Market Analytic Figures

Index Futures

Stock Futures

Index Options

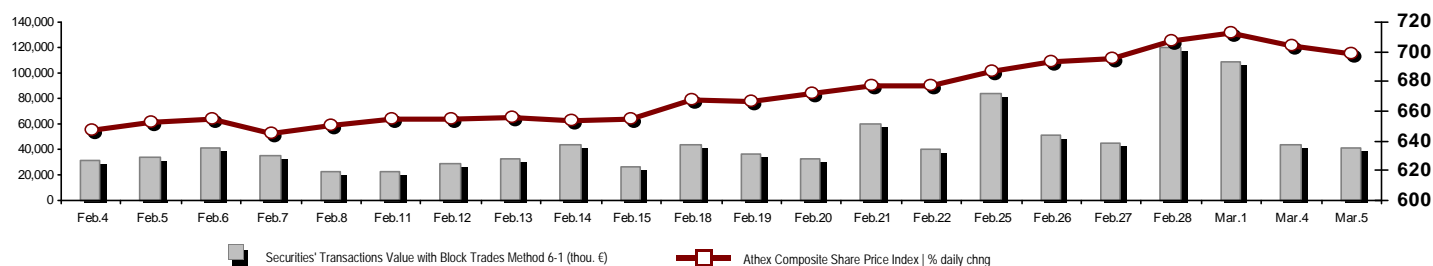
Stock Options

Stock Lending Analytic Figures

Appendix A: Sectors codification for listed companies

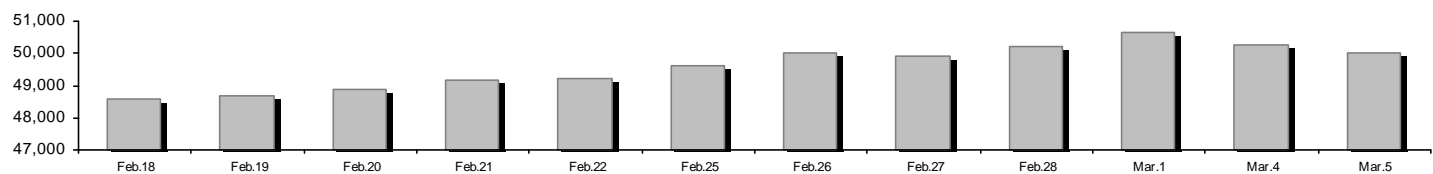
Summary of Markets

Athex Composite Share Price Index vs Shares and Derivatives Transactions Value

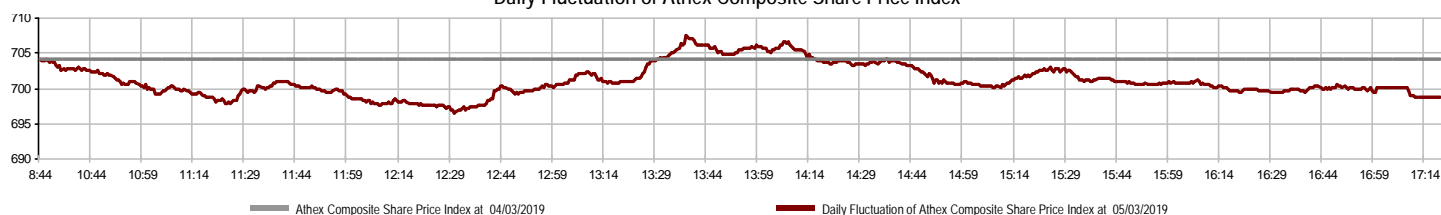


Athex Capitalisation (mill. €) **: 49,990.32	Derivatives Total Open Interest: 309,032
Daily change: mill. € %: -279.24 -0.56%	in Index Futures % daily chng: 5,728 -1.51%
Yearly Avg Capitalisation: mill. € % chng prev year Avg: 47,639.11 -8.61%	in Stock Futures % daily chng: 299,984 -0.21%
Athex Composite Share Price Index % daily chng: 698.83 -0.76%	in Index Options % daily chng: 2,150 11.63%
Athex Composite Share Price Index Capitalisation (mill. €): 44,598.98	in Stock Options % daily chng: 1,170 0.86%
Daily change (mill. €): -264.24	
Securities' Transactions Value with Block Trades Method 6-1 (thou. €): 40,937.62	Derivatives Contracts Volume: 54,296
Daily change: %: -3,244.18 -7.34%	Daily change: pieces %: -1,615 -2.89%
YtD Avg Trans. Value: thou. € % chng prev year Avg: 42,101.43 -23.34%	YtD Avg Derivatives Contracts % chng prev year Avg: 30,484 -45.57%
Blocks Transactions Value of Method 6-1 (thou. €): 1,108.00	Derivatives Trades Number: 3,633
Blocks Transactions Value of Method 6-2 & 6-3 (thou. €): 21.47	Daily change: number %: -254 -6.53%
Bonds Transactions Value (thou.€): 997.65	YtD Avg Trades number % chng prev year Avg: 2,466 -9.07%
Securities' Transactions Volume with Block Trades Method 6-1 (thou. Pieces): 28,287.40	Lending Total Open Interest: 229,475
Daily change: thou. pieces %: -4,421.99 -13.52%	Daily change: pieces %: 1,952 0.86%
YtD Avg Volume: % chng prev year Avg: 26,493.19 -28.69%	Lending Volume (Multilateral/Bilateral): 29,122
Blocks Transactions Volume of Method 6-1 (thou. Pieces): 850.00	Daily change: pieces %: -103,230
Blocks Transactions Volume of Method 6-2 & 6-3 (thou. Pieces): 31.60	Multilateral Lending: 23,622
Bonds Transactions Volume: 979,200	Bilateral Lending: 5,500
Securities' Trades Number with Block Trades Method 6-1: 23,539	Lending Trades Number: 18
Daily change: number %: -3,386 -12.58%	Daily change: %: 1
YtD Avg Trades number % chng prev year Avg: 20,771 2.17%	Multilateral Lending Trades Number: 17
Number of Blocks Method 6-1: 3	Bilateral Lending Trades Number: 1
Number of Blocks Method 6-2 & 6-3: 1	
Number of Bonds Transactions: 78	

Athex Capitalisation (mill. €) **



Daily Fluctuation of Athex Composite Share Price Index



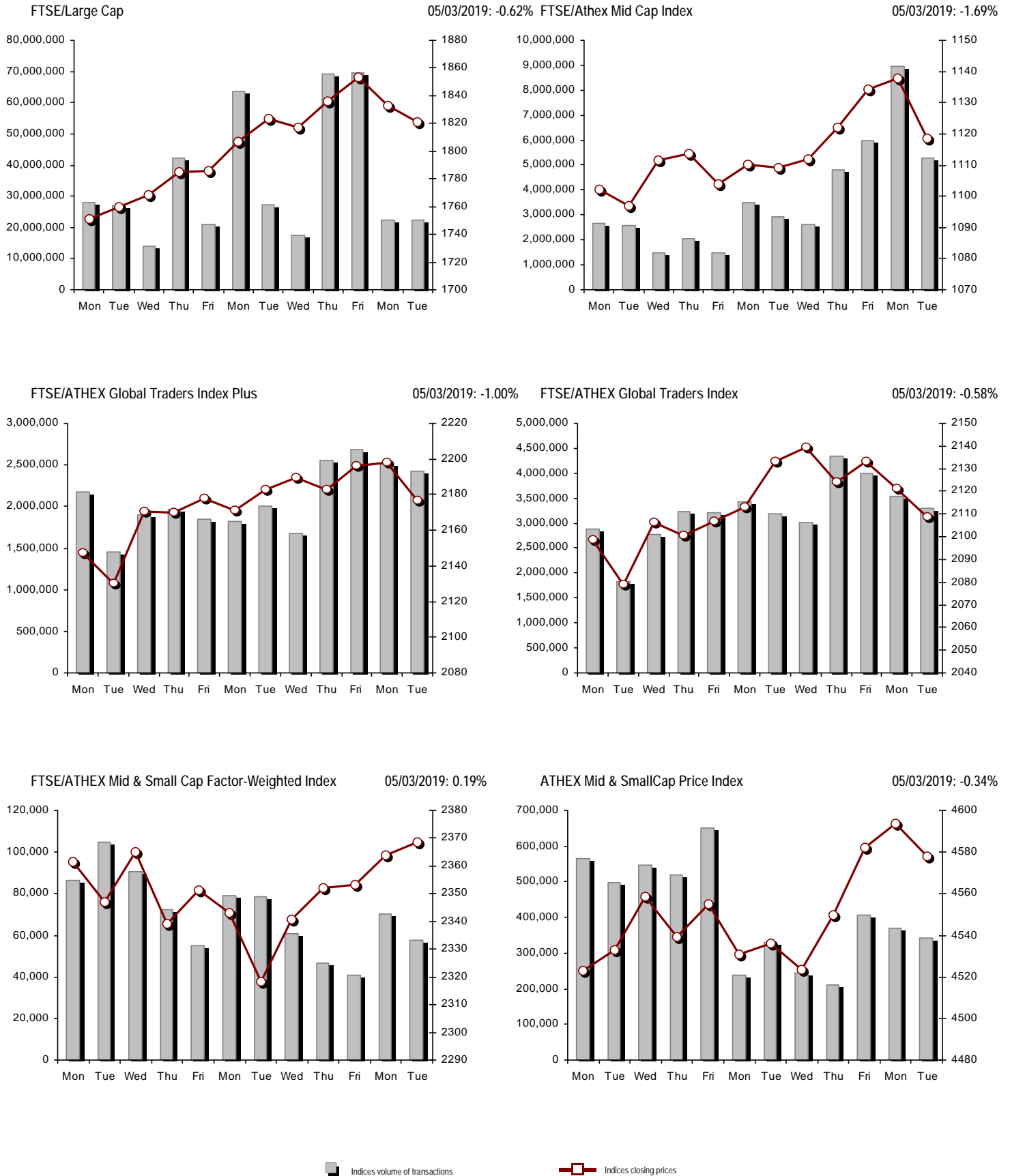
Athex Indices

Index name	05/03/2019	04/03/2019	pts.	%	Min	Max	Year min	Year max	Year change
Athex Composite Share Price Index	698.83	€ 704.21	-5.38	-0.76%	696.57	707.46	600.12	723.37	13.95% #
FTSE/Athex Large Cap	1,821.43	€ 1,832.79	-11.36	-0.62%	1,817.66	1,842.13	1,580.73	1,877.03	13.24% #
FTSE/Athex Mid Cap Index	1,118.54	€ 1,137.75	-19.21	-1.69%	1,118.54	1,147.18	945.49	1,153.07	14.71% #
FTSE/ATHEX-CSE Banking Index	398.48	€ 402.29	-3.81	-0.95%	387.69	407.75	275.15	435.53	19.76% #
FTSE/ATHEX Global Traders Index Plus	2,176.31	€ 2,198.24	-21.93	-1.00%	2,176.31	2,205.69	1,947.04	2,217.45	9.12% #
FTSE/ATHEX Global Traders Index	2,108.82	€ 2,121.19	-12.37	-0.58%	2,108.82	2,127.73	1,866.67	2,151.48	11.14% #
FTSE/ATHEX Mid & Small Cap Factor-Weighted Ind	2,368.42	# 2,364.03	4.39	0.19%	2,355.03	2,371.43	2,173.67	2,391.85	6.92% #
ATHEX Mid & SmallCap Price Index	4,578.23	€ 4,593.62	-15.39	-0.34%	4,547.93	4,610.20	3,914.71	4,615.47	15.55% #
FTSE/Athex Market Index	452.24	€ 455.18	-2.94	-0.65%	451.52	457.53	392.32	465.97	13.30% #
FTSE Med Index	4,428.20	# 4,392.05	36.15	0.82%			3,966.78	4,435.28	11.69% #
Athex Composite Index Total Return Index	1,109.13	€ 1,117.68	-8.55	-0.76%	1,105.54	1,122.83	952.47	1,148.07	13.95% #
FTSE/Athex Large Cap Total Return	2,650.01	€ 2,666.53	-16.52	-0.62%			2,321.35	2,695.81	13.25% #
FTSE/ATHEX Large Cap Net Total Return	798.40	€ 803.38	-4.98	-0.62%	796.75	807.47	692.89	822.77	13.25% #
FTSE/Athex Mid Cap Total Return	1,380.53	€ 1,404.24	-23.71	-1.69%			1,180.35	1,404.24	14.71% #
FTSE/ATHEX-CSE Banking Total Return Index	375.42	€ 379.01	-3.59	-0.95%			265.40	391.31	19.76% #
Hellenic Mid & Small Cap Index	1,009.63	€ 1,019.23	-9.60	-0.94%	1,009.63	1,019.84	884.70	1,031.80	11.36% #
FTSE/Athex Banks	526.49	€ 531.52	-5.03	-0.95%	512.24	538.74	363.54	575.44	19.76% #
FTSE/Athex Financial Services	890.59	€ 902.20	-11.61	-1.29%	877.77	906.09	744.92	906.76	14.14% #
FTSE/Athex Industrial Goods & Services	2,300.95	€ 2,316.86	-15.91	-0.69%	2,300.95	2,330.04	1,884.26	2,371.85	20.50% #
FTSE/Athex Retail	66.30	- 66.30	0.00	0.00%	66.30	66.30	58.44	72.19	10.67% #
FTSE/ATHEX Real Estate	3,614.55	€ 3,688.94	-74.39	-2.02%	3,573.71	3,693.30	2,928.70	3,837.62	19.69% #
FTSE/Athex Personal & Household Goods	7,735.04	€ 7,793.45	-58.41	-0.75%	7,735.04	7,854.33	6,649.54	8,050.37	12.45% #
FTSE/Athex Food & Beverage	11,205.40	€ 11,234.41	-29.01	-0.26%	11,168.61	11,311.89	10,000.70	11,477.56	10.83% #
FTSE/Athex Basic Resources	3,877.21	# 3,850.97	26.24	0.68%	3,697.78	3,877.21	3,146.82	3,915.25	18.18% #
FTSE/Athex Construction & Materials	2,685.65	€ 2,709.23	-23.58	-0.87%	2,677.16	2,716.26	2,473.36	2,762.77	4.00% #
FTSE/Athex Oil & Gas	5,134.20	# 5,133.52	0.68	0.01%	5,106.55	5,162.98	4,670.67	5,197.89	5.64% #
FTSE/Athex Chemicals	10,354.58	# 9,923.14	431.44	4.35%	9,750.57	10,440.87	7,722.79	10,440.87	26.65% #
FTSE/Athex Travel & Leisure	1,546.70	€ 1,563.95	-17.25	-1.10%	1,546.70	1,572.22	1,309.57	1,595.69	16.90% #
FTSE/Athex Technology	816.69	€ 817.15	-0.46	-0.06%	816.69	829.45	692.80	829.45	15.15% #
FTSE/Athex Telecommunications	2,945.25	€ 2,959.01	-13.76	-0.47%	2,945.25	2,997.55	2,614.94	3,096.64	12.39% #
FTSE/Athex Utilities	2,012.31	€ 2,041.45	-29.14	-1.43%	2,010.22	2,049.44	1,729.19	2,084.11	14.40% #
Athex All Share Index	176.04	€ 177.03	-0.99	-0.56%	176.04	176.04	157.01	178.32	11.40% #
Hellenic Corporate Bond Index	116.33	€ 117.17	-0.83	-0.71%			116.31	118.03	0.00% €
Hellenic Corporate Bond Price Index	95.16	€ 95.88	-0.72	-0.75%			95.16	96.82	-0.66% €

Note 1: FTSE/Med 100, Hellenic Corporate Bond Price Index and Hellenic Corporate Bond Index closing prices refer to the previous trading day of 01/03/2019.

Note 2: The Hellenic Mid & Small Cap Index is a Customized index calculated by the Athens Exchange.

Athex Indices



Analytic Figures for Athex Market's Boards and Categories

	Total Traded Securities	Main Market	Surveillance	Exchange Traded Funds (ETFs)
Totals	119	105	14	0
Gain / Lose / Same:	31 / 59 / 29	28 / 57 / 20	3 / 2 / 9	0 / 0 / 0
Athex Capitalisation (mill. €) **	49,990.32	49,782.88	207.44	
Daily Average Trans/ons Value(thou.€)	42,101.43	42,102.63	14.49	1.46
Transactions Value	40,959.10	40,947.58	11.51	0.00
Main Board:	39,829.62	39,818.11	11.51	0.00
Blocks Board 6_2_3:	1,129.47	1,129.47	0.00	0.00
Forced Sales Board:	0.00	0.00	0.00	0.00
Special Terms Board:	0.00	0.00	0.00	0.00
Daily Average Transactions Volume	26,493,190	26,379,657	125,515	84
Transactions Volume	28,318,995	28,228,544	90,451	0
Main Board:	27,437,395	27,346,944	90,451	0
Blocks Board 6_2_3:	881,600	881,600	0	0
Forced Sales Board:	0	0	0	0
Special Terms Board:	0	0	0	0
Daily Average Number of Trades	20,771	20,701	70	1
Number of Trades	23,540	23,475	65	0
Main Board:	23,536	23,471	65	0
Blocks Board 6_2_3:	4	4	0	0
Forced Sales Board:	0	0	0	0
Special Terms Board:	0	0	0	0

Trading Details by Athex Sectors and Financial Instruments (ETFs)

Code	Sectors	Gain / Lose / Same	Number of Trades	Transactions Volume	Transactions Value	% of Total Trans. Value
8300	- Banks	3 / 3 / 0	10,270	21,360,869	19,542,721.29	47.71%
1700	- Basic Resources	2 / 3 / 1	228	73,132	93,606.18	0.23%
1300	- Chemicals	2 / 0 / 1	126	41,638	94,874.74	0.23%
2300	- Construction & Materials	4 / 7 / 2	1,609	477,598	1,565,619.50	3.82%
12000	- Financial Instruments	0 / 0 / 0	---	---	---	---
8700	- Financial Services	0 / 2 / 2	579	1,784,128	320,241.18	0.78%
3500	- Food & Beverage	3 / 4 / 2	383	387,612	740,466.62	1.81%
4500	- Health Care	1 / 2 / 2	94	91,195	99,771.40	0.24%
2700	- Industrial Goods & Services	3 / 6 / 7	1,369	524,451	2,217,257.91	5.41%
8500	- Insurance	0 / 1 / 0	3	306	1,102.66	0.00%
5500	- Media	0 / 1 / 0	4	1,800	728.84	0.00%
500	- Oil & Gas	1 / 1 / 0	1,359	197,439	2,713,465.59	6.62%
3700	- Personal & Household Goods	2 / 7 / 5	1,328	363,052	2,471,407.83	6.03%
8600	- Real Estate	2 / 4 / 3	1,066	289,537	1,412,638.65	3.45%
5300	- Retail	2 / 1 / 0	30	5,289	3,322.93	0.01%
9500	- Technology	4 / 3 / 4	708	321,039	333,716.82	0.81%
6500	- Telecommunications	0 / 1 / 0	962	275,022	2,963,682.19	7.24%
5700	- Travel & Leisure	1 / 8 / 0	1,793	1,073,258	2,629,578.21	6.42%
7500	- Utilities	1 / 5 / 0	1,629	1,051,630	3,754,893.14	9.17%

Top 10 best & worst performing Shares

Main Market

With positive Price change	Closing price	change	With negative Price change	Closing price	change
KEKROPS SA (CR)	1.58	17.04% #	INTRALOT (CR)	0.474	-11.24% €
THRACE PLASTICS SA (CR)	2.4	4.35% #	ATTICA BANK S.A. (CR)	0.18	-8.72% €
PIRAEUS BANK (CR)	1.24	3.33% #	PERSEUS SA (CR)	0.945	-7.35% €
INTRACOM CONSTR. (CR)	1.27	2.42% #	KLOUKINAS - LAPPAS SA (CR)	0.66	-5.71% €
INTRACOM HOLDINGS (CR)	0.838	1.21% #	SELONDA AQUACULTURE SA (CR)	0.0548	-4.86% €
J & P - AVAX SA (CR)	0.351	1.15% #	EUROBANK ERGASIAS (CR)	0.625	-3.85% €
TERNA ENERGY (CR)	6.47	1.09% #	ADMIE (IPTO) HOLDING S.A. (CR)	1.7	-3.08% €
FOURLIS (CR)	4.9	0.62% #	CENERGY HOLDINGS (CB)	1.322	-2.94% €
HELLENIC PETROLEUM (CR)	8.29	0.61% #	MARFIN INVESTMENT GROUP (CR)	0.084	-2.78% €
KRI-KRI S.A. (CR)	4.5	0.45% #	GRIVALIA PROPERTIES (CR)	9.71	-2.70% €
With the highest Transactions Value	Value (thou. €)	change	With the highest Transactions Volume	Volume	change
EUROBANK ERGASIAS (CR)	5,714.69	-3.85% €	EUROBANK ERGASIAS (CR)	9,062,317	-3.85% €
ALPHA BANK (CR)	5,277.64	-0.25% €	ALPHA BANK (CR)	4,353,238	-0.25% €
NATIONAL BANK (CR)	4,479.10	0.07% #	PIRAEUS BANK (CR)	3,070,898	3.33% #
PIRAEUS BANK (CR)	3,665.53	3.33% #	NATIONAL BANK (CR)	3,009,161	0.07% #
OTE (CR)	2,963.68	-0.47% €	ATTICA BANK S.A. (CR)	1,860,846	-8.72% €
TERNA ENERGY (CR)	2,584.90	1.09% #	MARFIN INVESTMENT GROUP (CR)	1,743,240	-2.78% €
OPAP (CR)	1,911.47	-0.77% €	INTRALOT (CR)	804,490	-11.24% €
MOTOR OIL (CR)	1,745.56	-0.23% €	TERNA ENERGY (CR)	403,529	1.09% #
MYTILINEOS HOLDINGS (CR)	1,453.23	-0.67% €	PPC (CR)	385,459	-2.58% €
FOURLIS (CR)	1,167.28	0.62% #	INTRACOM HOLDINGS (CR)	295,463	1.21% #

Note: Stocks that are not included in the "Low Dispersion" and "Under Supervision" categories, and the transactions value is more than 10,000 €.

Derivatives Summary

	Number of Trades	Volume	Open Interest
Index Futures	303	1,235	5,728
FTSE/Athex Large Cap	303	1,235	5,728
Stock Futures	3,316	52,974	299,984
ADMIE (IPTO) HOLDING S.A. (CR)	44	366	6,336
ALPHA BANK (CR)	295	4,051	45,929
ATTICA BANK S.A. (CR)	16	133	2,597
CC HBC AG (CR)	16	66	241
CENERGY HOLDINGS (CB)	45	181	6,035
ELLAKTOR (CR)	116	809	9,811
EUROBANK ERGASIAS (CR)	453	14,132	58,559
EYDAP S.A. (CR)	3	10	581
FOURLIS (CR)	5	18	145
GEK TERNA (CR)	11	37	5,515
GRIVALIA PROPERTIES (CR)	3	7	95
HELLENIC EXCHANGES-A.S.E. (CR)	27	83	3,255
HELLENIC PETROLEUM (CR)	55	118	2,613
INTRACOM HOLDINGS (CR)	28	770	2,720
INTRALOT (CR)	88	1,806	6,262
JUMBO SA (CR)	22	43	684
LAMDA DEVELOPMENT SA (CR)	7	18	2,216
MARFIN INVESTMENT GROUP (CR)	53	1,861	50,621
MOTOR OIL (CR)	2	6	277
MYTILINEOS HOLDINGS (CR)	91	372	9,570
NATIONAL BANK (CR)	574	15,114	33,631
OPAP (CR)	26	225	1,988
OTE (CR)	70	356	4,161
P.P.A. S.A. (CR)	1	2	599
PIRAEUS BANK (CR)	1,007	10,762	20,441
PPC (CR)	146	953	15,099
TERNA ENERGY (CR)	75	436	3,243
TITAN CEMENT (CR)	7	57	209
VIOHALCO SA/NV (CB)	30	182	6,551
Index Options	14	87	2,150
FTSE/Athex Large Cap	14	87	2,150
Stock Options	0	0	1,170
ALPHA BANK (CR)	0	0	60
NATIONAL BANK (CR)	0	0	616
OPAP (CR)	0	0	141
OTE (CR)	0	0	0
PIRAEUS BANK (CR)	0	0	153
PPC (CR)	0	0	200
Total Derivatives Traded	3,633	54,296	309,032

Number of Outstanding Securities	Nominal Value	Dividends [1]			Date of Last Coupon		Note	Shares	Closing price	% change	Previous closing price/date		Open price	Price min	Price max	Last price	Avg price	Last Bid [7]	Last Ask [7]	P/E after	Year	Volume	Trades	Transactions Value[8]	Company Mkt Value (thou. €)	Year low	Year high	Sector[4]	
		2016	2017	2018	Dividend [2]	Right																							
4,034,950	0.680	---	---	---	01/07/2005	30/12/2010	5171	CHATZIKRANIOTIS & SONS SA (CR)	0.14	---	0.14	27/04/2018	---	---	---	---	---	---	---	---	---	---	---	---	---	564.89	0.14	0.14	3577

Shares' Notes

Code	Note text
()	- Adjusted dividends.
*	- Last adjusted closing price.
[1]	- Net dividends.
[2]	- The "Date of Last Coupon" for New listings refers to the date company's stocks started to trade in Athex
[3]	- The Company Market Value is referred to the number of outstanding shares
[4]	- Sectors codification can be found in Appendix A
[5]	- The Market Value refers to the total number of shares listed (including their several classes) in the exchange by the company.
[6]	- P/E greater than 100
[7]	- Last view of the Order Book before the end of the trading session
[8]	- All Blocks Methods' Transactions Value are included.
4690	- Transfer to Surveillance category as of 4/4/2006.
4750	- Transfer to the Under Surveillance Category from 8/4/2011.
4865	- Suspension of trading as of 2/4/2012.
4887	- Transfer to the Surveillance Category as of 10/4/2012.
4912	- Transfer to the Surveillance Category as of 31/7/2012.
4914	- Suspension of trading as of 31/8/2012.
4918	- Suspension of trading as of 31/8/2012.
4955	- Transfer to the Surveillance Category as from 5/4/2013.
4956	- Transfer to the Surveillance Category as from 5/4/2013.
4957	- Transfer to the Surveillance Category as from 5/4/2013.
4958	- Transfer to the Surveillance Category as from 5/4/2013.
4959	- Transfer to the Surveillance Category as from 5/4/2013.
4983	- Transfer to the Surveillance Category as of 5/4/2013.
5080	- Transfer to the Surveillance Category as of 06/09/2011.
5093	- Transfer to the Surveillance Category as of 8/4/2015.
5094	- Transfer to the Surveillance Category as of 8/4/2015.
5095	- Transfer to the Surveillance Category as from 5/4/2013.
5101	- Suspension of trading as of 1/9/2015.
5110	- Suspension of trading as of 08/03/2016.
5112	- Transfer to the Surveillance Category as of 15/04/2016.
5115	- Transfer to the Surveillance Category as of 15/04/2016.
5123	- Transfer to the Surveillance Category as of 10/04/2014
5130	- Suspension of trading as of 18/04/2017.
5136	- Suspension of trading as of 02/05/2017.
5141	- Transfer to the Surveillance Category as of 10/05/2017.
5153	- Suspension of trading as of 03/10/2017.
5154	- Suspension of trading as of 03/10/2017.
5156	- Transfer to the Surveillance Category as of 11/12/2017.
5160	- Transfer to the Surveillance Category as of 15/04/2016.
5161	- Transfer to the Surveillance Category as of 25/11/2011.
5162	- Transfer to the Under Supervision Category as of 21/12/2009.
5165	- Transfer to the Surveillance Category as of 15/02/2018.
5171	- Suspension of trading as of 30/04/2018.
5172	- Suspension of trading as of 30/04/2018.
5174	- Suspension of trading as of 02/05/2018.
5178	- Transfer to the Surveillance Category as of 11/05/2018.
5179	- Suspension of trading as of 25/05/2018.
5190	- Transfer to the Surveillance Category as of 10/04/2012.
5191	- Suspension of trading as of 02/10/2018.
5192	- Suspension of trading as of 02/10/2018.
5193	- Transfer to the Surveillance Category as of 25/10/2018.
5194	- Transfer to the Surveillance Category as of 25/10/2018.

Shares' Notes

Code	Note text
5195	- Transfer to the Surveillance Category as of 27/06/2008.
5196	- Transfer to the Under Surveillance Category from 08/04/2011.
5197	- Transfer to the Surveillance Category as of 07/11/2018.
5199	- Suspension of trading as of 20/07/2018.
5200	- Transfer to the Surveillance Category as of 10/04/2012.

Securities Blocks Details

Securities	Block Volume	Price	Block Trade Value	Time of approval	Note
FOURLIS (CR)	100,000	4.90	490,000.00	11:25:32	20
ALPHA BANK (CR)	250,000	1.22	305,000.00	13:32:56	20
EUROBANK ERGASIAS (CR)	500,000	0.626	313,000.00	16:13:10	20
EUROBANK ERGASIAS (CR)	31,600	0.680	21,472.20	16:25:54	18

Blocks Notes

- 9 - Method 6-1 / Special Fees
- 10 - Method 6-1 / Special Fees, SDS
- 14 - Method 6-3 / Settlement, Incomplete Buy and Sell
- 18 - Method 6-2 / SPOT 1
- 19 - Method 6-2 / SPOT 2
- 20 - Method 6-1 and Method 6-1 Same Day Settlement
- 21 - Other Pre-agreed

Shares Rights Details

Occured date	Exercise from	Exercise until	Trading until	Rights	Price min	Price max	Closing price	Last Bid	Last Ask	Volume	Trades	Transactions Value
--------------	---------------	----------------	---------------	---------------	-----------	-----------	---------------	----------	----------	--------	--------	--------------------

No Rights Transactions.

Securities Forced Sales

Securities	Category of Security	Transaction s Volume	Number of Trades	Transactions Value	Note
------------	----------------------	-------------------------	---------------------	-----------------------	------

No Forced Transactions.

Forced Sales Notes

- 1 - Normal Forced Sale.
- 2 - Forced Sales of Fixed Registered Shares.
- 3 - Forced Sales of Remaining Stock Fractions.

Forced Sales Registered Shares

Securities	Start Date	End Date	Initial Volume	Remaining Volume	Date	Avg price (day)	Avg price (period)	Number of Trades	Transactions Volume	Transactions Value
------------	------------	----------	----------------	------------------	------	-----------------	--------------------	------------------	---------------------	--------------------

No Fixed Registered Shares Forced Sales.

Forced Sales Notes

According to Decision 1/380/04.05.2008 of the Hellenic Republic Capital Market Commission, the certificated registered shares that have not been deposited to the issuer for dematerialisation, will be auctioned in the Athens Exchange by the supervising issuer. Forced sales procedure is held according to Article 99A of the Athens Exchange Rulebook. The average price of the period is calculated by dividing the Total transactions value by the Total volume and includes all the transactions made until the current date.

Exchange Traded Funds (ETFs) Characteristics

	Transactions Date (T)	Creation / Redemption	Units (T-1)	New Units (T-1)	Redemption Units (T-1)	Units (T) [1]	Fund Assets [2]	Net Unit Price	Dividend per	Dividend Date
ALPHA ETF FTSE Athex Large Cap	05/03/2019	5,000	642,382	---	---	642,382	11,762,780.00	18.3112	0.43	30/06/2018

ETFs Notes

[1] - Units (T) = Units (T-1) + New Units (T-1) - Redemption Units (T-1)

[2] - The Creation / Redemption Units of T-1 are included.

Convertible Corporate Bonds - Regulated Market

Num Listed Bonds	Nominal price	Issue price	Today's Rate	Exp. Date	Duration (years)	Note	Coupon		Trading	Corporate Bonds	Price min	Price max	Closing price	Previous closing price/date	Volume	Transactions Value	Last order			ear min	Year max
							Common	Preferred									Price	Buy / Sell	Date		
179,991,941	0.30	0.30	1.00	11/10/2025	9	---	10	---	1	FORTHNET S.A. (Convertible)	---	---	---	---	---	---	1.0610	B	14/02/2019	100.0000	100.0000

Corporate Bonds Notes

Transactions Volume = (Pieces) * (Nominal Price). Transactions Value = (Pieces) * (Nominal Price) * (price %) + (Accrued interest).

The price of a Bond is stated as a percentage (%) of Bond's Nominal Price.

Nominal Price in Euros (€), except if it is noted differently.

Non Convertible Corporate Bonds - Regulated Market

Num Listed Bonds	Nominal price	Issue price	Today's Rate	Exp. Date	Duration (years)	Note	Coupon		Trading	Corporate Bonds	Accrued Int.	Yield.T.Mat	Price min	Price max	Closing price	Previous closing price/date	Volume	Transactions Value	Last order		ear min	Year max		
							Common	Preferred											Price	Buy / Sell			Date	
25,000	1,000.00	1,000.00	4.95	26/06/2023	5	---	2	---	1	B&F COMM. & GARM. INDUS. S.A. (Non Convertible)	9.6250	6.3370	91.7000	94.5000	94.5000	95.0000	28/02/2019	23,000	21,579.66	93.0000	B	35/03/2015	93.0000	98.5000
90,000	1,000.00	1,000.00	3.00	11/05/2023	5	---	2	---	1	CORAL A.E. (Non Convertible)	9.5833	2.7500	100.4700	100.8000	100.6897	100.4500	04/03/2019	76,000	77,252.53	100.4700	B	35/03/2015	100.2726	101.5000
120,000	1,000.00	1,000.00	3.95	04/04/2025	7	---	2	---	1	GEK TERNA S.A. (Non Convertible)	16.8972	3.8610	99.0000	100.3000	99.7355	99.2720	04/03/2019	170,000	172,422.90	99.5000	B	35/03/2015	99.0000	101.0000
60,000	1,000.00	1,000.00	3.85	21/07/2022	5	---	4	---	1	TERNA ENERGY FINANCE S.A. (Non Convertible)	4.8125	3.0140	101.7000	103.2900	102.0054	101.8000	04/03/2019	63,000	64,566.59	101.7000	B	35/03/2015	100.5200	103.3400
300,000	1,000.00	1,000.00	3.10	27/06/2022	5	---	4	---	1	MYTILINEOS HOLDINGS S.A. (Non Convertible)	6.0278	2.5480	101.2000	101.5000	101.2916	101.1770	04/03/2019	394,000	401,463.94	101.2500	B	35/03/2015	100.0500	103.4000
50,000	1,000.00	1,000.00	4.35	20/06/2022	5	---	4	---	1	SYSTEMS SUNLIGHT S.A. (Non Convertible)	9.3042	3.9630	100.0000	101.2100	100.2607	101.8000	04/03/2019	70,000	70,833.80	100.2200	B	35/03/2015	99.4118	102.9000
200,000	1,000.00	1,000.00	3.50	21/03/2022	5	---	4	---	1	O.P.A.P. S.A. (Non Convertible)	16.2361	2.6810	101.0000	101.9000	101.8048	101.9650	04/03/2019	168,000	173,759.67	101.9000	B	35/03/2015	101.6500	102.2800
40,000,000	1.00	1.00	5.00	04/10/2021	5	---	10	---	1	HOUSEMARKET S.A. (Non Convertible)	0.0086	3.5630	102.4000	102.9000	102.4000	103.2850	01/03/2019	15,200	15,770.69	102.4000	B	35/03/2015	101.9500	103.7990

Corporate Bonds Notes

Transactions Volume = (Pieces) * (Nominal Price). Transactions Value = (Pieces) * (Nominal Price) * (price %) + (Accrued interest).

The price of a Bond is stated as a percentage (%) of Bond's Nominal Price.

Nominal Price in Euros (€), except if it is noted differently.

Government Bonds

Number Listed Bonds	Nominal price	Today's Rate	Accrued Interest Calc	Exp. Date [1]	Duration (years)	Note	Coupons Date	Curr. coupon value	Trading Unit	Government Bonds	Price min	Price max	Closing price	Previous closing price/date	Volume	Transactions Value	Price	Last order Buy / Sell	Date
3,000,000	1,000.00	4.38	Actual/Actual	01/08/2022	5	---	01/08	4.38	1	GGB-FXD-010822-05Y-4.375-1.000	---	---	---	---	---	---	1.0000	B	28/11/2018
2,500,000	1,000.00	3.45	Actual/Actual	02/04/2024	5	---	02/04	3.45	1	GGB-FXD-020424-05Y-3.450-1.000	---	---	---	---	---	---	---	---	---
4,355,990,324	1.00	3.50	Actual/Actual	30/01/2023	5	---	01/02 - 31/01	3.50	1	GGB-FXD-300123-05Y-3.500-1.00	---	---	---	94.5720 13/07/2018	---	---	1.0000	B	28/11/2018
5,962,747,327	1.00	3.75	Actual/Actual	30/01/2028	10	---	/02 - 01/02 - 31/	3.75	1	GGB-FXD-300128-10Y-3.750-1.00	---	---	---	85.4610 13/07/2018	---	---	1.0000	B	28/11/2018
6,091,218,404	1.00	3.90	Actual/Actual	30/01/2033	15	---	/02 - 01/02 - 31/	3.90	1	GGB-FXD-300133-15Y-3.900-1.00	---	---	---	78.6730 13/07/2018	---	---	1.0000	B	28/11/2018
4,805,399,486	1.00	4.00	Actual/Actual	30/01/2037	19	---	/02 - 01/02 - 31/	4.00	1	GGB-FXD-300137-19Y-4.000-1.00	---	---	---	77.0370 13/07/2018	---	---	1.0000	B	28/11/2018
4,603,713,186	1.00	4.20	Actual/Actual	30/01/2042	24	---	/02 - 01/02 - 31/	4.20	1	GGB-FXD-300142-24Y-4.200-1.00	---	---	---	77.7640 13/07/2018	---	---	1.0000	B	28/11/2018
550,418,123	1.00	3.00	Actual/Actual	24/02/2023	11	---	24/02	3.00	1	GGB-FXD-240223-11Y-2.000-1.00	---	---	---	10.0000 22/06/2015	---	---	---	---	---
445,007,576	1.00	3.00	Actual/Actual	24/02/2024	12	---	24/02	3.00	1	GGB-FXD-240224-12Y-2.000-1.00	---	---	---	10.0000 22/06/2015	---	---	---	---	---
423,674,226	1.00	3.00	Actual/Actual	24/02/2025	13	---	24/02	3.00	1	GGB-FXD-240225-13Y-2.000-1.00	---	---	---	10.0000 22/06/2015	---	---	---	---	---
212,292,153	1.00	3.00	Actual/Actual	24/02/2026	14	---	24/02	3.00	1	GGB-FXD-240226-14Y-2.000-1.00	---	---	---	10.0000 22/06/2015	---	---	---	---	---
160,621,352	1.00	3.00	Actual/Actual	24/02/2027	15	---	24/02	3.00	1	GGB-FXD-240227-15Y-2.000-1.00	---	---	---	10.0000 22/06/2015	---	---	---	---	---
183,244,055	1.00	3.00	Actual/Actual	24/02/2028	16	---	24/02	3.00	1	GGB-FXD-240228-16Y-2.000-1.00	---	---	---	10.0000 22/06/2015	---	---	---	---	---
164,802,894	1.00	3.00	Actual/Actual	24/02/2029	17	---	24/02	3.00	1	GGB-FXD-240229-17Y-2.000-1.00	---	---	---	10.0000 22/06/2015	---	---	---	---	---
165,460,943	1.00	3.00	Actual/Actual	24/02/2030	18	---	24/02	3.00	1	GGB-FXD-240230-18Y-2.000-1.00	---	---	---	10.0000 22/06/2015	---	---	---	---	---
129,007,241	1.00	3.00	Actual/Actual	24/02/2031	19	---	24/02	3.00	1	GGB-FXD-240231-19Y-2.000-1.00	---	---	---	10.0000 22/06/2015	---	---	---	---	---
126,192,683	1.00	3.00	Actual/Actual	24/02/2032	20	---	24/02	3.00	1	GGB-FXD-240232-20Y-2.000-1.00	---	---	---	10.0000 22/06/2015	---	---	---	---	---
146,905,168	1.00	3.00	Actual/Actual	24/02/2033	21	---	24/02	3.00	1	GGB-FXD-240233-21Y-2.000-1.00	---	---	---	10.0000 22/06/2015	---	---	---	---	---
154,475,606	1.00	3.00	Actual/Actual	24/02/2034	22	---	24/02	3.00	1	GGB-FXD-240234-22Y-2.000-1.00	---	---	---	10.0000 22/06/2015	---	---	---	---	---
144,429,441	1.00	3.00	Actual/Actual	24/02/2035	23	---	24/02	3.00	1	GGB-FXD-240235-23Y-2.000-1.00	---	---	---	10.0000 22/06/2015	---	---	---	---	---
166,211,676	1.00	3.00	Actual/Actual	24/02/2036	24	---	24/02	3.00	1	GGB-FXD-240236-24Y-2.000-1.00	---	---	---	10.0000 22/06/2015	---	---	---	---	---
145,461,669	1.00	3.00	Actual/Actual	24/02/2037	25	---	24/02	3.00	1	GGB-FXD-240237-25Y-2.000-1.00	---	---	---	10.0000 22/06/2015	---	---	---	---	---
146,941,087	1.00	3.00	Actual/Actual	24/02/2038	26	---	24/02	3.00	1	GGB-FXD-240238-26Y-2.000-1.00	---	---	---	10.0000 22/06/2015	---	---	---	---	---
135,115,612	1.00	3.00	Actual/Actual	24/02/2039	27	---	24/02	3.00	1	GGB-FXD-240239-27Y-2.000-1.00	---	---	---	10.0000 22/06/2015	---	---	---	---	---
141,909,637	1.00	3.00	Actual/Actual	24/02/2040	28	---	24/02	3.00	1	GGB-FXD-240240-28Y-2.000-1.00	---	---	---	10.0000 22/06/2015	---	---	---	---	---
136,788,720	1.00	3.00	Actual/Actual	24/02/2041	29	---	24/02	3.00	1	GGB-FXD-240241-29Y-2.000-1.00	---	---	---	10.0000 22/06/2015	---	---	---	---	---
163,643,410	1.00	3.00	Actual/Actual	24/02/2042	30	---	24/02	3.00	1	GGB-FXD-240242-30Y-2.000-1.00	---	---	---	10.0000 22/06/2015	---	---	---	---	---
742,153	1,000.00	0.40	FLR Actual/360	10/08/2019	5	---	10/02 - 10/08	---	1	GGB-FLT-100819-05Y-0.934-1.000	---	---	---	---	---	---	50.0001	B	12/12/2017
3,000,000	1,000.00	3.38	Actual/Actual	15/02/2025	7	---	15/02	3.38	1	GGB-FXD-150225-07Y-3.375-1.000	---	---	---	---	---	---	---	---	---
250,250	1,000.00	2.90	Actual/Actual	20/03/2023	4	---	20/03	2.90	1	GGB-FXD-200323-04Y-2.900-1.000	---	---	---	---	---	---	---	---	---
964,000	1,000.00	3.25	Actual/Actual	20/03/2025	6	---	20/03	3.25	1	GGB-FXD-200325-06Y-3.250-1.000	---	---	---	---	---	---	---	---	---
2,100,000	1,000.00	3.55	Actual/Actual	20/03/2026	7	---	20/03	3.55	1	GGB-FXD-200326-07Y-3.550-1.000	---	---	---	---	---	---	---	---	---
2,456,470	1,000.00	4.75	Actual/Actual	17/04/2019	5	---	17/04	4.75	1	GGB-FXD-170419-05Y-4.750-1.000	---	---	---	---	---	---	---	---	---

Government Bonds Notes

Transactions Volume = (Pieces) * (Nominal Price). Transactions Value = (Pieces) * (Nominal Price) * (price %) + (Accrued interest).

The Value of current coupon for the issues with NV 0.01 euro refers to NV 100 euros

FLR: Floating Interest Rate.

[1] - The Expiration Date of the interest bearing period and the Date for coupon payment.

Government Bonds

Number Listed Bonds	Nominal price	Today's Rate	Accrued Interest Calc	Exp. Date [1]	Duration (years)	Note	Coupons Date	Curr. coupon value	Trading Unit	Government Bonds	Price min	Price max	Closing price	Previous closing price/date	Volume	Transactions Value	Price	Last order Buy / Sell	Date
---------------------	---------------	--------------	-----------------------	---------------	------------------	------	--------------	--------------------	--------------	------------------	-----------	-----------	---------------	-----------------------------	--------	--------------------	-------	-----------------------	------

Government Bonds Notes

Transactions Volume = (Pieces) * (Nominal Price). Transactions Value = (Pieces) * (Nominal Price) * (price %) + (Accrued interest).

The Value of current coupon for the issues with NV 0.01 euro refers to NV 100 euros

FLR: Floating Interest Rate.

[1] - The Expiration Date of the interest bearing period and the Date for coupon payment.

Treasury Bills & Zero Coupon Government Bonds

Issue Date	13-Week Maturity									26-Week Maturity									52-Week Maturity								
	Exp. Date	Initial Rate	Num Listed Bonds	Nominal price	Issue price	Last Trade Price	Last Trade Date	Volume Traded	Note	Exp. Date	Initial Rate	Num Listed Bonds	Nominal price	Issue price	Last Trade Price	Last Trade Date	Volume Traded	Note	Exp. Date	Initial Rate	Num Listed Bonds	Nominal price	Issue price	Last Trade Price	Last Trade Date	Volume Traded	Note
16/03/2018	---	---	---	---	---	---	---	---	---	---	---	---	---	---	---	---	---	---	15/03/2019	1.25	1,000,000	1,000.00	987.52	---	---	---	---
15/06/2018	---	---	---	---	---	---	---	---	---	---	---	---	---	---	---	---	---	---	14/06/2019	1.09	1,000,000	1,000.00	989.10	---	---	---	---
14/09/2018	---	---	---	---	---	---	---	---	---	---	---	---	---	---	---	---	---	---	13/09/2019	1.09	1,000,000	1,000.00	989.10	---	---	---	---
14/12/2018	---	---	---	---	---	---	---	---	---	---	---	---	---	---	---	---	---	---	13/12/2019	1.09	1,000,000	1,000.00	989.10	---	---	---	---

Bonds in Circulation	Currency / Min nominal traded Value	Coupons Payment Date	Current Coupon Value	Note	Coupon	Trading Unit	Issue Date	Duration (years)	Today's Interest	A.I.C in days	Bonds	Last price of previous days		Last Outcry in Cash (euro)			Trades in Pieces	Life min	Life Max
												Price	Buy / Sell	Price	Buy / Sell	Date			
Corporate Bonds in Foreign Currency and Euro																			
103,746	GBP / 10	01/12	0.25	---	60	1	01/12/1930	98	2.5	360	National Mortgage Bank	2.27	05/02/1996	2.27	S	05/02/1996	---	2.27	2.27
0	GBP / 10	01/12	0.25	---	62	1	01/12/1928	100	2.5	360	National Mortgage Bank	---	---	---	---	---	---	---	---

Government Bonds Notes

A.I.C: Accrued Interest Calculation base.

FLR: Floating Interest Rate.

The minimum tradeable Nominal Value for all Demeterialised Government Titles is 100 Euros.

(μτφρ-0)

Athex & ATHEXClear Members List

Member Name	Stock Market			Derivatives Market		ATHEXClear Member				
	Address	Phone	Fax	Market Member	Remote Member	Market Maker	Proprietary	Market Maker	General Clearing	Direct Clearing
A. SARRIS SECURITIES S.A.				a						
6, DRAGATSANIOU ATHINA	+30 2103367700	210-3312324								
ALPHA BANK A.E.									a	
40, STADIOU STR ATHINA	(210)-3260000	(210)-3264116								
	(210)-3265546	(210)-3265811								
103, AVE. ATHINON ATHINA	+30 2103436820	210-3436270								
ALPHA FINANCE INVESTMENT SERVICES S.A.				a		a	a			a
5, MERLIN ATHINA	+30 2103677400	210-33311193								
ARDU PRIME SECURITIES S.A				a			a			
12-14, KARAGIORGI SERVIAS ATHINA	+30 2103800820	210-3000854								
ARGUS STOCKBROKERS LTD				a	a		a			
25 , DIMOSTHENI SEVERI AVE NICOSIA	+357 22717000	0035722717070								
ATLANTIC SECURITIES LIMITED				a	a					
37, PRODROMOU NICOSIA	+357 22445400	00357 22661914								
AXIA VENTURES GROUP LTD				a	a					
, KRANIDIOTI 10, OFFICE 102 NICOSIA	+357 22742000	357 22742001								
AXON SECURITIES S.A.				a			a			
48, STADIOU ATHINA	+30 2103363800	210-3243903								
BETA SECURITIES S.A.				a		a	a			a
29 , ALEXANDRAS AVEN. & VRILA ATHINA	+30 2106478900	210-6410139								
BNP PARIBAS SECURITIES SERVICES									a	
2, LAMPSAKOU ATHINA	+30 2107468500	210-7468579-581								
CAPITAL SECURITIES S.A.				a			a			
58, MITROPOLEOS ATHINA	+30 2103369700	+30 210 3369820								
CFS SECURITIES-INVESTMENT SERVICES S.A.				a						
3, PAPARRIGOPOULOU ATHINA	+30 2103360800	+30 210-3360980								
CITIGROUP GLOBAL MARKET LTD				a	a					
1, CITIGROUP CENTER , CANADA SQ., CANARY WHARF LONDON	+44 02079864000									
CREDIT SUISSE SECURITIES (EUROPE) LIMITED				a	a					
1 , CABOT SQUARE LONDON	+44 2078888888									
CYCLOS SECURITIES S.A.				a			a			a
39, PANEPISTIMIOU ATHINA	+30 2103364300	+30 210-3239122								
DEUTSCHE BANK S.A.				a	a		a			
1 , GREAT WINCHESTER STREET LONDON	+44 20 754 54209	00441133361437								
DYNAMIC SECURITIES S.A.				a			a			a
, SYGROU AVENUE 223 & TRALLEON 2 NEA SMYRNI	+30 2103677700	210-3677777								
EUROBANK EQUITIES INVESTMENT FIRM S.A				a		a	a	a		a
, FILELLINON 10 & XENOFONTOS 13 ATHINA	+30 2103720000	210-3720001								
EUROBANK ERGASIAS S.A.									a	
8, OTHONOS STR. ATHINA	(210)-3337969	(210)-3245916								
	(210)-3337000	(210)-3233866								
8, OTHONOS ATHINA	+30 2103337000	210-3245916								
EUROCORP INVESTMENT SERVICES S.A.				a			a			a
14, FILIKIS ETERIAS SQ, ATHINA	+30 2107263500	2107263666								
EUROTRUST INVESTMENT FIRM SA				a						
113, SEVASTOUPOLEOS ATHINA	+30 2103363100	+30 210-3238334								
EUROXX SECURITIES S.A.				a		a	a	a		a
7, PALAIOLOGOU CHALANDRI	(210)-6879400	(210)-6879401								
7, PALEOLOGOU CHALANDRI	+30 2106879400	210-6879401								
G. A. PERVANAS SECURITIES-INVESTMENT SERVICES CO S.A.				a						
7-9, SOFOKLEOUS ATHINA	+30 2103727200	210-3210-291								
GLOBAL CAPITAL SECURITIES AND FINANCIAL SERVICES LTD				a	a					
50, AVE. ARCHIEPISKOPOU MAKARIOU NICOSIA	+357 22710710	357 22339332								
HELLENIC BANK (INVESTMENTS) LTD					a					
, AVE.KYRIAKOU MATSI 31 - PO BOX 24747 NICOSIA	+357 22500100	357 22500110								
HELLENIC-AMERICAN SECURITIES S.A.				a		a	a			a
27, ANDREA PAPANDEOU ATHINA	+30 2103311100	+30 210-3215968								
HSBC FRANCE									a	
109-111, AVE. MESOGION ATHINA	+30 2106960000	210-6929336								
INDEX SECURITIES S.A.				a						
6, DRAGATSANIOU ATHINA	+30 2103213920	+30 210-3213216								
INVESTMENT BANK OF GREECE S.A.				a		a	a	a	a	
32 , EGIALIAS & PARADISOU MAROUSI	+30 2108173111	+30 210-6896325								

Athex & ATHEXClear Members List

Member Name				Stock Market			Derivatives Market		ATHEXClear Member	
	Address	Phone	Fax	Market Member	Remote Member	Market Maker	Proprietary	Market Maker	General Clearing	Direct Clearing
J. CHR. MAVRIKIS SECURITIES S.A.				a						
5, SOFOKLEOUS ATHINA	+30 2103216730	210-3217767								
KAPPA SECURITIES S.A.				a			a			
15, VALAORITOU ATHINA	+30 2103678600	+30 210-3641002								
KARAMANOF SECURITIES AND INVESTMENT SERVICES S.A.				a			a			
2, SO. AGION THEODORON ATHINA	+30 2103212947	+30 210-3217088								
LAIKI FINANCIAL SERVICES LTD					a					
26, AVE. VYRONOS NICOSIA	357 22367367	357 22718567								
LEON DEPOLAS SECURITIES S.A.				a		a	a			
1, CHRISTOU LADA ATHINA	+30 2103213276	+30 210-3211618								
MEGA EQUITY SECURITIES & FINANCIAL SERVICES PUBLIC LTD				a	a		a			
42-44, AVE. GRIVA DIGENI NICOSIA	+357 22711711	357 22711811								
MERIT SECURITIES S.A				a		a	a			a
5, SOFOKLEOUS ATHINA	+30 2141008800	210-3671830								
MERRILL LYNCH INTERNATIONAL				a	a					
2, KING EDWARD STREET LONDON	+44 20276281000									
N. CHRYSOCHOIDIS STOCK BROKERAGE I.S.S.A.				a			a			a
7-9, SOFOKLEOUS ATHINA	+30 2103213913	+30 210-3216115								
NATIONAL BANK OF GREECE S.A.				a		a	a		a	
68, AKADIMIAS STR. ATHINA	(210)-3328817	(210)-3328678								
86, AIOLOU STR. ATHINA	(210)-3341000	(210)-3228187								
NATIONAL SECURITIES S.A				a		a	a	a		
66, KIFISIAS AVE, BUILDING A ATHINA	+30 2107720000	+30 210-7720002								
NUNTIUS BROKERAGE AND INVESTMENT SERVICES S.A				a						
6, DRAGATSANIOU ATHINA	+30 2103350599	+30210-3254846								
ONE PLUS CAPITAL LIMITED				a	a					
, 75 PRODRAMOU AVENUE, ONEWORLD PARKVIEW HOUSE, 3RD FLOOR	+357 22873760									
PANTELAKIS SECURITIES S.A.				a		a	a	a		
57, ETHNIKIS ANTISTASIS B CHALANDRI	+30 2106965000	210-6929550								
PEGASUS SECURITIES S.A				a			a			
17, VALAORITOU & AMERIKIS ATHINA	+30 2103670700	+30 210-3670760								
PIRAEUS BANK S.A.				a			a		a	
4, AMERIKIS STR ATHINA	(210)-3335918	(210)-3254207								
4, AMERIKIS ATHINA	+30 2103335000	210-3335079								
4, AMERIKIS STR. ATHINA	(210)-3335000	(210)-3335079								
PIRAEUS SECURITIES S.A.				a		a	a	a		a
10, STADIU ATHINA	+30 2103354100	210-3354170								
PRELIUM INVESTMENT SERVICES S.A.				a			a			
342, KIFISIAS ATHINA	+30 2103677044	+30 210-6926403								
PROCHOICE SECURITIES LTD				a	a					
57, SPYROU KYPRANOY NICOSIA	+357-24-661192	+357-24-662464								
SHARELINK SECURITIES-FINANCIAL SERVICES LTD				a	a		a			
6, THEOTOKI MEGARO ELLINA NICOSIA	+357 22554200	+357 22750852								
SOCIETE GENERALE S.A.				a	a		a			
, 17 COURS VALMY 92987 PUTEAUX - LA DEFENSE PARIS	+33 157290504	+33142138697								
SOLIDUS SECURITIES S.A				a			a			a
64, LOUIZIS RIANCOUR ATHINA	+30 2106900600	210-6985421								
ST. EM. LAVRENTAKIS SECURITIES S.A.				a			a			
7-9, SOFOKLEOUS ATHINA	+30 2103213336	+30 210-3246572								
THE CYPRUS INVESTMENT & SECURITIES CORPORATION LTD				a	a					
154, LIMASSOL AVENUE, STROVOLOS NICOSIA	+357 22121700	357 22338800								
UBS LIMITED				a	a					
1, FINSBURY AVENUE LONDON	+44 2075687135									

List of Stocks under Market Making operations

Securities	Market Maker	Start Market Making	Stock Category
ADMIE (IPTO) HOLDING S.A. (CR)	PIRAEUS SECURITIES S.A.	29/06/2017	Main Market
ALPHA BANK (CR)	ALPHA FINANCE INVESTMENT SERVICES S.A.	29/02/2016	Main Market
	EUROBANK EQUITIES INVESTMENT FIRM S.A	24/10/2012	
	HELLENIC-AMERICAN SECURITIES S.A.	06/02/2019	
	LEON DEPOLAS SECURITIES S.A.	04/01/2016	
	MERIT SECURITIES S.A	03/09/2013	
	NATIONAL SECURITIES S.A	15/01/2013	
	PIRAEUS SECURITIES S.A.	28/05/2013	
ALUMIL (CR)	BETA SECURITIES S.A.	18/07/2013	Main Market
ATTICA BANK S.A. (CR)	BETA SECURITIES S.A.	02/06/2014	Main Market
	EUROXX SECURITIES S.A.	22/01/2016	
	PIRAEUS SECURITIES S.A.	20/09/2017	
ATTICA HOLDINGS (CR)	HELLENIC-AMERICAN SECURITIES S.A.	28/12/2017	Main Market
AUTOHELLAS SA (CR)	EUROXX SECURITIES S.A.	02/07/2018	Main Market
BYTE COMPUTER SA (CR)	MERIT SECURITIES S.A	04/08/2013	Main Market
CC HBC AG (CR)	EUROBANK EQUITIES INVESTMENT FIRM S.A	23/10/2013	Main Market
	NATIONAL SECURITIES S.A	29/04/2013	
	PIRAEUS SECURITIES S.A.	04/05/2015	
CENERGY HOLDINGS (CB)	ALPHA FINANCE INVESTMENT SERVICES S.A.	02/01/2017	Main Market
	EUROBANK EQUITIES INVESTMENT FIRM S.A	02/01/2017	
CNL CAPITAL (CR)	MERIT SECURITIES S.A	01/10/2018	Main Market
EKTER SA (CR)	EUROBANK EQUITIES INVESTMENT FIRM S.A	16/10/2017	Main Market
	LEON DEPOLAS SECURITIES S.A.	21/05/2018	
ELASTRON (CR)	LEON DEPOLAS SECURITIES S.A.	20/02/2017	Main Market
ELLAKTOR (CR)	EUROBANK EQUITIES INVESTMENT FIRM S.A	01/06/2013	Main Market
	EUROXX SECURITIES S.A.	24/09/2018	
	HELLENIC-AMERICAN SECURITIES S.A.	14/01/2019	
	NATIONAL SECURITIES S.A	25/06/2013	
	PIRAEUS SECURITIES S.A.	22/10/2018	
ELTON SA (CR)	BETA SECURITIES S.A.	03/09/2013	Main Market
ELVALHALCOR (CB)	ALPHA FINANCE INVESTMENT SERVICES S.A.	07/05/2018	Main Market
	EUROBANK EQUITIES INVESTMENT FIRM S.A	07/05/2018	
EUROBANK ERGASIAS (CR)	ALPHA FINANCE INVESTMENT SERVICES S.A.	08/01/2013	Main Market
	EUROBANK EQUITIES INVESTMENT FIRM S.A	01/06/2013	
	HELLENIC-AMERICAN SECURITIES S.A.	25/07/2014	
	MERIT SECURITIES S.A	06/11/2017	
	NATIONAL SECURITIES S.A	01/01/2017	
	PIRAEUS SECURITIES S.A.	28/09/2013	
FOURLIS (CR)	EUROBANK EQUITIES INVESTMENT FIRM S.A	01/12/2016	Main Market
	EUROXX SECURITIES S.A.	01/12/2016	
	PIRAEUS SECURITIES S.A.	06/03/2017	
GEK TERNA (CR)	HELLENIC-AMERICAN SECURITIES S.A.	07/09/2015	Main Market
GR. SARANTIS S.A. (CR)	ALPHA FINANCE INVESTMENT SERVICES S.A.	19/06/2018	Main Market
	BETA SECURITIES S.A.	14/05/2013	
	EUROBANK EQUITIES INVESTMENT FIRM S.A	24/10/2016	
GRIVALIA PROPERTIES (CR)	EUROBANK EQUITIES INVESTMENT FIRM S.A	20/09/2017	Main Market
HELLENIC EXCHANGES-A.S.E. (CR)	NATIONAL SECURITIES S.A	25/06/2013	Main Market
	PIRAEUS SECURITIES S.A.	04/05/2015	

List of Stocks under Market Making operations

Securities	Market Maker	Start Market Making	Stock Category
HELLENIC PETROLEUM (CR)			Main Market
	HELLENIC-AMERICAN SECURITIES S.A.	14/09/2015	
	PIRAEUS SECURITIES S.A.	20/03/2017	
IKTINOS HELLAS SA (CR)			Main Market
	EUROBANK EQUITIES INVESTMENT FIRM S.A	25/02/2019	
INTRACOM CONSTR. (CR)			Main Market
	MERIT SECURITIES S.A	05/06/2018	
INTRACOM HOLDINGS (CR)			Main Market
	ALPHA FINANCE INVESTMENT SERVICES S.A.	03/08/2018	
	LEON DEPOLAS SECURITIES S.A.	08/10/2018	
INTRALOT (CR)			Main Market
	ALPHA FINANCE INVESTMENT SERVICES S.A.	03/07/2017	
	BETA SECURITIES S.A.	10/04/2017	
	EUROBANK EQUITIES INVESTMENT FIRM S.A	18/12/2017	
	EUROXX SECURITIES S.A.	12/06/2017	
	HELLENIC-AMERICAN SECURITIES S.A.	30/05/2018	
	PANTELAKIS SECURITIES S.A.	07/05/2018	
	PIRAEUS SECURITIES S.A.	28/09/2013	
J & P - AVAX SA (CR)			Main Market
	EUROBANK EQUITIES INVESTMENT FIRM S.A	14/12/2015	
JUMBO SA (CR)			Main Market
	MERIT SECURITIES S.A	06/11/2017	
	PIRAEUS SECURITIES S.A.	06/03/2017	
KLOUKINAS - LAPPAS SA (CR)			Main Market
	BETA SECURITIES S.A.	22/09/2014	
KRI-KRI S.A. (CR)			Main Market
	EUROBANK EQUITIES INVESTMENT FIRM S.A	07/05/2018	
	LEON DEPOLAS SECURITIES S.A.	16/01/2017	
LAMDA DEVELOPMENT SA (CR)			Main Market
	EUROBANK EQUITIES INVESTMENT FIRM S.A	08/12/2014	
	PANTELAKIS SECURITIES S.A.	06/11/2017	
	PIRAEUS SECURITIES S.A.	29/06/2017	
LAMPSA HOTEL SA (CR)			Main Market
	LEON DEPOLAS SECURITIES S.A.	16/01/2017	
MARFIN INVESTMENT GROUP (CR)			Main Market
	PIRAEUS SECURITIES S.A.	02/02/2013	
MLS MULTIMEDIA SA (CR)			Main Market
	HELLENIC-AMERICAN SECURITIES S.A.	07/12/2015	
MOTOR OIL (CR)			Main Market
	HELLENIC-AMERICAN SECURITIES S.A.	01/09/2014	
	MERIT SECURITIES S.A	25/02/2019	
	NATIONAL SECURITIES S.A	17/02/2014	
	PIRAEUS SECURITIES S.A.	04/05/2015	
MYTILINEOS HOLDINGS (CR)			Main Market
	EUROBANK EQUITIES INVESTMENT FIRM S.A	20/09/2017	
	MERIT SECURITIES S.A	25/02/2019	
	NATIONAL SECURITIES S.A	25/06/2013	
	PIRAEUS SECURITIES S.A.	04/05/2015	
NATIONAL BANK (CR)			Main Market
	ALPHA FINANCE INVESTMENT SERVICES S.A.	08/01/2013	
	EUROBANK EQUITIES INVESTMENT FIRM S.A	24/10/2012	
	HELLENIC-AMERICAN SECURITIES S.A.	25/07/2014	
	LEON DEPOLAS SECURITIES S.A.	20/04/2015	
	MERIT SECURITIES S.A	03/09/2013	
	NATIONAL SECURITIES S.A	28/02/2013	
	PIRAEUS SECURITIES S.A.	08/09/2013	
OPAP (CR)			Main Market
	ALPHA FINANCE INVESTMENT SERVICES S.A.	08/01/2013	
	EUROBANK EQUITIES INVESTMENT FIRM S.A	24/10/2012	
	HELLENIC-AMERICAN SECURITIES S.A.	25/07/2014	
	MERIT SECURITIES S.A	20/03/2017	
	NATIONAL SECURITIES S.A	15/01/2013	
	PIRAEUS SECURITIES S.A.	04/05/2015	

List of Stocks under Market Making operations

Securities	Market Maker	Start Market Making	Stock Category
OTE (CR)			Main Market
	ALPHA FINANCE INVESTMENT SERVICES S.A.	08/01/2013	
	EUROBANK EQUITIES INVESTMENT FIRM S.A	24/10/2012	
	HELLENIC-AMERICAN SECURITIES S.A.	25/07/2014	
	MERIT SECURITIES S.A	20/03/2017	
	NATIONAL SECURITIES S.A	01/12/2012	
	PIRAEUS SECURITIES S.A.	08/09/2013	
P.P.A. S.A. (CR)			Main Market
	EUROBANK EQUITIES INVESTMENT FIRM S.A	06/02/2019	
PAPOUTSANIS (CR)			Main Market
	ALPHA FINANCE INVESTMENT SERVICES S.A.	19/11/2018	
	BETA SECURITIES S.A.	25/11/2013	
PETROPOULOS PETROS (CR)			Main Market
	BETA SECURITIES S.A.	28/05/2013	
PIRAEUS BANK (CR)			Main Market
	EUROBANK EQUITIES INVESTMENT FIRM S.A	23/10/2012	
	EUROXX SECURITIES S.A.	15/02/2016	
	HELLENIC-AMERICAN SECURITIES S.A.	14/01/2019	
	MERIT SECURITIES S.A	16/09/2013	
	NATIONAL SECURITIES S.A	02/06/2013	
	PIRAEUS SECURITIES S.A.	16/02/2013	
PLAISIO COMPUTERS SA (CR)			Main Market
	BETA SECURITIES S.A.	05/05/2014	
	EUROBANK EQUITIES INVESTMENT FIRM S.A	02/03/2015	
PPC (CR)			Main Market
	ALPHA FINANCE INVESTMENT SERVICES S.A.	23/07/2018	
	ALPHA FINANCE INVESTMENT SERVICES S.A.	08/01/2013	
	EUROBANK EQUITIES INVESTMENT FIRM S.A	23/10/2012	
	MERIT SECURITIES S.A	06/11/2017	
	NATIONAL SECURITIES S.A	26/03/2013	
	PIRAEUS SECURITIES S.A.	28/09/2013	
QUALITY & RELIABILITY SA (CR)			Main Market
	BETA SECURITIES S.A.	20/08/2014	
QUEST HOLDINGS (CR)			Main Market
	BETA SECURITIES S.A.	26/03/2018	
	EUROBANK EQUITIES INVESTMENT FIRM S.A	28/01/2019	
S.KANAKIS SA (CR)			Main Market
	BETA SECURITIES S.A.	01/10/2013	
THRACE PLASTICS SA (CR)			Main Market
	ALPHA FINANCE INVESTMENT SERVICES S.A.	26/03/2018	
	EUROBANK EQUITIES INVESTMENT FIRM S.A	26/03/2018	
TITAN CEMENT (CR)			Main Market
	NATIONAL SECURITIES S.A	17/02/2014	
	PIRAEUS SECURITIES S.A.	04/05/2015	
VIOHALCO SA/NV (CB)			Main Market
	ALPHA FINANCE INVESTMENT SERVICES S.A.	17/02/2014	
	EUROBANK EQUITIES INVESTMENT FIRM S.A	01/01/2017	
	MERIT SECURITIES S.A	17/03/2014	

Underlying Asset				Derivatives Market													
Price max	Price min	Closing price	change	Delivery Month	Open price	Price max	Price min	Last price	Closing price	Last Bid	Last Ask	Fixing price*	Life high	Life low	Trades	Volume	Open Interest
FTSE/Athex Large Cap				(Trade Unit: 1 Index Point x 2€, Cash Settlement)													
1,842.13	1,817.66	1,821.43	-0.62%	March 2019	1,830.00	1,843.00	1,819.25	1,823.75	1,823.75	---	---		1,879.00	---	261	1,063	5,228
				April 2019	1,823.50	1,841.50	1,820.50	1,825.00	1,825.00	---	---		1,870.00	---	42	172	500
				May 2019	---	---	---	---	1,840.25	---	---		---	---	---	---	---
				June 2019	---	---	---	---	1,844.00	---	---		---	---	---	---	---
				September 2019	---	---	---	---	1,853.25	---	---		---	---	---	---	---
				December 2019	---	---	---	---	1,862.50	---	---		---	---	---	---	---

Derivatives notes

Fixing prices and final open positions can be retrieved from the following path <http://www.helex.gr/el/web/guest/statistics-end-of-day-derivatives>

Underlying Asset				Derivatives Market													
Price max	Price min	Closing price	change	Delivery Month	Open price	Price max	Price min	Last price	Closing price	Last Bid	Last Ask	Fixing price*	Life high	Life low	Trades	Volume	Open Interest
ADMIE (IPTO) HOLDING S.A. (CR)																	
(Contract Size: 100 Securities, Physical Delivery)																	
1.77	1.7	1.7	-3.08%	March 2019	1.75	1.75	1.70	1.70	1.70	---	---	---	1.79	---	35	249	6,182
				June 2019	1.76	1.76	1.72	1.72	1.72	---	---	---	1.80	---	9	117	154
				September 2019	---	---	---	---	1.77	---	---	---	---	---	---	---	---
				December 2019	---	---	---	---	1.78	---	---	---	---	---	---	---	---
ALPHA BANK (CR)																	
(Contract Size: 100 Securities, Physical Delivery)																	
1.24	1.185	1.217	-0.25%	March 2019	1.23	1.24	1.19	1.21	1.21	---	---	---	1.44	---	243	3,671	44,137
				June 2019	1.22	1.24	1.19	1.22	1.22	---	---	---	1.31	---	52	380	1,792
				September 2019	---	---	---	---	1.23	---	---	---	---	---	---	---	---
				December 2019	---	---	---	---	1.24	---	---	---	---	---	---	---	---
ATTICA BANK S.A. (CR)																	
(Contract Size: 100 Securities, Physical Delivery)																	
0.2	0.18	0.18	-8.72%	March 2019	0.196	0.196	0.182	0.182	0.182	---	---	---	0.210	---	16	133	2,597
				June 2019	---	---	---	---	0.198	---	---	---	---	---	---	---	---
				September 2019	---	---	---	---	0.199	---	---	---	---	---	---	---	---
				December 2019	---	---	---	---	0.200	---	---	---	---	---	---	---	---
CC HBC AG (CR)																	
(Contract Size: 100 Securities, Physical Delivery)																	
30.34	29.95	30.05	-0.27%	March 2019	30.16	30.29	30.09	30.09	30.09	---	---	---	31.29	---	16	66	225
				June 2019	---	---	---	---	30.31	---	---	---	31.20	---	---	---	16
				September 2019	---	---	---	---	30.46	---	---	---	---	---	---	---	---
				December 2019	---	---	---	---	30.62	---	---	---	---	---	---	---	---
CENERGY HOLDINGS (CB)																	
(Contract Size: 100 Securities, Physical Delivery)																	
1.374	1.314	1.322	-2.94%	March 2019	1.35	1.37	1.30	1.30	1.30	---	---	---	1.39	---	37	101	4,182
				June 2019	1.38	1.38	1.37	1.37	1.37	---	---	---	1.38	---	8	80	1,853
				September 2019	---	---	---	---	1.38	---	---	---	---	---	---	---	---
				December 2019	---	---	---	---	1.38	---	---	---	---	---	---	---	---
ELLAKTOR (CR)																	
(Contract Size: 100 Securities, Physical Delivery)																	
1.596	1.56	1.56	-2.01%	March 2019	1.61	1.62	1.56	1.56	1.56	---	---	---	1.67	---	87	451	9,037
				June 2019	1.58	1.60	1.56	1.56	1.56	---	---	---	1.67	---	29	358	774
				September 2019	---	---	---	---	1.61	---	---	---	---	---	---	---	---
				December 2019	---	---	---	---	1.62	---	---	---	---	---	---	---	---
EUROBANK ERGASIAS (CR)																	
(Contract Size: 100 Securities, Physical Delivery)																	
0.655	0.619	0.625	-3.85%	March 2019	0.645	0.650	0.619	0.622	0.622	---	---	---	0.694	---	355	10,850	47,456
				June 2019	0.628	0.633	0.608	0.614	0.614	---	---	---	0.697	---	98	3,282	11,098
				September 2019	---	---	---	---	0.657	---	---	---	0.660	---	---	---	5
				December 2019	---	---	---	---	0.661	---	---	---	---	---	---	---	---

Derivatives notes

Fixing prices and final open positions can be retrieved from the following path <http://www.helex.gr/el/web/guest/statistics-end-of-day-derivatives>

Underlying Asset				Derivatives Market													
Price max	Price min	Closing price	change	Delivery Month	Open price	Price max	Price min	Last price	Closing price	Last Bid	Last Ask	Fixing price*	Life high	Life low	Trades	Volume	Open Interest
EYDAP S.A. (CR)				(Contract Size: 100 Securities, Physical Delivery)													
5.66	5.51	5.51	-2.13%	March 2019	5.62	5.62	5.62	5.62	5.62	---	---	---	5.65	---	3	10	581
				June 2019	---	---	---	---	5.66	---	---	---	---	---	---	---	---
				September 2019	---	---	---	---	5.69	---	---	---	---	---	---	---	---
				December 2019	---	---	---	---	5.72	---	---	---	---	---	---	---	---
FOURLIS (CR)				(Contract Size: 100 Securities, Physical Delivery)													
4.95	4.875	4.9	0.62%	March 2019	4.86	4.91	4.86	4.91	4.91	---	---	---	4.92	---	5	18	144
				June 2019	---	---	---	---	4.90	---	---	---	4.71	---	---	---	1
				September 2019	---	---	---	---	4.92	---	---	---	---	---	---	---	---
				December 2019	---	---	---	---	4.95	---	---	---	---	---	---	---	---
GEK TERNA (CR)				(Contract Size: 100 Securities, Physical Delivery)													
5.11	5.03	5.09	-0.20%	March 2019	5.07	5.10	5.05	5.05	5.05	---	---	---	5.23	---	9	32	5,439
				June 2019	5.08	5.08	5.08	5.08	5.08	---	---	---	5.20	---	2	5	76
				September 2019	---	---	---	---	5.16	---	---	---	---	---	---	---	---
				December 2019	---	---	---	---	5.18	---	---	---	---	---	---	---	---
GRIVALIA PROPERTIES (CR)				(Contract Size: 105 Securities, Physical Delivery)													
10	9.56	9.71	-2.70%	March 2019	9.75	9.75	9.68	9.68	9.68	---	---	---	10.49	---	2	2	95
				June 2019	9.66	9.66	9.66	9.66	9.66	---	---	---	9.66	---	1	5	---
				September 2019	---	---	---	---	10.09	---	---	---	---	---	---	---	---
				December 2019	---	---	---	---	10.14	---	---	---	---	---	---	---	---
HELLENIC EXCHANGES-A.S.E. (CR)				(Contract Size: 100 Securities, Physical Delivery)													
4.21	4.115	4.19	-0.95%	March 2019	4.17	4.18	4.13	4.17	4.17	---	---	---	4.30	---	25	72	2,902
				June 2019	4.16	4.18	4.16	4.18	4.18	---	---	---	4.24	---	2	11	353
				September 2019	---	---	---	---	4.28	---	---	---	---	---	---	---	---
				December 2019	---	---	---	---	4.30	---	---	---	---	---	---	---	---
HELLENIC PETROLEUM (CR)				(Contract Size: 100 Securities, Physical Delivery)													
8.35	8.19	8.29	0.61%	March 2019	8.24	8.33	8.19	8.28	8.28	---	---	---	8.44	---	54	113	2,607
				June 2019	8.23	8.23	8.23	8.23	8.23	---	---	---	8.35	---	1	5	6
				September 2019	---	---	---	---	8.33	---	---	---	---	---	---	---	---
				December 2019	---	---	---	---	8.37	---	---	---	---	---	---	---	---
INTRACOM HOLDINGS (CR)				(Contract Size: 100 Securities, Physical Delivery)													
0.875	0.828	0.838	1.21%	March 2019	0.855	0.864	0.830	0.830	0.830	---	---	---	0.864	---	8	156	2,715
				June 2019	0.857	0.870	0.840	0.843	0.843	---	---	---	0.870	---	20	614	5
				September 2019	---	---	---	---	0.837	---	---	---	---	---	---	---	---
				December 2019	---	---	---	---	0.841	---	---	---	---	---	---	---	---

Derivatives notes

Fixing prices and final open positions can be retrieved from the following path <http://www.helex.gr/el/web/guest/statistics-end-of-day-derivatives>

Underlying Asset				Derivatives Market													
Price max	Price min	Closing price	change	Delivery Month	Open price	Price max	Price min	Last price	Closing price	Last Bid	Last Ask	Fixing price*	Life high	Life low	Trades	Volume	Open Interest
INTRALOT (CR)				(Contract Size: 100 Securities, Physical Delivery)													
0.546	0.474	0.474	-11.24%	March 2019	0.540	0.541	0.475	0.479	0.479	---	---	---	0.579	---	62	1,505	5,019
				June 2019	0.540	0.541	0.491	0.491	0.491	---	---	---	0.545	---	26	301	1,243
				September 2019	---	---	---	---	0.540	---	---	---	---	---	---	---	---
				December 2019	---	---	---	---	0.543	---	---	---	---	---	---	---	---
JUMBO SA (CR)				(Contract Size: 100 Securities, Physical Delivery)													
14.6	14.34	14.34	-0.69%	March 2019	14.44	14.58	14.44	14.54	14.54	---	---	---	15.12	---	15	31	654
				June 2019	14.32	14.40	14.32	14.40	14.40	---	---	---	14.65	---	7	12	30
				September 2019	---	---	---	---	14.60	---	---	---	---	---	---	---	---
				December 2019	---	---	---	---	14.67	---	---	---	---	---	---	---	---
LAMDA DEVELOPMENT SA (CR)				(Contract Size: 100 Securities, Physical Delivery)													
6.61	6.52	6.53	-1.06%	March 2019	6.53	6.57	6.53	6.53	6.53	---	---	---	6.70	---	6	13	2,179
				June 2019	6.59	6.59	6.59	6.59	6.59	---	---	---	6.75	---	1	5	37
				September 2019	---	---	---	---	6.67	---	---	---	---	---	---	---	---
				December 2019	---	---	---	---	6.71	---	---	---	---	---	---	---	---
MARFIN INVESTMENT GROUP (CR)				(Contract Size: 100 Securities, Physical Delivery)													
0.0884	0.0832	0.084	-2.78%	March 2019	0.088	0.088	0.082	0.082	0.082	---	---	---	0.092	---	44	1,471	47,928
				June 2019	0.088	0.088	0.085	0.085	0.085	---	---	---	0.090	---	9	390	2,693
				September 2019	---	---	---	---	0.087	---	---	---	---	---	---	---	---
				December 2019	---	---	---	---	0.088	---	---	---	---	---	---	---	---
MOTOR OIL (CR)				(Contract Size: 100 Securities, Physical Delivery)													
21.9	21.55	21.65	-0.23%	March 2019	21.77	21.79	21.77	21.79	21.79	---	---	---	22.20	---	2	6	274
				June 2019	---	---	---	---	21.83	---	---	---	21.06	---	---	---	3
				September 2019	---	---	---	---	21.94	---	---	---	---	---	---	---	---
				December 2019	---	---	---	---	22.05	---	---	---	---	---	---	---	---
MYTILINEOS HOLDINGS (CR)				(Contract Size: 100 Securities, Physical Delivery)													
9.07	8.94	8.94	-0.67%	March 2019	9.01	9.06	8.92	8.93	8.93	---	---	---	9.27	---	60	239	7,460
				June 2019	8.97	9.00	8.90	8.90	8.90	---	---	---	9.20	---	31	133	2,110
				September 2019	---	---	---	---	9.10	---	---	---	---	---	---	---	---
				December 2019	---	---	---	---	9.15	---	---	---	---	---	---	---	---
NATIONAL BANK (CR)				(Contract Size: 100 Securities, Physical Delivery)													
1.546	1.438	1.51	0.07%	March 2019	1.53	1.54	1.44	1.52	1.52	---	---	---	1.67	---	499	13,185	32,884
				June 2019	1.49	1.54	1.45	1.51	1.51	---	---	---	1.66	---	75	1,929	747
				September 2019	---	---	---	---	1.53	---	---	---	---	---	---	---	---
				December 2019	---	---	---	---	1.53	---	---	---	---	---	---	---	---

Derivatives notes

Fixing prices and final open positions can be retrieved from the following path <http://www.helex.gr/el/web/guest/statistics-end-of-day-derivatives>

Underlying Asset				Derivatives Market													
Price max	Price min	Closing price	change	Delivery Month	Open price	Price max	Price min	Last price	Closing price	Last Bid	Last Ask	Fixing price*	Life high	Life low	Trades	Volume	Open Interest
OPAP (CR)				(Contract Size: 100 Securities, Physical Delivery)													
9.135	9	9	-0.77%	March 2019	9.03	9.09	8.99	8.99	8.99	---	---	---	9.30	---	16	117	1,881
				June 2019	8.88	9.00	8.85	8.88	8.88	---	---	---	9.09	---	10	108	107
				September 2019	---	---	---	---	9.17	---	---	---	---	---	---	---	---
				December 2019	---	---	---	---	9.22	---	---	---	---	---	---	---	---
OTE (CR)				(Contract Size: 100 Securities, Physical Delivery)													
10.89	10.7	10.7	-0.47%	March 2019	10.74	10.89	10.70	10.70	10.70	---	---	---	11.25	---	63	328	3,880
				June 2019	10.72	10.89	10.72	10.73	10.73	---	---	---	11.26	---	7	28	281
				September 2019	---	---	---	---	10.87	---	---	---	---	---	---	---	---
				December 2019	---	---	---	---	10.92	---	---	---	---	---	---	---	---
P.P.A. S.A. (CR)				(Contract Size: 100 Securities, Physical Delivery)													
17.12	16.82	17.12	0.23%	March 2019	16.88	16.88	16.88	16.88	16.88	---	---	---	17.12	---	1	2	225
				June 2019	---	---	---	---	17.18	---	---	---	16.44	---	---	---	374
				September 2019	---	---	---	---	17.27	---	---	---	---	---	---	---	---
				December 2019	---	---	---	---	17.36	---	---	---	---	---	---	---	---
PIRAEUS BANK (CR)				(Contract Size: 100 Securities, Physical Delivery)													
1.258	1.13	1.24	3.33%	March 2019	1.20	1.27	1.13	1.24	1.24	---	---	---	1.38	---	918	8,900	18,688
				June 2019	1.20	1.26	1.14	1.24	1.24	---	---	---	1.37	---	89	1,862	1,753
				September 2019	---	---	---	---	1.21	---	---	---	1.29	---	---	---	---
				December 2019	---	---	---	---	1.22	---	---	---	---	---	---	---	---
PPC (CR)				(Contract Size: 100 Securities, Physical Delivery)													
1.527	1.466	1.47	-2.58%	March 2019	1.50	1.52	1.47	1.47	1.47	---	---	---	1.62	---	103	657	14,440
				June 2019	1.53	1.54	1.48	1.48	1.48	---	---	---	1.62	---	43	296	659
				September 2019	---	---	---	---	1.53	---	---	---	---	---	---	---	---
				December 2019	---	---	---	---	1.53	---	---	---	---	---	---	---	---
TERNA ENERGY (CR)				(Contract Size: 106 Securities, Physical Delivery)													
6.47	6.36	6.47	1.09%	March 2019	6.40	6.48	6.38	6.47	6.47	---	---	---	6.67	5.35	49	180	3,188
				June 2019	6.40	6.48	6.37	6.45	6.45	---	---	---	6.65	---	26	256	55
				September 2019	---	---	---	---	6.47	---	---	---	---	---	---	---	---
				December 2019	---	---	---	---	6.50	---	---	---	---	---	---	---	---
TITAN CEMENT (CR)				(Contract Size: 100 Securities, Physical Delivery)													
19.56	19.24	19.28	-0.93%	March 2019	19.47	19.47	19.30	19.30	19.30	---	---	---	20.64	---	4	52	199
				June 2019	19.57	19.57	19.36	19.36	19.36	---	---	---	19.57	---	3	5	10
				September 2019	---	---	---	---	19.68	---	---	---	---	---	---	---	---
				December 2019	---	---	---	---	19.77	---	---	---	---	---	---	---	---

Derivatives notes

Fixing prices and final open positions can be retrieved from the following path <http://www.helex.gr/el/web/guest/statistics-end-of-day-derivatives>

Underlying Asset				Derivatives Market													
Price max	Price min	Closing price	change	Delivery Month	Open price	Price max	Price min	Last price	Closing price	Last Bid	Last Ask	Fixing price*	Life high	Life low	Trades	Volume	Open Interest
VIOHALCO SA/NV (CB)				(Contract Size: 100 Securities, Physical Delivery)													
3.1	3.05	3.05	-1.14%	March 2019	3.09	3.09	3.05	3.05	3.05	---	---	---	3.15	---	19	70	5,254
				June 2019	3.09	3.12	3.07	3.07	3.07	---	---	---	3.16	---	11	112	1,297
				September 2019	---	---	---	---	3.12	---	---	---	---	---	---	---	---
				December 2019	---	---	---	---	3.13	---	---	---	---	---	---	---	---

Derivatives notes

Fixing prices and final open positions can be retrieved from the following path <http://www.helex.gr/el/web/guest/statistics-end-of-day-derivatives>

Daily Official List
Section 7: Index Options

Year: 140 Trading Day No: 45
Tuesday, 5 March, 2019

FTSE/Atxex Large Cap

(Trade Unit: 1 Index Point x 2€ - Excercise Style: European, Cash Settlement)

Exerise Price	Call Options														Put Options														Exerise Price																		
	March 2019							April 2019							Other Months		March 2019							April 2019							Other Months																
	Open price	Price max	Price min	Last price	Closing price	Volume	Open Interest	Open price	Price max	Price min	Last price	Closing price	Volume	Open Interest	Volume	Open Interest	Open price	Price max	Price min	Last price	Closing price	Volume	Open Interest	Open price	Price max	Price min	Last price	Closing price		Volume	Open Interest	Volume	Open Interest														
1,425	0.00	0.00	0.00	-	405.00	-	-	-	-	-	-	-	-	-	-	-	-	-	-	-	-	-	-	-	-	-	-	-	-	-	-	1,425															
1,450	0.00	0.00	0.00	-	380.00	-	-	-	-	-	-	-	-	-	-	-	-	-	-	-	-	-	-	-	-	-	-	-	-	-	-	1,450															
1,475	0.00	0.00	0.00	-	355.00	-	-	-	-	-	-	-	-	-	-	-	-	-	-	-	-	-	-	-	-	-	-	-	-	-	-	1,475															
1,500	0.00	0.00	0.00	-	330.00	-	-	-	-	-	-	-	-	-	-	-	-	-	-	-	-	-	-	-	-	-	-	-	-	-	-	1,500															
1,525	0.00	0.00	0.00	-	305.00	-	-	0.00	0.00	0.00	-	305.00	-	-	-	0.00	0.00	0.00	-	0.01	-	-	0.00	0.00	0.00	-	0.01	-	-	-	1,525																
1,550	0.00	0.00	0.00	-	280.00	-	-	0.00	0.00	0.00	-	280.00	-	-	-	0.00	0.00	0.00	-	0.01	-	-	0.00	0.00	0.00	-	0.01	-	-	-	1,550																
1,575	0.00	0.00	0.00	-	255.00	-	-	0.00	0.00	0.00	-	255.00	-	-	-	0.00	0.00	0.00	-	0.01	-	-	0.00	0.00	0.00	-	0.04	-	-	-	1,575																
1,600	0.00	0.00	0.00	-	230.00	-	1	0.00	0.00	0.00	-	231.00	-	-	-	0.00	0.00	0.00	-	0.01	-	30	0.00	0.00	0.00	-	0.12	-	-	-	1,600																
1,625	0.00	0.00	0.00	-	205.00	-	-	0.00	0.00	0.00	-	206.00	-	-	-	0.00	0.00	0.00	-	0.01	-	-	0.00	0.00	0.00	-	0.31	-	-	-	1,625																
1,650	0.00	0.00	0.00	-	180.00	-	-	0.00	0.00	0.00	-	181.00	-	-	-	0.00	0.00	0.00	-	0.01	-	35	0.00	0.00	0.00	-	0.72	-	-	-	1,650																
1,675	0.00	0.00	0.00	-	155.00	-	85	0.00	0.00	0.00	-	157.00	-	-	-	0.00	0.00	0.00	-	0.01	-	160	0.00	0.00	0.00	-	1.50	-	-	-	1,675																
1,700	0.00	0.00	0.00	-	130.00	-	113	0.00	0.00	0.00	-	134.00	-	-	-	0.00	0.00	0.00	-	0.04	-	147	0.00	0.00	0.00	-	3.00	-	60	-	1,700																
1,725	0.00	0.00	0.00	-	105.00	-	37	0.00	0.00	0.00	-	111.00	-	-	-	0.00	0.00	0.00	-	0.20	-	54	0.00	0.00	0.00	-	5.60	-	60	-	1,725																
1,750	0.00	0.00	0.00	-	81.00	-	268	0.00	0.00	0.00	-	90.50	-	38	-	0.00	0.00	0.00	-	0.87	-	37	0.00	0.00	0.00	-	9.60	-	16	-	1,750																
1,775	50.00	50.00	50.00	50.00	50.00	1	36	0.00	0.00	0.00	-	71.50	-	80	-	0.00	50.00	0.00	-	2.90	-	122	0.00	0.00	0.00	-	15.50	-	110	-	1,775																
1,800	35.00	35.00	35.00	35.00	35.00	14	18	62.00	62.00	62.00	62.00	62.00	3	101	-	9.50	35.00	9.50	9.50	9.50	9.50	1	21	23.75	23.75	23.25	23.25	23.25	40	50	-	1,800															
1,825	19.75	19.75	19.75	19.75	19.75	3	3	0.00	0.00	0.00	-	40.50	-	205	-	13.00	19.75	13.00	13.00	13.00	1	14	0.00	0.00	0.00	-	34.50	-	20	-	1,825																
1,850	16.00	16.00	16.00	16.00	16.00	1	14	24.50	24.50	24.50	24.50	24.50	20	82	-	30.75	16.00	30.75	30.75	30.75	1	8	0.00	0.00	0.00	-	48.00	-	21	-	1,850																
1,875	5.50	5.50	5.50	5.50	5.50	1	-	21.00	21.00	21.00	21.00	21.00	1	1	-	0.00	5.50	0.00	-	49.50	-	20	0.00	0.00	0.00	-	64.00	-	-	-	1,875																
1,900	0.00	0.00	0.00	-	1.70	-	3	0.00	0.00	0.00	-	13.25	-	80	-	0.00	0.00	0.00	-	71.50	-	-	0.00	0.00	0.00	-	82.00	-	-	-	1,900																
1,925	0.00	0.00	0.00	-	0.53	-	-	0.00	0.00	0.00	-	8.50	-	-	-	0.00	0.00	0.00	-	95.00	-	-	0.00	0.00	0.00	-	102.00	-	-	-	1,925																
1,950	0.00	0.00	0.00	-	0.14	-	-	0.00	0.00	0.00	-	5.20	-	-	-	0.00	0.00	0.00	-	120.00	-	-	0.00	0.00	0.00	-	124.00	-	-	-	1,950																
1,975	0.00	0.00	0.00	-	0.03	-	-	0.00	0.00	0.00	-	3.10	-	-	-	0.00	0.00	0.00	-	145.00	-	-	0.00	0.00	0.00	-	147.00	-	-	-	1,975																
2,000	0.00	0.00	0.00	-	0.01	-	-	-	-	-	-	-	-	-	-	0.00	0.00	0.00	-	170.00	-	-	-	-	-	-	-	-	-	-	2,000																
2,050	0.00	0.00	0.00	-	0.02	-	-	-	-	-	-	-	-	-	-	0.00	0.00	0.00	-	220.00	-	-	-	-	-	-	-	-	-	-	2,050																
2,100	0.00	0.00	0.00	-	0.01	-	-	-	-	-	-	-	-	-	-	0.00	0.00	0.00	-	270.00	-	-	-	-	-	-	-	-	-	-	2,100																
2,150	0.00	0.00	0.00	-	0.01	-	-	-	-	-	-	-	-	-	-	0.00	0.00	0.00	-	320.00	-	-	-	-	-	-	-	-	-	-	2,150																
2,200	0.00	0.00	0.00	-	0.01	-	-	-	-	-	-	-	-	-	-	0.00	0.00	0.00	-	370.00	-	-	-	-	-	-	-	-	-	-	2,200																
2,250	0.00	0.00	0.00	-	0.01	-	-	-	-	-	-	-	-	-	-	0.00	0.00	0.00	-	419.00	-	-	-	-	-	-	-	-	-	-	2,250																
2,300	0.00	0.00	0.00	-	0.01	-	-	-	-	-	-	-	-	-	-	0.00	0.00	0.00	-	469.00	-	-	-	-	-	-	-	-	-	-	2,300																
2,350	0.00	0.00	0.00	-	0.01	-	-	-	-	-	-	-	-	-	-	0.00	0.00	0.00	-	519.00	-	-	-	-	-	-	-	-	-	-	2,350																
2,400	0.00	0.00	0.00	-	0.01	-	-	-	-	-	-	-	-	-	-	0.00	0.00	0.00	-	569.00	-	-	-	-	-	-	-	-	-	-	2,400																
2,450	0.00	0.00	0.00	-	0.01	-	-	-	-	-	-	-	-	-	-	0.00	0.00	0.00	-	619.00	-	-	-	-	-	-	-	-	-	-	2,450																
Totals:							20	578								24	587	0	0								3	648								40	337	0	0								
Number of Trades:							6								3								0								3								2								0

ALPHA BANK (CR)

(Contract Size: 100 Securities, Exercise Style: American, Physical Delivery)

Call Options																Put Options															
Exercise Price	March 2019						April 2019						Other Months		March 2019						April 2019						Other Months		Exercise Price		
	Open price	Price max	Price min	Last price	Closing price	Volume	Open Interest	Open price	Price max	Price min	Last price	Closing price	Volume	Open Interest	Volume	Open Interest	Open price	Price max	Price min	Last price	Closing price	Volume	Open Interest	Open price	Price max	Price min	Last price	Closing price		Volume	Open Interest
0.600	0.000	0.000	0.000	0.620	-	-	0.000	0.000	0.000	0.621	-	-				0.000	0.000	0.000	0.001	-	-	0.000	0.000	0.000	0.001	-	-				0.006
0.650	0.000	0.000	0.000	0.570	-	-	0.000	0.000	0.000	0.572	-	-				0.000	0.000	0.000	0.001	-	-	0.000	0.000	0.000	0.001	-	-				0.007
0.700	0.000	0.000	0.000	0.520	-	-	0.000	0.000	0.000	0.522	-	-				0.000	0.000	0.000	0.001	-	-	0.000	0.000	0.000	0.001	-	-				0.007
0.750	0.000	0.000	0.000	0.470	-	-	0.000	0.000	0.000	0.472	-	-				0.000	0.000	0.000	0.001	-	-	0.000	0.000	0.000	0.001	-	-				0.008
0.800	0.000	0.000	0.000	0.421	-	-	0.000	0.000	0.000	0.423	-	-				0.000	0.000	0.000	0.001	-	-	0.000	0.000	0.000	0.001	-	-				0.008
0.850	0.000	0.000	0.000	0.371	-	20	0.000	0.000	0.000	0.374	-	-				0.000	0.000	0.000	0.001	-	-	0.000	0.000	0.000	0.002	-	-				0.009
0.900	0.000	0.000	0.000	0.321	-	-	0.000	0.000	0.000	0.326	-	-				0.000	0.000	0.000	0.001	-	-	0.000	0.000	0.000	0.004	-	-				0.009
0.950	0.000	0.000	0.000	0.272	-	-	0.000	0.000	0.000	0.280	-	-				0.000	0.000	0.000	0.002	-	-	0.000	0.000	0.000	0.008	-	-				0.010
1.000	0.000	0.000	0.000	0.225	-	-	0.000	0.000	0.000	0.237	-	-				0.000	0.000	0.000	0.005	-	-	0.000	0.000	0.000	0.014	-	-				0.010
1.100	0.000	0.000	0.000	0.141	-	-	0.000	0.000	0.000	0.160	-	-				0.000	0.000	0.000	0.020	-	-	0.000	0.000	0.000	0.037	-	-				0.011
1.200	0.000	0.000	0.000	0.077	-	-	0.000	0.000	0.000	0.101	-	40				0.000	0.000	0.000	0.056	-	-	0.000	0.000	0.000	0.078	-	-				0.012
1.300	0.000	0.000	0.000	0.036	-	-	0.000	0.000	0.000	0.059	-	-				0.000	0.000	0.000	0.115	-	-	0.000	0.000	0.000	0.136	-	-				0.013
1.400	0.000	0.000	0.000	0.015	-	-	0.000	0.000	0.000	0.033	-	-				0.000	0.000	0.000	0.194	-	-	0.000	0.000	0.000	0.210	-	-				0.014
1.500	0.000	0.000	0.000	0.005	-	-	0.000	0.000	0.000	0.017	-	-				0.000	0.000	0.000	0.285	-	-	0.000	0.000	0.000	0.294	-	-				0.015
1.600	0.000	0.000	0.000	0.002	-	-	0.000	0.000	0.000	0.008	-	-				0.000	0.000	0.000	0.381	-	-	0.000	0.000	0.000	0.386	-	-				0.016
1.700	0.000	0.000	0.000	0.001	-	-	0.000	0.000	0.000	0.004	-	-				0.000	0.000	0.000	0.480	-	-	0.000	0.000	0.000	0.482	-	-				0.017
1.800	0.000	0.000	0.000	0.001	-	-	0.000	0.000	0.000	0.002	-	-				0.000	0.000	0.000	0.580	-	-	0.000	0.000	0.000	0.580	-	-				0.018
1.900	0.000	0.000	0.000	0.001	-	-					-	-				0.000	0.000	0.000	0.680	-	-					-	-				0.019
2.000	0.000	0.000	0.000	0.001	-	-					-	-				0.000	0.000	0.000	0.780	-	-					-	-				0.020
2.200	0.000	0.000	0.000	0.001	-	-					-	-				0.000	0.000	0.000	0.980	-	-					-	-				0.022
2.400	0.000	0.000	0.000	0.001	-	-					-	-				0.000	0.000	0.000	1.18	-	-					-	-				0.024
2.600	0.000	0.000	0.000	0.001	-	-					-	-				0.000	0.000	0.000	1.38	-	-					-	-				0.026
2.800	0.000	0.000	0.000	0.001	-	-					-	-				0.000	0.000	0.000	1.58	-	-					-	-				0.028
3.000	0.000	0.000	0.000	0.001	-	-					-	-				0.000	0.000	0.000	1.78	-	-					-	-				0.030
3.200	0.000	0.000	0.000	0.001	-	-					-	-				0.000	0.000	0.000	1.98	-	-					-	-				0.032
Totals:						0	20					0	40	0	0							0	0					0	0	0	0
Number of Trades:						0						0		0								0.00						0		0	

NATIONAL BANK (CR)

(Contract Size: 100 Securities, Exercise Style: American, Physical Delivery)

Call Options																	Put Options																
March 2019							April 2019							Other Months			March 2019							April 2019				Other Months					
Exercise Price	Open price	Price max	Price min	Last price	Closing price	Volume	Open Interest	Open price	Price max	Price min	Last price	Closing price	Volume	Open Interest	Volume	Open Interest	Open price	Price max	Price min	Last price	Closing price	Volume	Open Interest	Open price	Price max	Price min	Last price	Closing price	Volume	Open Interest	Volume	Open Interest	Exercise Price
0.050	0.000	0.000	0.000		1.46	-	-										0.000	0.000	0.000		0.001	-	-										0.001
0.100	0.000	0.000	0.000		1.41	-	-										0.000	0.000	0.000		0.024	-	-										0.001
0.150	0.000	0.000	0.000		1.36	-	-										0.000	0.000	0.000		0.120	-	-										0.002
0.200	0.000	0.000	0.000		1.31	-	-										0.000	0.000	0.000		0.313	-	-										0.002
0.250	0.000	0.000	0.000		1.26	-	-										0.000	0.000	0.000		0.586	-	-										0.003
0.300	0.000	0.000	0.000		1.21	-	-										0.000	0.000	0.000		0.925	-	-										0.003
0.350	0.000	0.000	0.000		1.16	-	-										0.000	0.000	0.000		1.31	-	-										0.004
0.400	0.000	0.000	0.000		1.11	-	-										0.000	0.000	0.000		1.73	-	-										0.004
0.450	0.000	0.000	0.000		1.06	-	-										0.000	0.000	0.000		0.001	-	-										0.005
0.500	0.000	0.000	0.000		1.01	-	-										0.000	0.000	0.000		0.001	-	-										0.005
0.550	0.000	0.000	0.000		0.960	-	-										0.000	0.000	0.000		0.002	-	-										0.006
0.600	0.000	0.000	0.000		0.910	-	-										0.000	0.000	0.000		0.005	-	-										0.006
0.650	0.000	0.000	0.000		0.860	-	-	0.000	0.000	0.000		0.862	-	-			0.000	0.000	0.000		0.001	-	-	0.000	0.000	0.000		0.001	-	-			0.007
0.700	0.000	0.000	0.000		0.810	-	-	0.000	0.000	0.000		0.812	-	-			0.000	0.000	0.000		0.001	-	-	0.000	0.000	0.000		0.002	-	-			0.007
0.750	0.000	0.000	0.000		0.760	-	-	0.000	0.000	0.000		0.762	-	-			0.000	0.000	0.000		0.001	-	-	0.000	0.000	0.000		0.001	-	-			0.008
0.800	0.000	0.000	0.000		0.710	-	-	0.000	0.000	0.000		0.712	-	-			0.000	0.000	0.000		0.001	-	-	0.000	0.000	0.000		0.001	-	-			0.008
0.850	0.000	0.000	0.000		0.661	-	-	0.000	0.000	0.000		0.662	-	-			0.000	0.000	0.000		0.003	-	-	0.000	0.000	0.000		0.001	-	-			0.009
0.900	0.000	0.000	0.000		0.611	-	185	0.000	0.000	0.000		0.613	-	-			0.000	0.000	0.000		0.001	-	-	0.000	0.000	0.000		0.001	-	-			0.009
0.950	0.000	0.000	0.000		0.561	-	-	0.000	0.000	0.000		0.563	-	-			0.000	0.000	0.000		0.001	-	-	0.000	0.000	0.000		0.001	-	-			0.010
1.000	0.000	0.000	0.000		0.511	-	-	0.000	0.000	0.000		0.514	-	-			0.000	0.000	0.000		0.001	-	-	0.000	0.000	0.000		0.002	-	-			0.010
1.100	0.000	0.000	0.000		0.411	-	-	0.000	0.000	0.000		0.419	-	-			0.000	0.000	0.000		0.001	-	-	0.000	0.000	0.000		0.006	-	-			0.011
1.200	0.000	0.000	0.000		0.311	-	20	0.000	0.000	0.000		0.329	-	-			0.000	0.000	0.000		0.001	-	-	0.000	0.000	0.000		0.016	-	-			0.012
1.300	0.000	0.000	0.000		0.215	-	100	0.000	0.000	0.000		0.249	-	-			0.000	0.000	0.000		0.005	-	-	0.000	0.000	0.000		0.036	-	-			0.013
1.400	0.000	0.000	0.000		0.131	-	20	0.000	0.000	0.000		0.181	-	-			0.000	0.000	0.000		0.020	-	-	0.000	0.000	0.000		0.068	-	-			0.014
1.500	0.000	0.000	0.000		0.068	-	-	0.000	0.000	0.000		0.126	-	-			0.000	0.000	0.000		0.057	-	-	0.000	0.000	0.000		0.112	-	-			0.015
1.600	0.000	0.000	0.000		0.029	-	-	0.000	0.000	0.000		0.084	-	-			0.000	0.000	0.000		0.118	-	-	0.000	0.000	0.000		0.171	-	-			0.016
1.700	0.000	0.000	0.000		0.010	-	-	0.000	0.000	0.000		0.055	-	-			0.000	0.000	0.000		0.199	-	-	0.000	0.000	0.000		0.241	-	-			0.017
1.800	0.000	0.000	0.000		0.003	-	-	0.000	0.000	0.000		0.034	-	-			0.000	0.000	0.000		0.292	-	-	0.000	0.000	0.000		0.321	-	-			0.018
1.900	0.000	0.000	0.000		0.001	-	-	0.000	0.000	0.000		0.021	-	-			0.000	0.000	0.000		0.390	-	-	0.000	0.000	0.000		0.407	-	-			0.019
2.000	0.000	0.000	0.000		0.001	-	-	0.000	0.000	0.000		0.012	-	-			0.000	0.000	0.000		0.490	-	-	0.000	0.000	0.000		0.499	-	-			0.020
2.200	0.000	0.000	0.000		0.001	-	-	0.000	0.000	0.000		0.004	-	-			0.000	0.000	0.000		0.690	-	-	0.000	0.000	0.000		0.692	-	-			0.022
2.400	0.000	0.000	0.000		0.001	-	-										0.000	0.000	0.000		0.890	-	-										0.024
2.600	0.000	0.000	0.000		0.003	-	-										0.000	0.000	0.000		1.09	-	-										0.026
2.800	0.000	0.000	0.000		0.002	-	-										0.000	0.000	0.000		1.29	-	-										0.028
3.000	0.000	0.000	0.000		0.001	-	-										0.000	0.000	0.000		1.49	-	-										0.030
3.200	0.000	0.000	0.000		0.001	-	-										0.000	0.000	0.000		1.69	-	-										0.032

NATIONAL BANK (CR)

(Contract Size: 100 Securities, Exercise Style: American, Physical Delivery)

Exercise Price	Call Options														Put Options											Exercise Price		
	March 2019				April 2019				Other Months		March 2019				April 2019				Other Months									
	Open price	Price max	Price min	Last price	Closing price	Volume	Open Interest	Open price	Price max	Price min	Last price	Closing price	Volume	Open Interest	Volume	Open Interest	Open price	Price max	Price min	Last price	Closing price	Volume	Open Interest	Volume	Open Interest			
3.400	0.000	0.000	0.000	0.001	-	-										0.000	0.000	0.000	1.89	-	-						0.034	
Totals:					0	325						0	0	0	100						0	0			0	21	0	170
Number of Trades:						0							0		0							0.00			0		0	

OPAP (CR)

(Contract Size: 100 Securities, Exercise Style: American, Physical Delivery)

Exercise Price	Call Options														Put Options																	
	March 2019						April 2019						Other Months		March 2019						April 2019						Other Months		Exercise Price			
	Open price	Price max	Price min	Last price	Closing price	Volume	Open Interest	Open price	Price max	Price min	Last price	Closing price	Volume	Open Interest	Volume	Open Interest	Open price	Price max	Price min	Last price	Closing price	Volume	Open Interest	Open price	Price max	Price min	Last price	Closing price		Volume	Open Interest	Volume
5.600	0.000	0.000	0.000	3.47	-	-	-	-	-	-	-	-	-	-	-	0.000	0.000	0.000	0.001	-	-	-	-	-	-	-	-	-		-	-	-
6.000	0.000	0.000	0.000	3.07	-	-	-	-	-	-	-	-	-	-	-	0.000	0.000	0.000	0.001	-	-	-	-	-	-	-	-	-	-	-	-	0.060
6.400	0.000	0.000	0.000	2.67	-	-	0.000	0.000	0.000	2.69	-	-	-	-	-	0.000	0.000	0.000	0.001	-	-	0.000	0.000	0.000	0.001	-	-	-	-	-	0.064	
6.800	0.000	0.000	0.000	2.27	-	-	0.000	0.000	0.000	2.29	-	-	-	-	-	0.000	0.000	0.000	0.001	-	-	0.000	0.000	0.000	0.001	-	-	-	-	-	0.068	
7.200	0.000	0.000	0.000	1.87	-	-	0.000	0.000	0.000	1.89	-	-	-	-	-	0.000	0.000	0.000	0.001	-	-	0.000	0.000	0.000	0.001	-	-	-	-	-	0.072	
7.600	0.000	0.000	0.000	1.47	-	-	0.000	0.000	0.000	1.49	-	-	-	-	-	0.000	0.000	0.000	0.001	-	-	0.000	0.000	0.000	0.006	-	-	-	-	-	0.076	
8.000	0.000	0.000	0.000	1.08	-	-	0.000	0.000	0.000	1.11	-	-	-	-	-	0.000	0.000	0.000	0.001	-	-	0.000	0.000	0.000	0.024	-	-	-	-	-	0.080	
8.400	0.000	0.000	0.000	0.680	-	-	0.000	0.000	0.000	0.769	-	-	-	-	-	0.000	0.000	0.000	0.005	-	-	0.000	0.000	0.000	0.078	-	-	-	-	-	0.084	
8.800	0.000	0.000	0.000	0.328	-	30	0.000	0.000	0.000	0.483	-	-	-	-	-	0.000	0.000	0.000	0.053	-	21	0.000	0.000	0.000	0.192	-	-	-	-	-	0.088	
9.200	0.000	0.000	0.000	0.101	-	60	0.000	0.000	0.000	0.273	-	-	-	-	-	0.000	0.000	0.000	0.226	-	30	0.000	0.000	0.000	0.382	-	-	-	-	-	0.092	
9.600	0.000	0.000	0.000	0.017	-	-	0.000	0.000	0.000	0.137	-	-	-	-	-	0.000	0.000	0.000	0.543	-	-	0.000	0.000	0.000	0.647	-	-	-	-	-	0.096	
10.000	0.000	0.000	0.000	0.001	-	-	0.000	0.000	0.000	0.060	-	-	-	-	-	0.000	0.000	0.000	0.930	-	-	0.000	0.000	0.000	0.973	-	-	-	-	-	0.100	
11.000	0.000	0.000	0.000	0.001	-	-	0.000	0.000	0.000	0.005	-	-	-	-	-	0.000	0.000	0.000	1.93	-	-	0.000	0.000	0.000	1.93	-	-	-	-	-	0.110	
12.000	0.000	0.000	0.000	0.001	-	-	0.000	0.000	0.000	0.001	-	-	-	-	-	0.000	0.000	0.000	2.93	-	-	0.000	0.000	0.000	2.93	-	-	-	-	-	0.120	
13.000	0.000	0.000	0.000	0.001	-	-	0.000	0.000	0.000	0.001	-	-	-	-	-	0.000	0.000	0.000	3.93	-	-	0.000	0.000	0.000	3.93	-	-	-	-	-	0.130	
14.000	0.000	0.000	0.000	0.001	-	-	-	-	-	-	-	-	-	-	-	0.000	0.000	0.000	4.93	-	-	-	-	-	-	-	-	-	-	-	0.140	
15.000	0.000	0.000	0.000	0.002	-	-	-	-	-	-	-	-	-	-	-	0.000	0.000	0.000	5.93	-	-	-	-	-	-	-	-	-	-	-	0.150	
Totals:					0	90					0	0	0	0					0	51				0	0	0	0	0	0			
Number of Trades:						0						0	0	0					0.00					0	0	0	0	0	0			

OTE (CR)

(Contract Size: 100 Securities, Exercise Style: American, Physical Delivery)

Exercise Price	Call Options														Put Options																			
	March 2019						April 2019						Other Months		March 2019						April 2019						Other Months		Exercise Price					
	Open price	Price max	Price min	Last price	Closing price	Volume	Open Interest	Open price	Price max	Price min	Last price	Closing price	Volume	Open Interest	Volume	Open Interest	Open price	Price max	Price min	Last price	Closing price	Volume	Open Interest	Open price	Price max	Price min	Last price	Closing price		Volume	Open Interest	Volume	Open Interest	
7.600	0.000	0.000	0.000	3.15	-	-	-	-	-	-	-	-	-	-	-	0.000	0.000	0.000	0.001	-	-	-	-	-	-	-	-	-		-	-	-	0.076	
8.000	0.000	0.000	0.000	2.75	-	-	0.000	0.000	0.000	2.77	-	-	-	-	-	0.000	0.000	0.000	0.001	-	-	-	-	-	-	0.000	0.000	0.000	0.001	-	-	-	0.080	
8.400	0.000	0.000	0.000	2.36	-	-	0.000	0.000	0.000	2.37	-	-	-	-	-	0.000	0.000	0.000	0.001	-	-	-	-	-	-	0.000	0.000	0.000	0.001	-	-	-	0.084	
8.800	0.000	0.000	0.000	1.96	-	-	0.000	0.000	0.000	1.97	-	-	-	-	-	0.000	0.000	0.000	0.001	-	-	-	-	-	-	0.000	0.000	0.000	0.002	-	-	-	0.088	
9.200	0.000	0.000	0.000	1.56	-	-	0.000	0.000	0.000	1.58	-	-	-	-	-	0.000	0.000	0.000	0.001	-	-	-	-	-	-	0.000	0.000	0.000	0.010	-	-	-	0.092	
9.600	0.000	0.000	0.000	1.16	-	-	0.000	0.000	0.000	1.21	-	-	-	-	-	0.000	0.000	0.000	0.005	-	-	-	-	-	-	0.000	0.000	0.000	0.034	-	-	-	0.096	
10.000	0.000	0.000	0.000	0.786	-	-	0.000	0.000	0.000	0.864	-	-	-	-	-	0.000	0.000	0.000	0.030	-	-	-	-	-	-	0.000	0.000	0.000	0.090	-	-	-	0.100	
11.000	0.000	0.000	0.000	0.149	-	-	0.000	0.000	0.000	0.265	-	-	-	-	-	0.000	0.000	0.000	0.393	-	-	-	-	-	-	0.000	0.000	0.000	0.490	-	-	-	0.110	
12.000	0.000	0.000	0.000	0.007	-	-	0.000	0.000	0.000	0.047	-	-	-	-	-	0.000	0.000	0.000	1.25	-	-	-	-	-	-	0.000	0.000	0.000	1.28	-	-	-	0.120	
13.000	0.000	0.000	0.000	0.002	-	-	0.000	0.000	0.000	0.004	-	-	-	-	-	0.000	0.000	0.000	2.25	-	-	-	-	-	-	0.000	0.000	0.000	2.25	-	-	-	0.130	
14.000	0.000	0.000	0.000	0.001	-	-	0.000	0.000	0.000	0.001	-	-	-	-	-	0.000	0.000	0.000	3.25	-	-	-	-	-	-	0.000	0.000	0.000	3.25	-	-	-	0.140	
15.000	0.000	0.000	0.000	0.001	-	-	0.000	0.000	0.000	0.001	-	-	-	-	-	0.000	0.000	0.000	4.25	-	-	-	-	-	-	0.000	0.000	0.000	4.25	-	-	-	0.150	
16.000	0.000	0.000	0.000	0.001	-	-	0.000	0.000	0.000	0.001	-	-	-	-	-	0.000	0.000	0.000	5.25	-	-	-	-	-	-	0.000	0.000	0.000	5.25	-	-	-	0.160	
17.000	0.000	0.000	0.000	0.001	-	-	-	-	-	-	-	-	-	-	-	0.000	0.000	0.000	6.25	-	-	-	-	-	-	-	-	-	-	-	-	0.170		
Totals:						0	0						0	0	0	0								0	0						0	0	0	0
Number of Trades:						0							0		0									0.00							0		0	

PIRAEUS BANK (CR)

(Contract Size: 100 Securities, Exercise Style: American, Physical Delivery)

Call Options														Put Options																		
March 2019							April 2019							Other Months		March 2019							April 2019							Other Months		Exercise Price
Open price	Price max	Price min	Last price	Closing price	Volume	Open Interest	Open price	Price max	Price min	Last price	Closing price	Volume	Open Interest	Volume	Open Interest	Open price	Price max	Price min	Last price	Closing price	Volume	Open Interest	Open price	Price max	Price min	Last price	Closing price	Volume	Open Interest	Volume	Open Interest	
0.300	0.000	0.000	0.000	0.900	-	-	0.000	0.000	0.000	0.901	-	-				0.000	0.000	0.000	0.001	-	-	0.000	0.000	0.000	0.001	-	-				0.003	
0.350	0.000	0.000	0.000	0.850	-	-	0.000	0.000	0.000	0.851	-	-				0.000	0.000	0.000	0.001	-	-	0.000	0.000	0.000	0.001	-	-				0.004	
0.400	0.000	0.000	0.000	0.800	-	-	0.000	0.000	0.000	0.801	-	-				0.000	0.000	0.000	0.004	-	-	0.000	0.000	0.000	0.002	-	-				0.004	
0.450	0.000	0.000	0.000	0.750	-	-	0.000	0.000	0.000	0.751	-	-				0.000	0.000	0.000	0.002	-	-	0.000	0.000	0.000	0.001	-	-				0.005	
0.500	0.000	0.000	0.000	0.700	-	-	0.000	0.000	0.000	0.701	-	-				0.000	0.000	0.000	0.002	-	-	0.000	0.000	0.000	0.001	-	-				0.005	
0.550	0.000	0.000	0.000	0.650	-	3	0.000	0.000	0.000	0.651	-	-				0.000	0.000	0.000	0.001	-	-	0.000	0.000	0.000	0.001	-	-				0.006	
0.600	0.000	0.000	0.000	0.600	-	50	0.000	0.000	0.000	0.602	-	-				0.000	0.000	0.000	0.001	-	-	0.000	0.000	0.000	0.001	-	-				0.006	
0.650	0.000	0.000	0.000	0.550	-	-	0.000	0.000	0.000	0.552	-	-				0.000	0.000	0.000	0.001	-	-	0.000	0.000	0.000	0.002	-	-				0.007	
0.700	0.000	0.000	0.000	0.500	-	-	0.000	0.000	0.000	0.502	-	-				0.000	0.000	0.000	0.001	-	-	0.000	0.000	0.000	0.005	-	-				0.007	
0.750	0.000	0.000	0.000	0.450	-	-	0.000	0.000	0.000	0.453	-	-				0.000	0.000	0.000	0.002	-	-	0.000	0.000	0.000	0.001	-	-				0.008	
0.800	0.000	0.000	0.000	0.401	-	-	0.000	0.000	0.000	0.404	-	-				0.000	0.000	0.000	0.004	-	-	0.000	0.000	0.000	0.002	-	-				0.008	
0.850	0.000	0.000	0.000	0.351	-	-	0.000	0.000	0.000	0.356	-	-				0.000	0.000	0.000	0.011	-	-	0.000	0.000	0.000	0.004	-	-				0.009	
0.900	0.000	0.000	0.000	0.301	-	-	0.000	0.000	0.000	0.311	-	-				0.000	0.000	0.000	0.001	-	-	0.000	0.000	0.000	0.008	-	-				0.009	
0.950	0.000	0.000	0.000	0.253	-	-	0.000	0.000	0.000	0.267	-	20				0.000	0.000	0.000	0.002	-	-	0.000	0.000	0.000	0.015	-	-				0.010	
1.000	0.000	0.000	0.000	0.207	-	-	0.000	0.000	0.000	0.226	-	20				0.000	0.000	0.000	0.006	-	-	0.000	0.000	0.000	0.024	-	-				0.010	
1.100	0.000	0.000	0.000	0.125	-	-	0.000	0.000	0.000	0.157	-	-				0.000	0.000	0.000	0.024	-	-	0.000	0.000	0.000	0.054	-	-				0.011	
1.200	0.000	0.000	0.000	0.065	-	10	0.000	0.000	0.000	0.101	-	-				0.000	0.000	0.000	0.064	-	40	0.000	0.000	0.000	0.099	-	-				0.012	
1.300	0.000	0.000	0.000	0.029	-	-	0.000	0.000	0.000	0.064	-	-				0.000	0.000	0.000	0.128	-	-	0.000	0.000	0.000	0.161	-	-				0.013	
1.400	0.000	0.000	0.000	0.011	-	-	0.000	0.000	0.000	0.038	-	-				0.000	0.000	0.000	0.210	-	-	0.000	0.000	0.000	0.235	-	-				0.014	
1.500	0.000	0.000	0.000	0.004	-	-	0.000	0.000	0.000	0.021	-	-				0.000	0.000	0.000	0.303	-	-	0.000	0.000	0.000	0.319	-	-				0.015	
1.600	0.000	0.000	0.000	0.001	-	-	0.000	0.000	0.000	0.012	-	-				0.000	0.000	0.000	0.401	-	-	0.000	0.000	0.000	0.409	-	-				0.016	
1.700	0.000	0.000	0.000	0.001	-	-	0.000	0.000	0.000	0.006	-	-				0.000	0.000	0.000	0.500	-	-	0.000	0.000	0.000	0.504	-	-				0.017	
1.800	0.000	0.000	0.000	0.001	-	-	0.000	0.000	0.000	0.003	-	-				0.000	0.000	0.000	0.600	-	-	0.000	0.000	0.000	0.601	-	-				0.018	
1.900	0.000	0.000	0.000	0.001	-	-					-	-				0.000	0.000	0.000	0.700	-	-					-	-				0.019	
2.000	0.000	0.000	0.000	0.009	-	-					-	-				0.000	0.000	0.000	0.800	-	-					-	-				0.020	
2.200	0.000	0.000	0.000	0.005	-	-					-	-				0.000	0.000	0.000	1.00	-	-					-	-				0.022	
2.400	0.000	0.000	0.000	0.003	-	-					-	-				0.000	0.000	0.000	1.20	-	-					-	-				0.024	
2.600	0.000	0.000	0.000	0.002	-	-					-	-				0.000	0.000	0.000	1.40	-	-					-	-				0.026	
2.800	0.000	0.000	0.000	0.001	-	-					-	-				0.000	0.000	0.000	1.60	-	-					-	-				0.028	
3.000	0.000	0.000	0.000	0.001	-	-					-	-				0.000	0.000	0.000	1.80	-	-					-	-				0.030	
3.200	0.000	0.000	0.000	0.003	-	-					-	-				0.000	0.000	0.000	2.00	-	-					-	-				0.032	
3.400	0.000	0.000	0.000	0.002	-	-					-	-				0.000	0.000	0.000	2.20	-	-					-	-				0.034	
3.600	0.000	0.000	0.000	0.001	-	-					-	-				0.000	0.000	0.000	2.40	-	-					-	-				0.036	
3.800	0.000	0.000	0.000	0.001	-	-					-	-				0.000	0.000	0.000	2.60	-	-					-	-				0.038	
4.000	0.000	0.000	0.000	0.003	-	-					-	-				0.000	0.000	0.000	2.80	-	-					-	-				0.040	
4.400	0.000	0.000	0.000	0.001	-	-					-	-				0.000	0.000	0.000	3.20	-	-					-	-				0.044	

PIRAEUS BANK (CR)

(Contract Size: 100 Securities, Exercise Style: American, Physical Delivery)

Exercise Price	Call Options														Put Options											Exercise Price							
	March 2019							April 2019							Other Months		March 2019							April 2019				Other Months					
	Open price	Price max	Price min	Last price	Closing price	Volume	Open Interest	Open price	Price max	Price min	Last price	Closing price	Volume	Open Interest	Volume	Open Interest	Open price	Price max	Price min	Last price	Closing price	Volume	Open Interest	Open price	Price max		Price min	Last price	Closing price	Volume	Open Interest	Volume	Open Interest
4.800	0.000	0.000	0.000		0.001	-	-										0.000	0.000	0.000		3.60	-	-										0.048
5.200	0.000	0.000	0.000		0.001	-	-										0.000	0.000	0.000		4.00	-	-									0.052	
Totals:						0	63							0	40	0	10							0	40					0	0	0	0
Number of Trades:						0							0			0							0.00					0					

PPC (CR)

(Contract Size: 100 Securities, Exercise Style: American, Physical Delivery)

Call Options															Put Options																		
Exercise Price	March 2019						April 2019						Other Months			March 2019						April 2019						Other Months			Exercise Price		
	Open price	Price max	Price min	Last price	Closing price	Volume	Open Interest	Open price	Price max	Price min	Last price	Closing price	Volume	Open Interest	Volume	Open Interest	Open price	Price max	Price min	Last price	Closing price	Volume	Open Interest	Open price	Price max	Price min	Last price	Closing price	Volume	Open Interest		Volume	Open Interest
0.850	0.000	0.000	0.000		0.661	-	-										0.000	0.000	0.000		0.001	-	-										0.009
0.900	0.000	0.000	0.000		0.611	-	-	0.000	0.000	0.000		0.612	-	-			0.000	0.000	0.000		0.003	-	-	0.000	0.000	0.000		0.002	-	-			0.009
0.950	0.000	0.000	0.000		0.561	-	-	0.000	0.000	0.000		0.562	-	-			0.000	0.000	0.000		0.001	-	-	0.000	0.000	0.000		0.001	-	-			0.010
1.000	0.000	0.000	0.000		0.511	-	-	0.000	0.000	0.000		0.513	-	-			0.000	0.000	0.000		0.001	-	-	0.000	0.000	0.000		0.001	-	-			0.010
1.100	0.000	0.000	0.000		0.411	-	-	0.000	0.000	0.000		0.413	-	-			0.000	0.000	0.000		0.003	-	-	0.000	0.000	0.000		0.001	-	-			0.011
1.200	0.000	0.000	0.000		0.312	-	-	0.000	0.000	0.000		0.316	-	-			0.000	0.000	0.000		0.001	-	-	0.000	0.000	0.000		0.003	-	-			0.012
1.300	0.000	0.000	0.000		0.218	-	1	0.000	0.000	0.000		0.226	-	26			0.000	0.000	0.000		0.007	-	-	0.000	0.000	0.000		0.013	-	-			0.013
1.400	0.000	0.000	0.000		0.137	-	-	0.000	0.000	0.000		0.148	-	-			0.000	0.000	0.000		0.026	-	-	0.000	0.000	0.000		0.035	-	-			0.014
1.500	0.000	0.000	0.000		0.075	-	-	0.000	0.000	0.000		0.089	-	43			0.000	0.000	0.000		0.064	-	-	0.000	0.000	0.000		0.075	-	-			0.015
1.600	0.000	0.000	0.000		0.036	-	-	0.000	0.000	0.000		0.049	-	-			0.000	0.000	0.000		0.125	-	-	0.000	0.000	0.000		0.135	-	-			0.016
1.700	0.000	0.000	0.000		0.015	-	-	0.000	0.000	0.000		0.024	-	50			0.000	0.000	0.000		0.204	-	-	0.000	0.000	0.000		0.210	-	-			0.017
1.800	0.000	0.000	0.000		0.005	-	-	0.000	0.000	0.000		0.011	-	-			0.000	0.000	0.000		0.295	-	-	0.000	0.000	0.000		0.298	-	-			0.018
1.900	0.000	0.000	0.000		0.002	-	-	0.000	0.000	0.000		0.004	-	-			0.000	0.000	0.000		0.391	-	-	0.000	0.000	0.000		0.392	-	-			0.019
2.000	0.000	0.000	0.000		0.001	-	-	0.000	0.000	0.000		0.002	-	-			0.000	0.000	0.000		0.490	-	-	0.000	0.000	0.000		0.490	-	-			0.020
2.200	0.000	0.000	0.000		0.001	-	-	0.000	0.000	0.000		0.001	-	-			0.000	0.000	0.000		0.690	-	-	0.000	0.000	0.000		0.690	-	-			0.022
2.400	0.000	0.000	0.000		0.001	-	-										0.000	0.000	0.000		0.890	-	-										0.024
2.600	0.000	0.000	0.000		0.001	-	-										0.000	0.000	0.000		1.09	-	-										0.026
2.800	0.000	0.000	0.000		0.002	-	-										0.000	0.000	0.000		1.29	-	-										0.028
3.000	0.000	0.000	0.000		0.001	-	-										0.000	0.000	0.000		1.49	-	-										0.030
3.200	0.000	0.000	0.000		0.001	-	-										0.000	0.000	0.000		1.69	-	-										0.032
3.400	0.000	0.000	0.000		0.001	-	-										0.000	0.000	0.000		1.89	-	-										0.034
3.600	0.000	0.000	0.000		0.001	-	-										0.000	0.000	0.000		2.09	-	-										0.036
3.800	0.000	0.000	0.000		0.001	-	-										0.000	0.000	0.000		2.29	-	-										0.038
4.000	0.000	0.000	0.000		0.001	-	-										0.000	0.000	0.000		2.49	-	-										0.040
Totals:						0	1						0	119	0	80						0	0						0	0	0	0	
Number of Trades:						0							0		0							0.00							0		0		

Lending Products	Underlying Title	Open Interest[5]	Multilateral Transactions[1]				Bilateral Transactions[2]		Stock Borrowing through OTC (volume)[3]
			Volume(Offered)	Average Weighted	Transactions volume	Average Weighted	Transactions Volume	Average Weighted	Transactions Volume
ADMIEBOR	ADMIE (IPTO) HOLDING S.A. (CR)	5,100	---	---	600	2.87%	---	---	---
AEGNBOR	AEGEAN AIRLINES (CR)	3,445	---	---	---	---	---	---	6,830
ALPHABOR	ALPHA BANK (CR)	1	---	---	---	---	---	---	38,539,980
ALMYBOR	ALUMIL (CR)	---	---	---	---	---	---	---	---
TATTBOR	ATTICA BANK S.A. (CR)	8,819	---	---	---	---	---	---	370
EEEBOR	CC HBC AG (CR)	2,290	---	---	---	---	---	---	70,546
CENERBOR	CENERGY HOLDINGS (CB)	---	---	---	---	---	---	---	---
ELLAKTORBOR	ELLAKTOR (CR)	4,909	---	---	4,091	3.29%	---	---	1,898
EUROBBOR	EUROBANK ERGASIAS (CR)	31,968	---	---	9	9.71%	5,500	0.01%	91,853,926
EYDAPBOR	EYDAP S.A. (CR)	2,300	---	---	---	---	---	---	102,799
FFGRPBOR	FOLLI FOLLIE (CR)	---	---	---	---	---	---	---	1,330,961
FOYRKBOR	FOURLIS (CR)	1,200	---	---	---	---	---	---	30,096
GEKTERNABOR	GEK TERNA (CR)	---	---	---	---	---	---	---	1,293
SARBOR	GR. SARANTIS S.A. (CR)	452	---	---	---	---	---	---	390
EUPROBOR	GRIVALIA PROPERTIES (CR)	1,151	---	---	---	---	---	---	35,972
EXAEBOR	HELLENIC EXCHANGES-A.S.E. (CR)	500	---	---	---	---	---	---	167,723
ELPEBOR	HELLENIC PETROLEUM (CR)	2,700	---	---	---	---	---	---	64,983
INTRKBOR	INTRACOM HOLDINGS (CR)	---	---	---	---	---	---	---	---
INLOTBOR	INTRALOT (CR)	16,000	---	---	13,000	3.35%	---	---	184,512
BELABOR	JUMBO SA (CR)	22,550	---	---	---	---	---	---	76,338
LAMDABOR	LAMDA DEVELOPMENT SA (CR)	---	---	---	---	---	---	---	---
MIGBOR	MARFIN INVESTMENT GROUP (CR)	---	---	---	---	---	---	---	744,474
MOHBOR	MOTOR OIL (CR)	21,994	---	---	---	---	---	---	61,490
MYTILBOR	MYTILINEOS HOLDINGS (CR)	6,500	---	---	---	---	---	---	96,365
ETEBOR	NATIONAL BANK (CR)	35,000	---	---	4,422	3.70%	---	---	12,177,106
OPAPBOR	OPAP (CR)	3,300	---	---	---	---	---	---	1,272,668
HTOBOR	OTE (CR)	29,043	---	---	---	---	---	---	522,090
PPABOR	P.P.A. S.A. (CR)	1,201	---	---	---	---	---	---	2,901
TPEIRBOR	PIRAEUS BANK (CR)	11,197	---	---	---	---	---	---	27,012,136
PLAISBOR	PLAISIO COMPUTERS SA (CR)	---	---	---	---	---	---	---	---
PPCBOR	PPC (CR)	1,000	---	---	---	---	---	---	6,503,560

Stock Lending Notes

[1] - Multilateral contracts Lending or Borrowing as per Methods 8-1, 8-2 and 8-3-3 (According to ATHEX BoD Resolution No.17)

[2] - Bilateral Contracts Lending or Borrowing as per Methods 8-3-1 and 8-3-2 (According to ATHEX BoD Resolution No.20)

[3] - The information concerning OTC Stock Borrowing Transactions is based on the statements of the Dematerialised Securities System (DSS) operators involved and refers to volumes that have been registered up until the previous working day.

[4] - Average Price (Volume weighted)

[5] - The Data concerning Open Interest before the start of trading session

Lending Products	Underlying Title	Open Interest[5]	Multilateral Transactions[1]				Bilateral Transactions[2]		Stock Borrowing through OTC (volume)[3]
			Volume(Offered)	Average Weighted	Transactions volume	Average Weighted	Transactions Volume	Average Weighted	Transactions Volume
QUALBOR	QUALITY & RELIABILITY SA (CR)	---	---	---	---	---	---	---	---
TENERGYBOR	TERNA ENERGY (CR)	9,161	---	---	1,500	2.65%	---	---	15,892
TITKBOR	TITAN CEMENT (CR)	2,384	---	---	---	---	---	---	22,666
VIQBOR	VIOHALCO SA/NV (CB)	5,310	---	---	---	---	---	---	---

Stock Lending Notes

[1] - Multilateral contracts Lending or Borrowing as per Methods 8-1, 8-2 and 8-3-3 (According to ATHEX BoD Resolution No.17)

[2] - Bilateral Contracts Lending or Borrowing as per Methods 8-3-1 and 8-3-2 (According to ATHEX BoD Resolution No.20)

[3] - The information concerning OTC Stock Borrowing Transactions is based on the statements of the Dematerialised Securities System (DSS) operators involved and refers to volumes that have been registered up until the previous working day.

[4] - Average Price (Volume weighted)

[5] - The Data concerning Open Interest before the start of trading session

Sectors codification for listed companies

533	-	Exploration & Production	537	-	Integrated Oil & Gas
1353	-	Commodity Chemicals	1357	-	Specialty Chemicals
1753	-	Aluminum	1755	-	Nonferrous Metals
1757	-	Steel	1775	-	General Mining
2353	-	Building Materials & Fixtures	2357	-	Heavy Construction
2723	-	Containers & Packaging	2727	-	Diversified Industrials
2733	-	Electrical Components & Equipment	2753	-	Commercial Vehicles & Trucks
2757	-	Industrial Machinery	2773	-	Marine Transportation
2777	-	Transportation Services	2791	-	Business Support Services
2797	-	Industrial Suppliers	3535	-	Distillers & Vintners
3537	-	Soft Drinks	3573	-	Farming Fishing & Plantations
3577	-	Food Products	3722	-	Durable Household Products
3726	-	Furnishings	3728	-	Home Construction
3747	-	Toys	3763	-	Clothing & Accessories
3765	-	Footwear	3767	-	Personal Products
3785	-	Tobacco	4533	-	Health Care Providers
4535	-	Medical Equipment	4577	-	Pharmaceuticals
5337	-	Food Retailers & Wholesalers	5371	-	Apparel Retailers
5373	-	Broadline Retailers	5375	-	Home Improvement Retailers
5379	-	Specialty Retailers	5553	-	Broadcasting & Entertainment
5555	-	Media Agencies	5557	-	Publishing
5751	-	Airlines	5752	-	Gambling
5753	-	Hotels	5755	-	Recreational Services
5757	-	Restaurants & Bars	5759	-	Travel & Tourism
6535	-	Fixed Line Telecommunications	6575	-	Mobile Telecommunications
7535	-	Conventional Electricity	7537	-	Alternative Electricity
7577	-	Water	8355	-	Banks
8534	-	Insurance Brokers	8536	-	Property & Casualty Insurance
8633	-	Real Estate Holding & Development	8637	-	Real Estate Services
8671	-	Industrial & Office REITs	8674	-	Diversified REITs
8675	-	Specialty REITs	8775	-	Specialty Finance
8777	-	Investment Services	8985	-	Equity Investment Instruments
9533	-	Computer Services	9535	-	Internet
9537	-	Software	9572	-	Computer Hardware
9574	-	Electronic Office Equipment	9578	-	Telecommunications Equipment
12003	-	ETF			



ATHEX
Athens Stock Exchange

Λεωφ. Αθηνών 110 104 42 Αθήνα
110, Athinon Ave. GR 104 42 Athens
tel. (+30)210-33.66.800, fax (+30)210-33.66.101
www.athexgroup.gr