

19

**Ημερήσιο Δελτίο  
Συναλλακτικής Δραστηριότητας**

Daily Official List  
of Trading Activity

Monday, 4 February, 2019  
Year: 140 Trading Day No: 24



**ATHEXGROUP**  
Athens Exchange Group

**Disclaimer:**

Hellenic Exchanges-Athens Stock Exchange S.A endeavours to ensure that the data and other material ("Information") presented on the Daily Official List are accurate and complete, but it is not liable for any errors or omissions of data or /and for the accuracy, credibility, updating and completeness of the aforesaid information nor it has any liability arising directly or indirectly from the use of the above Information.

The Company is not liable for the accuracy of the data included in listed companies' announcements. Only the sender of such an announcement is fully and solely liable for any infringement of third party's rights from the content of such announcement. All contents of the Daily Official List are provided only for information purposes and do not constitute investment advice or solicitation to invest in securities or other products listed for trading on the Exchange.

You acknowledge and agree that the Company is the owner of any property rights related to any Information appearing on the Daily Official List including intellectual property rights copyright, trademarks, etc.

The above data are a property of the Hellenic Exchanges-Athens Exchange and are copyright protected. Users are forbidden to reproduce, modify, copy, sale, transmit or redistribute, by all reproduction means and methods, part or the whole of the above data, without reference to their source.

The commercial exploitation of these data is, also, forbidden by third parties. Hellenic Exchanges-Athens Exchange does not carry any responsibility, direct or indirect, derived from usage or accidental alteration of the above data when used by third parties.

---

**Hellenic Exchanges – Athens Stock Exchange S.A.**

110 Athinon Ave., 10442 Athens, Tel: (210) 33.66.800, Fax: (210) 32.13.938

[www.athexgroup.gr](http://www.athexgroup.gr)

---

**Thessalonica Stock Exchange Center (T.S.E.C)**

16-18 Katouni Str., Thessalonica 546 25 Tel: (2310) 567.667, Fax: (2310) 530.545

---

**Athex Members Guarantee Fund**

14-16 Fidiou Str., Athens 106 78, Tel: (210) 33.04.682, Fax: (210) 33.04.155

---

**Hellenic Republic Capital Market Commission**

1 Kolokotroni Str. & 1 Stadiou Str., Athens 10562 Tel: (210) 33.77.100 Fax: (210) 33.77.173

---

**Table of Contents**

---

**Section 1: Statistical Figures of Securities, Derivatives and Lending**

Summary of Markets

Athex Indices

Analytic Figures for Athex Market's Boards and Categories

Trading Details by Athex Sectors and Financial Instruments (ETFs)

Top 10 best &amp; worst performing Shares

Derivatives Summary

**Section 2: Analytic Figures of Shares Transactions**

Analytic Figures of Shares Transactions

Shares' Notes

**Section 3: Figures of Securities Transactions**

Securities Blocks Details

Shares Rights Details

Stock Borrowing

Securities Forced Sales

Forced Sales Registered Shares

Exchange Traded Funds (ETFs) Characteristics

**Section 5: Bonds traded in Fixed Income Assets Market**

Convertible Corporate Bonds - Regulated Market

Non Convertible Corporate Bonds - Regulated Market

Government Bonds

Treasury Bills &amp; Zero Coupon Government Bonds

Government Bonds Traded with the Open Outcry Method

State Banks Bonds

**Section 6: Additional Infos**

Athex &amp; ATHEXClear Members List

List of Stocks under Market Making operations

Equity Investment Instruments Acknowledgements

**Section 7: Derivatives Market Analytic Figures**

Index Futures

Stock Futures

Index Options

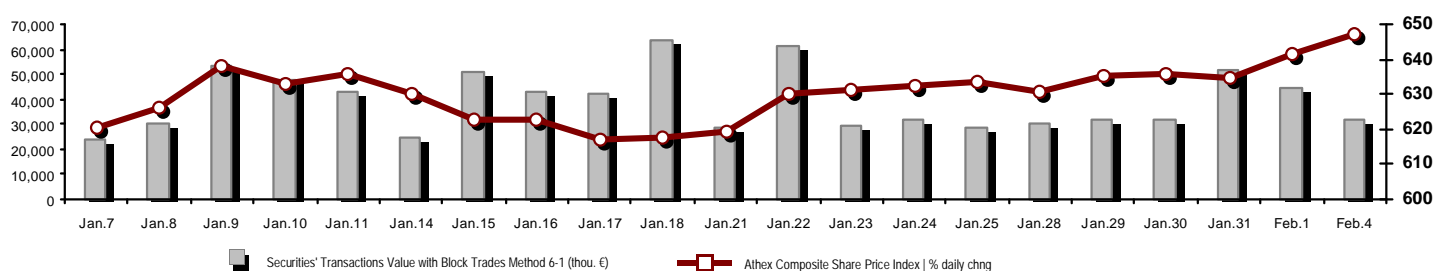
Stock Options

Stock Lending Analytic Figures

**Appendix A: Sectors codification for listed companies**

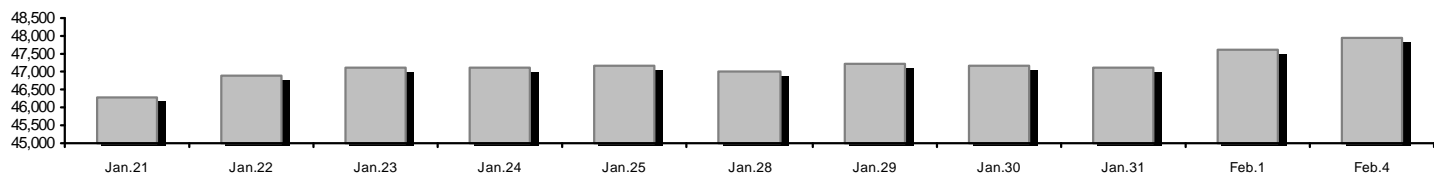
## Summary of Markets

Athex Composite Share Price Index vs Shares and Derivatives Transactions Value

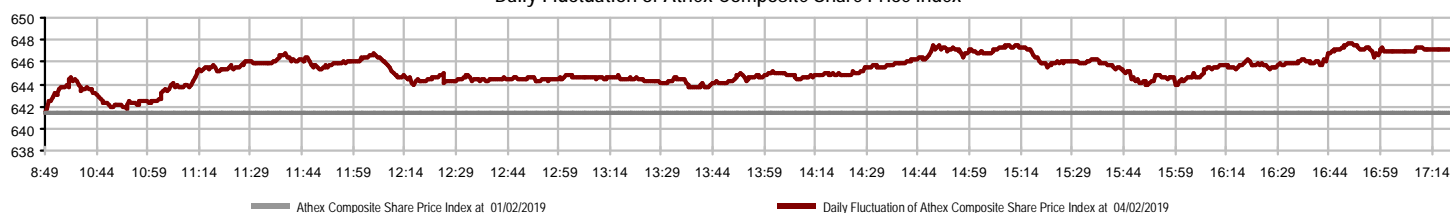


Athex Capitalisation (mill. €) **: 47,955.21	Derivatives Total Open Interest: 281,010
Daily change: mill. €   %: 334.69 0.70%	in Index Futures   % daily chng: 3,657 0.00%
Yearly Avg Capitalisation: mill. €   % chng prev year Avg: 46,505.62 -10.79%	in Stock Futures   % daily chng: 274,483 0.00%
Athex Composite Share Price Index   % daily chng: 647.19 0.89%	in Index Options   % daily chng: 1,709 0.00%
Athex Composite Share Price Index Capitalisation (mill. €): 42,646.51	in Stock Options   % daily chng: 1,161 0.00%
Daily change (mill. €): 312.02	
Securities' Transactions Value with Block Trades Method 6-1 (thou. €): 31,771.75	Derivatives Contracts Volume: 34,583
Daily change: %: -12,966.98 -28.98%	Daily change: pieces   %: 2,998 9.49%
YtD Avg Trans. Value: thou. €   % chng prev year Avg: 37,517.68 -31.69%	YtD Avg Derivatives Contracts % chng prev year Avg: 20,232 -63.88%
Blocks Transactions Value of Method 6-1 (thou. €): 0.00	Derivatives Trades Number: 3,125
Blocks Transactions Value of Method 6-2 & 6-3 (thou. €): 83.70	Daily change: number   %: 1,220 64.04%
Bonds Transactions Value (thou.€): 144.78	YtD Avg Trades number % chng prev year Avg: 1,905 -29.74%
Securities' Transactions Volume with Block Trades Method 6-1 (thou. Pieces): 21,290.03	Lending Total Open Interest: 332,077
Daily change: thou. pieces   %: -4,736.37 -18.20%	Daily change: pieces   %: 0 0.00%
YtD Avg Volume: % chng prev year Avg: 21,878.57 -41.11%	Lending Volume (Multilateral/Bilateral): 1,954
Blocks Transactions Volume of Method 6-1 (thou. Pieces): 0.00	Daily change: pieces   %: -73,420
Blocks Transactions Volume of Method 6-2 & 6-3 (thou. Pieces): 18.04	Multilateral Lending: 1,954
Bonds Transactions Volume: 142,000	Bilateral Lending: 0
Securities' Trades Number with Block Trades Method 6-1: 24,162	Lending Trades Number: 3
Daily change: number   %: 6,412 36.12%	Daily change: %: -14
YtD Avg Trades number % chng prev year Avg: 18,611 -8.46%	Multilateral Lending Trades Number: 3
Number of Blocks Method 6-1: 0	Bilateral Lending Trades Number: 0
Number of Blocks Method 6-2 & 6-3: 1	
Number of Bonds Transactions: 25	

Athex Capitalisation (mill. €) \*\*



Daily Fluctuation of Athex Composite Share Price Index



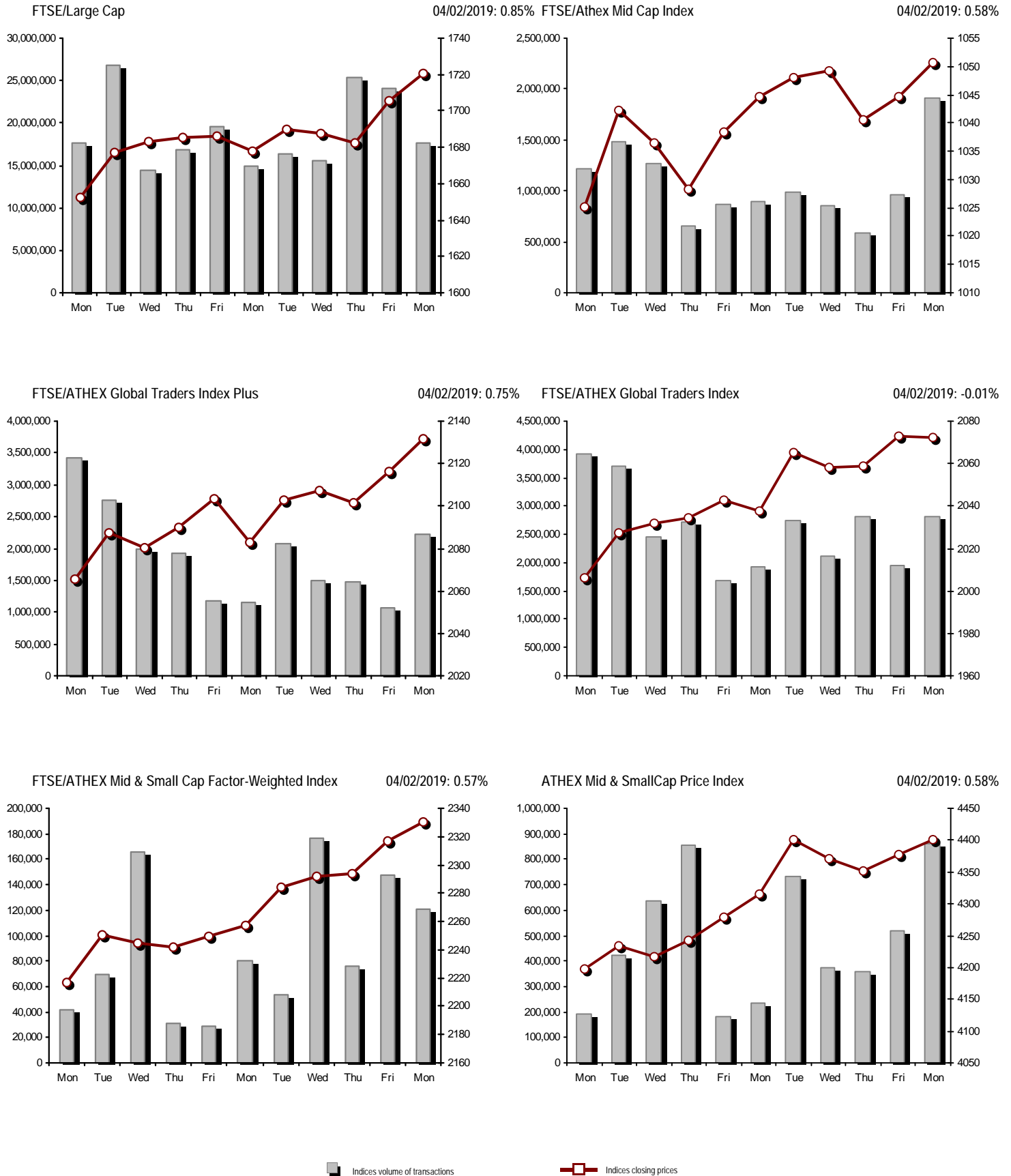
## Athex Indices

Index name	04/02/2019	01/02/2019	pts.	%	Min	Max	Year min	Year max	Year change
Athex Composite Share Price Index	647.19 #	641.48	5.71	0.89%	641.48	647.72	600.12	647.72	5.53% #
FTSE/Athex Large Cap	1,720.21 #	1,705.66	14.55	0.85%	1,705.66	1,720.44	1,580.73	1,720.44	6.95% #
FTSE/Athex Mid Cap Index	1,050.74 #	1,044.71	6.03	0.58%	1,042.02	1,053.92	945.49	1,056.70	7.76% #
FTSE/ATHEX-CSE Banking Index	298.90 #	291.35	7.55	2.59%	291.35	303.96	275.15	357.31	-10.17% €
FTSE/ATHEX Global Traders Index Plus	2,131.90 #	2,116.02	15.88	0.75%	2,114.66	2,131.98	1,947.04	2,131.98	6.89% #
FTSE/ATHEX Global Traders Index	2,072.61 €	2,072.76	-0.15	-0.01%	2,061.34	2,073.86	1,866.67	2,074.82	9.24% #
FTSE/ATHEX Mid & Small Cap Factor-Weighted Ind	2,329.97 #	2,316.82	13.15	0.57%	2,315.55	2,330.22	2,173.67	2,330.22	5.18% #
ATHEX Mid & SmallCap Price Index	4,401.41 #	4,376.21	25.20	0.58%	4,331.07	4,424.21	3,914.71	4,424.21	11.09% #
FTSE/Athex Market Index	427.11 #	423.52	3.59	0.85%	423.52	427.17	392.32	427.17	7.00% #
FTSE Med Index	4,320.22 #	4,310.53	9.69	0.22%			3,966.78	4,320.22	8.96% #
Athex Composite Index Total Return Index	1,027.18 #	1,018.11	9.07	0.89%	1,018.11	1,028.02	952.47	1,028.02	5.53% #
FTSE/Athex Large Cap Total Return	2,502.70 #	2,481.53	21.17	0.85%			2,321.35	2,502.70	6.95% #
FTSE/ATHEX Large Cap Net Total Return	754.03 #	747.65	6.38	0.85%	747.65	754.13	692.89	754.13	6.95% #
FTSE/Athex Mid Cap Total Return	1,296.88 #	1,289.44	7.44	0.58%			1,180.35	1,296.88	7.76% #
FTSE/ATHEX-CSE Banking Total Return Index	281.60 #	274.99	6.61	2.40%			265.40	334.65	-10.17% €
Hellenic Mid & Small Cap Index	958.57 #	952.00	6.57	0.69%	950.82	958.78	884.70	958.78	5.73% #
FTSE/Athex Banks	394.92 #	384.94	9.98	2.59%	384.94	401.61	363.54	472.09	-10.17% €
FTSE/Athex Financial Services	786.45 #	772.54	13.91	1.80%	772.54	786.75	744.92	787.43	0.79% #
FTSE/Athex Industrial Goods & Services	2,161.70 #	2,117.43	44.27	2.09%	2,117.43	2,167.15	1,884.26	2,167.15	13.21% #
FTSE/Athex Retail	69.24 €	70.72	-1.48	-2.09%	69.24	71.21	58.44	71.21	15.57% #
FTSE/ATHEX Real Estate	3,279.40 #	3,264.83	14.57	0.45%	3,264.83	3,309.37	2,928.70	3,309.37	8.59% #
FTSE/Athex Personal & Household Goods	7,718.13 €	7,729.94	-11.81	-0.15%	7,680.11	7,732.96	6,649.54	7,765.12	12.21% #
FTSE/Athex Food & Beverage	11,367.66 #	11,185.65	182.01	1.63%	11,185.45	11,367.97	10,000.70	11,367.97	12.43% #
FTSE/Athex Basic Resources	3,540.10 €	3,543.07	-2.97	-0.08%	3,426.27	3,543.07	3,146.82	3,619.37	7.90% #
FTSE/Athex Construction & Materials	2,613.14 #	2,590.68	22.46	0.87%	2,584.08	2,616.90	2,473.36	2,655.02	1.19% #
FTSE/Athex Oil & Gas	5,156.12 #	5,089.48	66.64	1.31%	5,052.32	5,156.12	4,670.67	5,156.12	6.09% #
FTSE/Athex Chemicals	9,275.98 €	9,319.13	-43.15	-0.46%	8,930.83	9,319.13	7,722.79	9,319.13	13.46% #
FTSE/Athex Travel & Leisure	1,470.57 #	1,470.18	0.39	0.03%	1,467.15	1,481.27	1,309.57	1,511.35	11.15% #
FTSE/Athex Technology	762.41 #	753.21	9.20	1.22%	750.75	765.65	692.80	765.65	7.50% #
FTSE/Athex Telecommunications	2,956.26 €	3,025.07	-68.81	-2.27%	2,945.25	3,025.07	2,614.94	3,071.87	12.81% #
FTSE/Athex Utilities	1,880.78 #	1,868.96	11.82	0.63%	1,865.83	1,883.05	1,729.19	1,886.80	6.92% #
Athex All Share Index	168.85 #	167.67	1.18	0.71%	168.85	168.85	157.01	168.85	6.86% #
Hellenic Corporate Bond Index	117.74 €	117.77	-0.03	-0.02%			116.31	117.77	1.21% #
Hellenic Corporate Bond Price Index	96.64 €	96.67	-0.03	-0.03%			95.72	96.67	0.89% #

Note 1: FTSE/Med 100, Hellenic Corporate Bond Price Index and Hellenic Corporate Bond Index closing prices refer to the previous trading day of 31/01/2019.

Note 2: The Hellenic Mid & Small Cap Index is a Customized index calculated by the Athens Exchange.

Athex Indices



## Analytic Figures for Athex Market's Boards and Categories

	Total Traded Securities	Main Market	Surveillance	Exchange Traded Funds (ETFs)
Totals	128	115	12	1
Gain / Lose / Same:	67 / 29 / 32	64 / 27 / 24	2 / 2 / 8	1 / 0 / 0
Athex Capitalisation (mill. €) **	47,955.21	47,751.29	203.92	
Daily Average Trans/ons Value(thou.€)	37,517.68	37,515.20	10.26	1.01
Transactions Value	31,855.45	31,835.83	17.04	2.58
Main Board:	31,771.75	31,752.13	17.04	2.58
Blocks Board 6_2_3:	83.70	83.70	0.00	0.00
Forced Sales Board:	0.00	0.00	0.00	0.00
Special Terms Board:	0.00	0.00	0.00	0.00
Daily Average Transactions Volume	21,878,568	21,782,709	99,546	60
Transactions Volume	21,308,071	21,134,961	172,960	150
Main Board:	21,290,032	21,116,922	172,960	150
Blocks Board 6_2_3:	18,039	18,039	0	0
Forced Sales Board:	0	0	0	0
Special Terms Board:	0	0	0	0
Daily Average Number of Trades	18,611	18,550	60	1
Number of Trades	24,163	24,083	77	3
Main Board:	24,162	24,082	77	3
Blocks Board 6_2_3:	1	1	0	0
Forced Sales Board:	0	0	0	0
Special Terms Board:	0	0	0	0

## Trading Details by Athex Sectors and Financial Instruments (ETFs)

Code	Sectors	Gain / Lose / Same	Number of Trades	Transactions Volume	Transactions Value	% of Total Trans. Value
8300	- Banks	6 / 0 / 0	13,134	15,747,644	12,101,455.74	37.99%
1700	- Basic Resources	3 / 1 / 2	182	101,477	123,291.68	0.39%
1300	- Chemicals	1 / 2 / 2	65	21,218	39,640.21	0.12%
2300	- Construction & Materials	7 / 4 / 2	1,514	663,737	1,594,871.10	5.01%
12000	- Financial Instruments	1 / 0 / 0	3	150	2,582.00	0.01%
8700	- Financial Services	2 / 1 / 0	434	808,877	306,372.23	0.96%
3500	- Food & Beverage	8 / 2 / 3	592	859,028	1,815,113.58	5.70%
4500	- Health Care	1 / 1 / 2	305	422,981	446,778.37	1.40%
2700	- Industrial Goods & Services	8 / 4 / 3	1,335	452,904	2,442,223.06	7.67%
8500	- Insurance	1 / 0 / 0	19	6,251	22,413.58	0.07%
5500	- Media	0 / 0 / 1	1	5	1.09	0.00%
500	- Oil & Gas	2 / 1 / 0	1,028	169,524	2,771,072.20	8.70%
3700	- Personal & Household Goods	5 / 4 / 6	982	196,477	1,431,120.71	4.49%
8600	- Real Estate	6 / 2 / 2	933	299,326	1,672,362.09	5.25%
5300	- Retail	2 / 2 / 1	40	16,079	30,813.53	0.10%
9500	- Technology	7 / 1 / 4	433	175,398	185,752.78	0.58%
6500	- Telecommunications	0 / 1 / 0	916	278,034	2,998,293.55	9.41%
5700	- Travel & Leisure	3 / 2 / 3	1,219	557,230	2,765,688.10	8.68%
7500	- Utilities	4 / 1 / 1	1,028	531,731	1,105,605.99	3.47%

## Top 10 best &amp; worst performing Shares

## Main Market

With positive Price change			With negative Price change		
	Closing price	change		Closing price	change
PIRAEUS BANK (CR)	0.65	14.03% #	KRETA FARM SA (CR)	0.932	-3.32% €
SELONDA AQUACULTURE SA (CR)	0.0528	13.30% #	OTE (CR)	10.74	-2.27% €
NIREFS SA (CR)	0.1684	5.38% #	AS COMPANY SA (CR)	2.82	-2.08% €
GEK TERNA (CR)	4.545	3.53% #	FOURLIS (CR)	4.37	-1.13% €
ATTICA HOLDINGS (CR)	1.39	2.96% #	IASO SA (CR)	1.335	-1.11% €
QUEST HOLDINGS (CR)	14.2	2.90% #	THESSALONIKA WATER & SEWERAGE	4.32	-0.92% €
NATIONAL BANK (CR)	1.028	2.80% #	LAMDA DEVELOPMENT SA (CR)	6.14	-0.65% €
MYTILINEOS HOLDINGS (CR)	8.58	2.75% #	GR. SARANTIS S.A. (CR)	7.2	-0.55% €
PROFILE SA (CR)	1.6	2.56% #	CENERGY HOLDINGS (CB)	1.224	-0.49% €
MARFIN INVESTMENT GROUP (CR)	0.0724	2.55% #	THRACE PLASTICS SA (CR)	2.15	-0.46% €
With the highest Transactions Value			With the highest Transactions Volume		
	Value (thou. €)	change		Volume	change
ALPHA BANK (CR)	5,364.95	2.30% #	ALPHA BANK (CR)	5,960,663	2.30% #
OTE (CR)	2,998.29	-2.27% €	EUROBANK ERGASIAS (CR)	4,006,998	0.98% #
NATIONAL BANK (CR)	2,466.53	2.80% #	PIRAEUS BANK (CR)	2,974,797	14.03% #
EUROBANK ERGASIAS (CR)	2,277.78	0.98% #	NATIONAL BANK (CR)	2,384,522	2.80% #
MOTOR OIL (CR)	2,249.83	1.36% #	MARFIN INVESTMENT GROUP (CR)	741,014	2.55% #
MYTILINEOS HOLDINGS (CR)	2,039.74	2.75% #	SELONDA AQUACULTURE SA (CR)	681,562	13.30% #
PIRAEUS BANK (CR)	1,862.75	14.03% #	ELLAKTOR (CR)	502,292	0.14% #
OPAP (CR)	1,708.43	-0.06% €	ATTICA BANK S.A. (CR)	414,258	0.59% #
CC HBC AG (CR)	1,704.54	1.63% #	ELTECH ANEMOS S.A. (CR)	289,608	0.00% -
JUMBO SA (CR)	1,029.32	0.00% -	OTE (CR)	278,034	-2.27% €

Note: Stocks that are not included in the "Low Dispersion" and "Under Supervision" categories, and the transactions value is more than 10,000 €.



## Derivatives Summary

	Number of Trades	Volume	Open Interest
Index Futures	378	1,226	3,657
FTSE/Athex Large Cap	378	1,226	3,657
Stock Futures	2,723	33,084	274,483
ADMIE (IPTO) HOLDING S.A. (CR)	29	139	9,551
ALPHA BANK (CR)	635	10,685	33,287
ATTICA BANK S.A. (CR)	1	50	293
CC HBC AG (CR)	36	91	344
CENERGY HOLDINGS (CB)	7	31	4,701
ELLAKTOR (CR)	233	1,247	8,596
EUROBANK ERGASIAS (CR)	208	4,041	55,841
EYDAP S.A. (CR)	2	10	594
FOURLIS (CR)	8	15	359
GEK TERNA (CR)	34	141	5,075
GRIVALIA PROPERTIES (CR)	12	47	184
HELLENIC EXCHANGES-A.S.E. (CR)	45	124	1,858
HELLENIC PETROLEUM (CR)	35	105	2,337
INTRACOM HOLDINGS (CR)	2	6	2,596
INTRALOT (CR)	50	463	3,075
JUMBO SA (CR)	18	47	765
LAMDA DEVELOPMENT SA (CR)	20	38	2,177
MARFIN INVESTMENT GROUP (CR)	67	1,923	49,916
MOTOR OIL (CR)	8	14	304
MYTILINEOS HOLDINGS (CR)	66	168	7,711
NATIONAL BANK (CR)	266	6,171	35,733
OPAP (CR)	20	77	2,085
OTE (CR)	123	358	2,151
P.P.A. S.A. (CR)	2	2	531
PIRAEUS BANK (CR)	713	6,764	25,896
PPC (CR)	60	254	9,836
TERNA ENERGY (CR)	9	33	3,407
TITAN CEMENT (CR)	3	5	122
VIOHALCO SA/NV (CB)	11	35	5,158
Index Options	23	270	1,709
FTSE/Athex Large Cap	23	270	1,709
Stock Options	1	3	1,161
ALPHA BANK (CR)	0	0	130
NATIONAL BANK (CR)	0	0	610
OPAP (CR)	0	0	55
OTE (CR)	0	0	16
PIRAEUS BANK (CR)	1	3	350
PPC (CR)	0	0	0
<b>Total Derivatives Traded</b>	<b>3,125</b>	<b>34,583</b>	<b>281,010</b>











Shares' Notes

Code	Note text
( )	- Adjusted dividends.
*	- Last adjusted closing price.
[1]	- Net dividends.
[2]	- The "Date of Last Coupon" for New listings refers to the date company's stocks started to trade in Athex
[3]	- The Company Market Value is referred to the number of outstanding shares
[4]	- Sectors codification can be found in Appendix A
[5]	- The Market Value refers to the total number of shares listed (including their several classes) in the exchange by the company.
[6]	- P/E greater than 100
[7]	- Last view of the Order Book before the end of the trading session
[8]	- All Blocks Methods' Transactions Value are included.
4690	- Transfer to Surveillance category as of 4/4/2006.
4750	- Transfer to the Under Surveillance Category from 8/4/2011.
4865	- Suspension of trading as of 2/4/2012.
4887	- Transfer to the Surveillance Category as of 10/4/2012.
4912	- Transfer to the Surveillance Category as of 31/7/2012.
4914	- Suspension of trading as of 31/8/2012.
4918	- Suspension of trading as of 31/8/2012.
4955	- Transfer to the Surveillance Category as from 5/4/2013.
4956	- Transfer to the Surveillance Category as from 5/4/2013.
4957	- Transfer to the Surveillance Category as from 5/4/2013.
4958	- Transfer to the Surveillance Category as from 5/4/2013.
4959	- Transfer to the Surveillance Category as from 5/4/2013.
4983	- Transfer to the Surveillance Category as of 5/4/2013.
5080	- Transfer to the Surveillance Category as of 06/09/2011.
5093	- Transfer to the Surveillance Category as of 8/4/2015.
5094	- Transfer to the Surveillance Category as of 8/4/2015.
5095	- Transfer to the Surveillance Category as from 5/4/2013.
5101	- Suspension of trading as of 1/9/2015.
5110	- Suspension of trading as of 08/03/2016.
5112	- Transfer to the Surveillance Category as of 15/04/2016.
5115	- Transfer to the Surveillance Category as of 15/04/2016.
5123	- Transfer to the Surveillance Category as of 10/04/2014
5130	- Suspension of trading as of 18/04/2017.
5136	- Suspension of trading as of 02/05/2017.
5141	- Transfer to the Surveillance Category as of 10/05/2017.
5153	- Suspension of trading as of 03/10/2017.
5154	- Suspension of trading as of 03/10/2017.
5156	- Transfer to the Surveillance Category as of 11/12/2017.
5160	- Transfer to the Surveillance Category as of 15/04/2016.
5161	- Transfer to the Surveillance Category as of 25/11/2011.
5162	- Transfer to the Under Supervision Category as of 21/12/2009.
5165	- Transfer to the Surveillance Category as of 15/02/2018.
5171	- Suspension of trading as of 30/04/2018.
5172	- Suspension of trading as of 30/04/2018.
5174	- Suspension of trading as of 02/05/2018.
5178	- Transfer to the Surveillance Category as of 11/05/2018.
5179	- Suspension of trading as of 25/05/2018.
5190	- Transfer to the Surveillance Category as of 10/04/2012.
5191	- Suspension of trading as of 02/10/2018.
5192	- Suspension of trading as of 02/10/2018.
5193	- Transfer to the Surveillance Category as of 25/10/2018.
5194	- Transfer to the Surveillance Category as of 25/10/2018.

---

## Shares' Notes

---

Code	Note text
5195	- Transfer to the Surveillance Category as of 27/06/2008.
5196	- Transfer to the Under Surveillance Category from 08/04/2011.
5197	- Transfer to the Surveillance Category as of 07/11/2018.
5199	- Suspension of trading as of 20/07/2018.
5200	- Transfer to the Surveillance Category as of 10/04/2012.



Securities Blocks Details

Securities	Block Volume	Price	Block Trade Value	Time of approval	Note
GEK TERNA (CR)	18,039	4.64	83,700.96	16:23:51	18

Blocks Notes

- 9 - Method 6-1 / Special Fees
- 10 - Method 6-1 / Special Fees, SDS
- 14 - Method 6-3 / Settlement, Incomplete Buy and Sell
- 18 - Method 6-2 / SPOT 1
- 19 - Method 6-2 / SPOT 2
- 20 - Method 6-1 and Method 6-1 Same Day Settlement
- 21 - Other Pre-agreed

**Shares Rights Details**

Occured date	Exercise from	Exercise until	Trading until	Rights	Price min	Price max	Closing price	Last Bid	Last Ask	Volume	Trades	Transactions Value
--------------	---------------	----------------	---------------	--------	-----------	-----------	---------------	----------	----------	--------	--------	--------------------

No Rights Transactions.

---

**Securities Forced Sales**

---

Securities	Category of Security	Transaction s Volume	Number of Trades	Transactions Value	Note
------------	----------------------	-------------------------	---------------------	-----------------------	------

---

No Forced Transactions.

---

---

**Forced Sales Notes**

---

- 1 - Normal Forced Sale.
- 2 - Forced Sales of Fixed Registered Shares.
- 3 - Forced Sales of Remaining Stock Fractions.

**Forced Sales Registered Shares**

Securities	Start Date	End Date	Initial Volume	Remaining Volume	Date	Avg price (day)	Avg price (period)	Number of Trades	Transactions Volume	Transactions Value
------------	------------	----------	----------------	------------------	------	-----------------	--------------------	------------------	---------------------	--------------------

No Fixed Registered Shares Forced Sales.

**Forced Sales Notes**

According to Decision 1/380/04.05.2008 of the Hellenic Republic Capital Market Commission, the certificated registered shares that have not been deposited to the issuer for dematerialisation, will be auctioned in the Athens Exchange by the supervising issuer. Forced sales procedure is held according to Article 99A of the Athens Exchange Rulebook. The average price of the period is calculated by dividing the Total transactions value by the Total volume and includes all the transactions made until the current date.

## Exchange Traded Funds (ETFs) Characteristics

	Transactions Date (T)	Creation / Redemption	Units (T-1)	New Units (T-1)	Redemption Units (T-1)	Units (T) [1]	Fund Assets [2]	Net Unit Price	Dividend per	Dividend Date
ALPHA ETF FTSE Athex Large Cap	04/02/2019	5,000	642,382	---	---	642,382	10,958,610.00	17.0593	0.43	30/06/2018

## ETFs Notes

[1] - Units (T) = Units (T-1) + New Units (T-1) - Redemption Units (T-1)

[2] - The Creation / Redemption Units of T-1 are included.

## Convertible Corporate Bonds - Regulated Market

Num Listed Bonds	Nominal price	Issue price	Today's Rate	Exp. Date	Duration (years)	Note	Coupon		Trading	Corporate Bonds	Price min	Price max	Closing price	Previous closing price/date	Volume	Transactions Value	Last order			ear min	Year max
							Common	Preferred									Price	Buy / Sell	Date		
179,991,941	0.30	0.30	1.00	11/10/2025	9	---	10	---	1	FORTHNET S.A. (Convertible)	---	---	---	---	---	---	1.0610	B	04/02/2019	100.0000	100.0000

## Corporate Bonds Notes

Transactions Volume = (Pieces) \* (Nominal Price). Transactions Value = (Pieces) \* (Nominal Price) \* (price %) + (Accrued interest).

The price of a Bond is stated as a percentage (%) of Bond's Nominal Price.

Nominal Price in Euros (€), except if it is noted differently.

## Non Convertible Corporate Bonds - Regulated Market

Num Listed Bonds	Nominal price	Issue price	Today's Rate	Exp. Date	Duration (years)	Note	Coupon		Trading	Corporate Bonds	Accrued Int.	Yield.T.Mat	Price min	Price max	Closing price	Previous closing price/date	Volume	Transactions Value	Last order		ear min	Year max		
							Common	Preferred											Price	Buy / Sell			Date	
25,000	1,000.00	1,000.00	4.95	26/06/2023	5	---	2	---	1	B&F COMM. & GARM. INDUS. S.A. (Non Convertible)	5.6375	5.3420	---	---	---	98.0000	30/01/2019	---	---	95.5210	B	34/02/2019	93.0000	98.0000
90,000	1,000.00	1,000.00	3.00	11/05/2023	5	---	2	---	1	CORAL A.E. (Non Convertible)	7.1667	2.8070	100.5000	101.0000	100.5000	100.5600	01/02/2019	22,000	22,331.67	100.5000	B	34/02/2019	100.3000	101.4500
120,000	1,000.00	1,000.00	3.95	04/04/2025	7	---	2	---	1	GEK TERNA S.A. (Non Convertible)	13.7153	3.8220	99.6100	100.3500	100.0000	99.9640	01/02/2019	42,000	42,590.14	99.7000	B	34/02/2019	99.0000	101.0000
60,000	1,000.00	1,000.00	3.85	21/07/2022	5	---	4	---	1	TERNA ENERGY FINANCE S.A. (Non Convertible)	1.7111	2.9230	---	---	---	102.3880	01/02/2019	---	---	101.7000	B	34/02/2019	100.5200	102.7800
300,000	1,000.00	1,000.00	3.10	27/06/2022	5	---	4	---	1	MYTILINEOS HOLDINGS S.A. (Non Convertible)	3.5306	2.6610	100.9600	101.2000	100.9600	101.0000	01/02/2019	38,000	38,558.99	100.9600	B	34/02/2019	100.0500	103.4000
50,000	1,000.00	1,000.00	4.35	20/06/2022	5	---	4	---	1	SYSTEMS SUNLIGHT S.A. (Non Convertible)	5.8000	3.5670	---	---	---	101.6080	01/02/2019	---	---	101.8000	B	34/02/2019	99.4118	102.7770
200,000	1,000.00	1,000.00	3.50	21/03/2022	5	---	4	---	1	O.P.A.P. S.A. (Non Convertible)	13.4167	2.6400	101.5000	102.0000	102.0000	101.7700	01/02/2019	38,000	39,219.83	101.7500	B	34/02/2019	101.6500	102.2800
40,000,000	1.00	1.00	5.00	04/10/2021	5	---	10	---	1	HOUSEMARKET S.A. (Non Convertible)	0.0046	3.2120	103.5000	103.5000	103.5000	103.1000	01/02/2019	2,000	2,079.17	103.2000	B	34/02/2019	101.9500	103.5000

## Corporate Bonds Notes

Transactions Volume = (Pieces) \* (Nominal Price). Transactions Value = (Pieces) \* (Nominal Price) \* (price %) + (Accrued interest).

The price of a Bond is stated as a percentage (%) of Bond's Nominal Price.

Nominal Price in Euros (€), except if it is noted differently.

## Government Bonds

Number Listed Bonds	Nominal price	Today's Rate	Accrued Interest Calc	Exp. Date [1]	Duration (years)	Note	Coupons Date	Curr. coupon value	Trading Unit	Government Bonds	Price min	Price max	Closing price	Previous closing price/date	Volume	Transactions Value	Price	Last order Buy / Sell	Date
3,000,000	1,000.00	4.38	Actual/Actual	01/08/2022	5	---	01/08	4.38	1	GGB-FXD-010822-05Y-4.375-1,000	---	---	---	---	---	---	1.0000	B	28/11/2018
4,355,990,324	1.00	3.50	Actual/Actual	30/01/2023	5	---	01/02 - 31/01	3.50	1	GGB-FXD-300123-05Y-3.500-1.00	---	---	---	94.5720 13/07/2018	---	---	1.0000	B	28/11/2018
5,962,747,327	1.00	3.75	Actual/Actual	30/01/2028	10	---	/02 - 01/02 - 31/	3.75	1	GGB-FXD-300128-10Y-3.750-1.00	---	---	---	85.4610 13/07/2018	---	---	1.0000	B	28/11/2018
6,091,218,404	1.00	3.90	Actual/Actual	30/01/2033	15	---	/02 - 01/02 - 31/	3.90	1	GGB-FXD-300133-15Y-3.900-1.00	---	---	---	78.6730 13/07/2018	---	---	1.0000	B	28/11/2018
4,805,399,486	1.00	4.00	Actual/Actual	30/01/2037	19	---	/02 - 01/02 - 31/	4.00	1	GGB-FXD-300137-19Y-4.000-1.00	---	---	---	77.0370 13/07/2018	---	---	1.0000	B	28/11/2018
4,603,713,186	1.00	4.20	Actual/Actual	30/01/2042	24	---	/02 - 01/02 - 31/	4.20	1	GGB-FXD-300142-24Y-4.200-1.00	---	---	---	77.7640 13/07/2018	---	---	1.0000	B	28/11/2018
550,418,123	1.00	3.00	Actual/Actual	24/02/2023	11	---	24/02	3.00	1	GGB-FXD-240223-11Y-2.000-1.00	---	---	---	10.0000 22/06/2015	---	---	---	---	---
445,007,576	1.00	3.00	Actual/Actual	24/02/2024	12	---	24/02	3.00	1	GGB-FXD-240224-12Y-2.000-1.00	---	---	---	10.0000 22/06/2015	---	---	---	---	---
423,674,226	1.00	3.00	Actual/Actual	24/02/2025	13	---	24/02	3.00	1	GGB-FXD-240225-13Y-2.000-1.00	---	---	---	10.0000 22/06/2015	---	---	---	---	---
212,292,153	1.00	3.00	Actual/Actual	24/02/2026	14	---	24/02	3.00	1	GGB-FXD-240226-14Y-2.000-1.00	---	---	---	10.0000 22/06/2015	---	---	---	---	---
160,621,352	1.00	3.00	Actual/Actual	24/02/2027	15	---	24/02	3.00	1	GGB-FXD-240227-15Y-2.000-1.00	---	---	---	10.0000 22/06/2015	---	---	---	---	---
183,244,055	1.00	3.00	Actual/Actual	24/02/2028	16	---	24/02	3.00	1	GGB-FXD-240228-16Y-2.000-1.00	---	---	---	10.0000 22/06/2015	---	---	---	---	---
164,802,894	1.00	3.00	Actual/Actual	24/02/2029	17	---	24/02	3.00	1	GGB-FXD-240229-17Y-2.000-1.00	---	---	---	10.0000 22/06/2015	---	---	---	---	---
165,460,943	1.00	3.00	Actual/Actual	24/02/2030	18	---	24/02	3.00	1	GGB-FXD-240230-18Y-2.000-1.00	---	---	---	10.0000 22/06/2015	---	---	---	---	---
129,007,241	1.00	3.00	Actual/Actual	24/02/2031	19	---	24/02	3.00	1	GGB-FXD-240231-19Y-2.000-1.00	---	---	---	10.0000 22/06/2015	---	---	---	---	---
126,192,683	1.00	3.00	Actual/Actual	24/02/2032	20	---	24/02	3.00	1	GGB-FXD-240232-20Y-2.000-1.00	---	---	---	10.0000 22/06/2015	---	---	---	---	---
146,905,168	1.00	3.00	Actual/Actual	24/02/2033	21	---	24/02	3.00	1	GGB-FXD-240233-21Y-2.000-1.00	---	---	---	10.0000 22/06/2015	---	---	---	---	---
154,475,606	1.00	3.00	Actual/Actual	24/02/2034	22	---	24/02	3.00	1	GGB-FXD-240234-22Y-2.000-1.00	---	---	---	10.0000 22/06/2015	---	---	---	---	---
144,429,441	1.00	3.00	Actual/Actual	24/02/2035	23	---	24/02	3.00	1	GGB-FXD-240235-23Y-2.000-1.00	---	---	---	10.0000 22/06/2015	---	---	---	---	---
166,211,676	1.00	3.00	Actual/Actual	24/02/2036	24	---	24/02	3.00	1	GGB-FXD-240236-24Y-2.000-1.00	---	---	---	10.0000 22/06/2015	---	---	---	---	---
145,461,669	1.00	3.00	Actual/Actual	24/02/2037	25	---	24/02	3.00	1	GGB-FXD-240237-25Y-2.000-1.00	---	---	---	10.0000 22/06/2015	---	---	---	---	---
146,941,087	1.00	3.00	Actual/Actual	24/02/2038	26	---	24/02	3.00	1	GGB-FXD-240238-26Y-2.000-1.00	---	---	---	10.0000 22/06/2015	---	---	---	---	---
135,115,612	1.00	3.00	Actual/Actual	24/02/2039	27	---	24/02	3.00	1	GGB-FXD-240239-27Y-2.000-1.00	---	---	---	10.0000 22/06/2015	---	---	---	---	---
141,909,637	1.00	3.00	Actual/Actual	24/02/2040	28	---	24/02	3.00	1	GGB-FXD-240240-28Y-2.000-1.00	---	---	---	10.0000 22/06/2015	---	---	---	---	---
136,788,720	1.00	3.00	Actual/Actual	24/02/2041	29	---	24/02	3.00	1	GGB-FXD-240241-29Y-2.000-1.00	---	---	---	10.0000 22/06/2015	---	---	---	---	---
163,643,410	1.00	3.00	Actual/Actual	24/02/2042	30	---	24/02	3.00	1	GGB-FXD-240242-30Y-2.000-1.00	---	---	---	10.0000 22/06/2015	---	---	---	---	---
742,153	1,000.00	0.93	FLR Actual/360	10/08/2019	5	---	10/02 - 10/08	---	1	GGB-FLT-100819-05Y-0.934-1,000	---	---	---	---	---	---	50.0001	B	12/12/2017
3,000,000	1,000.00	3.38	Actual/Actual	15/02/2025	7	---	15/02	3.38	1	GGB-FXD-150225-07Y-3.375-1,000	---	---	---	---	---	---	---	---	---
2,456,470	1,000.00	4.75	Actual/Actual	17/04/2019	5	---	17/04	4.75	1	GGB-FXD-170419-05Y-4.750-1,000	---	---	---	---	---	---	---	---	---

## Government Bonds Notes

Transactions Volume = (Pieces) \* (Nominal Price). Transactions Value = (Pieces) \* (Nominal Price) \* (price %) + (Accrued interest).

The Value of current coupon for the issues with NV 0.01 euro refers to NV 100 euros

FLR: Floating Interest Rate.

[1] - The Expiration Date of the interest bearing period and the Date for coupon payment.



## Treasury Bills &amp; Zero Coupon Government Bonds

Issue Date	13-Week Maturity									26-Week Maturity									52-Week Maturity								
	Exp. Date	Initial Rate	Num Listed Bonds	Nominal price	Issue price	Last Trade Price	Last Trade Date	Volume Traded	Note	Exp. Date	Initial Rate	Num Listed Bonds	Nominal price	Issue price	Last Trade Price	Last Trade Date	Volume Traded	Note	Exp. Date	Initial Rate	Num Listed Bonds	Nominal price	Issue price	Last Trade Price	Last Trade Date	Volume Traded	Note
16/03/2018	---	---	---	---	---	---	---	---	---	---	---	---	---	---	---	---	---	---	15/03/2019	1.25	1,000,000	1,000.00	987.52	---	---	---	---
15/06/2018	---	---	---	---	---	---	---	---	---	---	---	---	---	---	---	---	---	---	14/06/2019	1.09	1,000,000	1,000.00	989.10	---	---	---	---
14/09/2018	---	---	---	---	---	---	---	---	---	---	---	---	---	---	---	---	---	---	13/09/2019	1.09	1,000,000	1,000.00	989.10	---	---	---	---
14/12/2018	---	---	---	---	---	---	---	---	---	---	---	---	---	---	---	---	---	---	13/12/2019	1.09	1,000,000	1,000.00	989.10	---	---	---	---

Bonds in Circulation	Currency / Min nominal traded Value	Coupons Payment Date	Current Coupon Value	Note	Coupon	Trading Unit	Issue Date	Duration (years)	Today's Interest	A.I.C in days	Bonds	Last price of previous days		Last Outcry in Cash (euro)			Trades in Pieces	Life min	Life Max
												Price	Buy / Sell	Price	Buy / Sell	Date			
<b>Corporate Bonds in Foreign Currency and Euro</b>																			
103,746	GBP / 10	01/12	0.25	---	60	1	01/12/1930	98	2.5	360	National Mortgage Bank	2.27	05/02/1996	2.27	S	05/02/1996	---	2.27	2.27
0	GBP / 10	01/12	0.25	---	62	1	01/12/1928	100	2.5	360	National Mortgage Bank	---	---	---	---	---	---	---	---

## Government Bonds Notes

A.I.C: Accrued Interest Calculation base.

FLR: Floating Interest Rate.

The minimum tradeable Nominal Value for all Demeterialised Government Titles is 100 Euros.

(μτφρ-0)

Athex & ATHEXClear Members List

Member Name			Stock Market			Derivatives Market		ATHEXClear Member	
Address	Phone	Fax	Market Member	Remote Member	Market Maker	Proprietary	Market Maker	General Clearing	Direct Clearing
A. SARRIS SECURITIES S.A.			a						
6, DRAGATSANIOU ATHINA	+30 2103367700	210-3312324							
ALPHA BANK A.E.								a	
40, STADIOU STR ATHINA	(210)-3260000 (210)-3265546	(210)-3264116 (210)-3265811							
103, AVE. ATHINON ATHINA	+30 2103436820	210-3436270							
ALPHA FINANCE INVESTMENT SERVICES S.A.			a		a	a	a		a
5, MERLIN ATHINA	+30 2103677400	210-33311193							
ARDU PRIME SECURITIES S.A.			a			a			
12-14, KARAGIORGI SERVIAS ATHINA	+30 2103800820	210-3000854							
ARGUS STOCKBROKERS LTD			a	a		a			
25, DIMOSTHENI SEVERI AVE NICOSIA	+357 22717000	0035722717070							
ATLANTIC SECURITIES LIMITED			a	a					
37, PRODROMOU NICOSIA	+357 22445400	00357 22661914							
AXIA VENTURES GROUP LTD			a	a					
, KRANIDIOTI 10, OFFICE 102 NICOSIA	+357 22742000	357 22742001							
AXON SECURITIES S.A.			a			a			
48, STADIOU ATHINA	+30 2103363800	210-3243903							
BANK OF AMERICA MERRILL LYNCH			a	a					
2, KING EDWARD STREET LONDON	+44 20276281000								
BETA SECURITIES S.A.			a		a	a			a
29, ALEXANDRAS AVEN. & VRAILA ATHINA	+30 2106478900	210-6410139							
BNP PARIBAS SECURITIES SERVICES								a	
2, LAMPSAKOU ATHINA	+30 2107468500	210-7468579-581							
CAPITAL SECURITIES S.A.			a			a			
58, MITROPOLEOS ATHINA	+30 2103369700	+30 210 3369820							
CFS SECURITIES-INVESTMENT SERVICES S.A.			a						
3, PAPARRIGOPOULOU ATHINA	+30 2103360800	+30 210-3360980							
CITIGROUP GLOBAL MARKET LTD			a	a					
1, CITIGROUP CENTER, CANADA SQ., CANARY WHARF LONDON	+44 02079864000								
CREDIT SUISSE SECURITIES (EUROPE) LIMITED			a	a					
1, CABOT SQUARE LONDON	+44 2078888888								
CYCLOS SECURITIES S.A.			a			a			a
39, PANEPISTIMIOU ATHINA	+30 2103364300	+30 210-3239122							
DEUTSCHE BANK S.A.			a	a		a			
1, GREAT WINCHESTER STREET LONDON	+44 20 754 54209	00441133361437							
DYNAMIC SECURITIES S.A.			a			a			a
, SYGROU AVENUE 223 & TRALLEON 2 NEA SMYRNI	+30 2103677700	210-3677777							
EUROBANK EQUITIES INVESTMENT FIRM S.A			a		a	a	a		a
, FILELLINON 10 & XENOFONTOS 13 ATHINA	+30 2103720000	210-3720001							
EUROBANK ERGASIAS S.A.								a	
8, OTHONOS STR. ATHINA	(210)-3337969 (210)-3337000	(210)-3245916 (210)-3233866							
8, OTHONOS ATHINA	+30 2103337000	210-3245916							
EUROCORP INVESTMENT SERVICES S.A.			a			a			a
14, FILIKIS ETERIAS SQ, ATHINA	+30 2107263500	2107263666							
EUOTRUST INVESTMENT FIRM SA			a						
113, SEVASTOPOLEOS ATHINA	+30 2103363100	+30 210-3238334							
EUROXX SECURITIES S.A.			a		a	a	a		a
7, PALAIOLOGOU CHALANDRI	(210)-6879400	(210)-6879401							
7, PALEOLOGOU CHALANDRI	+30 2106879400	210-6879401							
G. A. PERVANAS SECURITIES-INVESTMENT SERVICES CO S.A.			a						
7-9, SOFOKLEOUS ATHINA	+30 2103727200	210-3210-291							
GLOBAL CAPITAL SECURITIES AND FINANCIAL SERVICES LTD			a	a					
50, AVE. ARCHIEPISKOPOU MAKARIOU NICOSIA	+357 22710710	357 22339332							
HELLENIC BANK (INVESTMENTS) LTD				a					
, AVE.KYRIAKOU MATSI 31 - PO BOX 24747 NICOSIA	+357 22500100	357 22500110							
HELLENIC-AMERICAN SECURITIES S.A.			a		a	a			a
27, ANDREA PAPANDEROU ATHINA	+30 2103311100	+30 210-3215968							
HSBC FRANCE								a	
109-111, AVE. MESOGION ATHINA	+30 2106960000	210-6929336							
INDEX SECURITIES S.A.			a						
6, DRAGATSANIOU ATHINA	+30 2103213920	+30 210-3213216							

**Athex & ATHEXCclear Members List**

Member Name				Stock Market			Derivatives Market		ATHEXCclear Member	
	Address	Phone	Fax	Market Member	Remote Member	Market Maker	Proprietary	Market Maker	General Clearing	Direct Clearing
INVESTMENT BANK OF GREECE S.A.				a		a	a	a	a	
32 , EGIALIAS & PARADISOU MAROUSI	+30 2108173111	+30 210-6896325								
J. CHR. MAVRIKIS SECURITIES S.A.				a						
5, SOFOKLEOUS ATHINA	+30 2103216730	210-3217767								
KAPPA SECURITIES S.A.				a			a			
15, VALAORITOU ATHINA	+30 2103678600	+30 210-3641002								
KARAMANOF SECURITIES AND INVESTMENT SERVICES S.A.				a			a			
2, SQ. AGION THEODORON ATHINA	+30 2103212947	+30 210-3217088								
LAIKI FINANCIAL SERVICES LTD					a					
26, AVE. VYRONOS NICOSIA	357 22367367	357 22718567								
LEON DEPOLAS SECURITIES S.A.				a		a	a			
1, CHRISTOU LADA ATHINA	+30 2103213276	+30 210-3211618								
MEGA EQUITY SECURITIES & FINANCIAL SERVICES PUBLIC LTD				a	a		a			
42-44, AVE. GRIVA DIGENI NICOSIA	+357 22711711	357 22711811								
MERIT SECURITIES S.A.				a		a	a			a
5, SOFOKLEOUS ATHINA	+30 2141008800	210-3671830								
N. CHRYSOCHOIDIS STOCK BROKERAGE I.S.S.A.				a			a			a
7-9, SOFOKLEOUS ATHINA	+30 2103213913	+30 210-3216115								
NATIONAL BANK OF GREECE S.A.				a		a	a		a	
68, AKADIMIAS STR. ATHINA	(210)-3328817	(210)-3328678								
86, AILOU STR. ATHINA	(210)-3341000	(210)-3228187								
NATIONAL SECURITIES S.A.				a		a	a	a		
66, KIFISIAS AVE , BUILDING A ATHINA	+30 2107720000	+30 210-7720002								
NUNTIUS BROKERAGE AND INVESTMENT SERVICES S.A.				a						
6, DRAGATSANIOU ATHINA	+30 2103350599	+30210-3254846								
ONE PLUS CAPITAL LIMITED				a	a					
, 75 PRODROMOU AVENUE, ONEWORLD PARKVIEW HOUSE, 3RD FLOOR, Nicosia	+357 22873760									
PANTELAKIS SECURITIES S.A.				a		a	a	a		
57, ETHNIKIS ANTISTASIS B CHALANDRI	+30 2106965000	210-6929550								
PEGASUS SECURITIES S.A.				a			a			
17 , VALAORITOU & AMERIKIS ATHINA	+30 2103670700	+30 210-3670760								
PIRAEUS BANK S.A.				a			a		a	
4, AMERIKIS STR ATHINA	(210)-3335918	(210)-3254207								
4, AMERIKIS STR. ATHINA	(210)-3335000	(210)-3335079								
4, AMERIKIS ATHINA	+30 2103335000	210-3335079								
PIRAEUS SECURITIES S.A.				a		a	a	a		a
10, STADIOU ATHINA	+30 2103354100	210-3354170								
PRELIUM INVESTMENT SERVICES S.A.				a			a			
342, KIFISIAS ATHINA	+30 2103677044	+30 210-6926403								
PROCHOICE SECURITIES LTD				a	a					
57, SPYROU KYPRIANOY NICOSIA	+357-24-661192	+357-24-662464								
SHARELINK SECURITIES-FINANCIAL SERVICES LTD				a	a		a			
6 , THEOTOKI MEGARO ELLINA NICOSIA	+357 22554200	+357 22750852								
SOCIETE GENERALE S.A.				a	a		a			
, 17 COURS VALMY 92987 PUTEAUX - LA DEFENSE PARIS	+33 157290504	+33142138697								
SOLIDUS SECURITIES S.A				a			a			a
64, LOUIZIS RIANCOUR ATHINA	+30 2106900600	210-6985421								
ST. EM. LAVRENTAKIS SECURITIES S.A.				a			a			
7-9, SOFOKLEOUS ATHINA	+30 2103213336	+30 210-3246572								
THE CYPRUS INVESTMENT & SECURITIES CORPORATION LTD				a	a					
154, LIMASSOL AVENUE, STROVOLOS NICOSIA	+357 22121700	357 22338800								
UBS LIMITED				a	a					
1 , FINSBURY AVENUE LONDON	+44 2075687135									

List of Stocks under Market Making operations

Securities	Market Maker	Start Market Making	Stock Category
ADMIE (IPTO) HOLDING S.A. (CR)	PIRAEUS SECURITIES S.A.	29/06/2017	Main Market
ALPHA BANK (CR)	ALPHA FINANCE INVESTMENT SERVICES S.A.	29/02/2016	Main Market
	EUROBANK EQUITIES INVESTMENT FIRM S.A	24/10/2012	
	LEON DEPOLAS SECURITIES S.A.	04/01/2016	
	MERIT SECURITIES S.A	03/09/2013	
	NATIONAL SECURITIES S.A	15/01/2013	
	PIRAEUS SECURITIES S.A.	28/05/2013	
ALUMIL (CR)	BETA SECURITIES S.A.	18/07/2013	Main Market
ATTICA BANK S.A. (CR)	BETA SECURITIES S.A.	02/06/2014	Main Market
	EUROXX SECURITIES S.A.	22/01/2016	
	PIRAEUS SECURITIES S.A.	20/09/2017	
ATTICA HOLDINGS (CR)	HELLENIC-AMERICAN SECURITIES S.A.	28/12/2017	Main Market
AUTOHELLAS SA (CR)	EUROXX SECURITIES S.A.	02/07/2018	Main Market
BYTE COMPUTER SA (CR)	MERIT SECURITIES S.A	04/08/2013	Main Market
CC HBC AG (CR)	EUROBANK EQUITIES INVESTMENT FIRM S.A	23/10/2013	Main Market
	NATIONAL SECURITIES S.A	29/04/2013	
	PIRAEUS SECURITIES S.A.	04/05/2015	
CENERGY HOLDINGS (CB)	ALPHA FINANCE INVESTMENT SERVICES S.A.	02/01/2017	Main Market
	EUROBANK EQUITIES INVESTMENT FIRM S.A	02/01/2017	
CNL CAPITAL (CR)	MERIT SECURITIES S.A	01/10/2018	Main Market
EKTER SA (CR)	EUROBANK EQUITIES INVESTMENT FIRM S.A	16/10/2017	Main Market
	LEON DEPOLAS SECURITIES S.A.	21/05/2018	
ELASTRON (CR)	LEON DEPOLAS SECURITIES S.A.	20/02/2017	Main Market
ELLAKTOR (CR)	EUROBANK EQUITIES INVESTMENT FIRM S.A	01/06/2013	Main Market
	EUROXX SECURITIES S.A.	24/09/2018	
	HELLENIC-AMERICAN SECURITIES S.A.	14/01/2019	
	NATIONAL SECURITIES S.A	25/06/2013	
	PIRAEUS SECURITIES S.A.	22/10/2018	
ELTON SA (CR)	BETA SECURITIES S.A.	03/09/2013	Main Market
ELVALHALCOR (CB)	ALPHA FINANCE INVESTMENT SERVICES S.A.	07/05/2018	Main Market
	EUROBANK EQUITIES INVESTMENT FIRM S.A	07/05/2018	
EUROBANK ERGASIAS (CR)	ALPHA FINANCE INVESTMENT SERVICES S.A.	08/01/2013	Main Market
	EUROBANK EQUITIES INVESTMENT FIRM S.A	01/06/2013	
	HELLENIC-AMERICAN SECURITIES S.A.	25/07/2014	
	MERIT SECURITIES S.A	06/11/2017	
	NATIONAL SECURITIES S.A	01/01/2017	
	PIRAEUS SECURITIES S.A.	28/09/2013	
FOURLIS (CR)	EUROBANK EQUITIES INVESTMENT FIRM S.A	01/12/2016	Main Market
	EUROXX SECURITIES S.A.	01/12/2016	
	PIRAEUS SECURITIES S.A.	06/03/2017	
GEK TERNA (CR)	HELLENIC-AMERICAN SECURITIES S.A.	07/09/2015	Main Market
GR. SARANTIS S.A. (CR)	ALPHA FINANCE INVESTMENT SERVICES S.A.	19/06/2018	Main Market
	BETA SECURITIES S.A.	14/05/2013	
	EUROBANK EQUITIES INVESTMENT FIRM S.A	24/10/2016	
GRIVALIA PROPERTIES (CR)	EUROBANK EQUITIES INVESTMENT FIRM S.A	20/09/2017	Main Market
HELLENIC EXCHANGES-A.S.E. (CR)	NATIONAL SECURITIES S.A	25/06/2013	Main Market
	PIRAEUS SECURITIES S.A.	04/05/2015	

List of Stocks under Market Making operations

Securities	Stock Category
Market Maker	Start Market Making
<b>HELLENIC PETROLEUM (CR)</b>	Main Market
HELLENIC-AMERICAN SECURITIES S.A.	14/09/2015
PIRAEUS SECURITIES S.A.	20/03/2017
<b>INTRACOM CONSTR. (CR)</b>	Main Market
MERIT SECURITIES S.A.	05/06/2018
<b>INTRACOM HOLDINGS (CR)</b>	Main Market
ALPHA FINANCE INVESTMENT SERVICES S.A.	03/08/2018
LEON DEPOLAS SECURITIES S.A.	08/10/2018
<b>INTRALOT (CR)</b>	Main Market
ALPHA FINANCE INVESTMENT SERVICES S.A.	03/07/2017
BETA SECURITIES S.A.	10/04/2017
EUROBANK EQUITIES INVESTMENT FIRM S.A	18/12/2017
EUROXX SECURITIES S.A.	12/06/2017
HELLENIC-AMERICAN SECURITIES S.A.	30/05/2018
PANTELAKIS SECURITIES S.A.	07/05/2018
PIRAEUS SECURITIES S.A.	28/09/2013
<b>J &amp; P - AVAX SA (CR)</b>	Main Market
EUROBANK EQUITIES INVESTMENT FIRM S.A	14/12/2015
<b>JUMBO SA (CR)</b>	Main Market
MERIT SECURITIES S.A	06/11/2017
PIRAEUS SECURITIES S.A.	06/03/2017
<b>KLOUKINAS - LAPPAS SA (CR)</b>	Main Market
BETA SECURITIES S.A.	22/09/2014
<b>KRI-KRI S.A. (CR)</b>	Main Market
EUROBANK EQUITIES INVESTMENT FIRM S.A	07/05/2018
LEON DEPOLAS SECURITIES S.A.	16/01/2017
<b>LAMDA DEVELOPMENT SA (CR)</b>	Main Market
EUROBANK EQUITIES INVESTMENT FIRM S.A	08/12/2014
PANTELAKIS SECURITIES S.A.	06/11/2017
PIRAEUS SECURITIES S.A.	29/06/2017
<b>LAMPSA HOTEL SA (CR)</b>	Main Market
LEON DEPOLAS SECURITIES S.A.	16/01/2017
<b>MARFIN INVESTMENT GROUP (CR)</b>	Main Market
LEON DEPOLAS SECURITIES S.A.	20/02/2017
PIRAEUS SECURITIES S.A.	02/02/2013
<b>MLS MULTIMEDIA SA (CR)</b>	Main Market
HELLENIC-AMERICAN SECURITIES S.A.	07/12/2015
<b>MOTOR OIL (CR)</b>	Main Market
HELLENIC-AMERICAN SECURITIES S.A.	01/09/2014
NATIONAL SECURITIES S.A	17/02/2014
PIRAEUS SECURITIES S.A.	04/05/2015
<b>MYTILINEOS HOLDINGS (CR)</b>	Main Market
EUROBANK EQUITIES INVESTMENT FIRM S.A	20/09/2017
NATIONAL SECURITIES S.A	25/06/2013
PIRAEUS SECURITIES S.A.	04/05/2015
<b>NATIONAL BANK (CR)</b>	Main Market
ALPHA FINANCE INVESTMENT SERVICES S.A.	08/01/2013
EUROBANK EQUITIES INVESTMENT FIRM S.A	24/10/2012
HELLENIC-AMERICAN SECURITIES S.A.	25/07/2014
LEON DEPOLAS SECURITIES S.A.	20/04/2015
MERIT SECURITIES S.A	03/09/2013
NATIONAL SECURITIES S.A	28/02/2013
PIRAEUS SECURITIES S.A.	08/09/2013
<b>OPAP (CR)</b>	Main Market
ALPHA FINANCE INVESTMENT SERVICES S.A.	08/01/2013
EUROBANK EQUITIES INVESTMENT FIRM S.A	24/10/2012
HELLENIC-AMERICAN SECURITIES S.A.	25/07/2014
MERIT SECURITIES S.A	20/03/2017
NATIONAL SECURITIES S.A	15/01/2013
PIRAEUS SECURITIES S.A.	04/05/2015
<b>OTE (CR)</b>	Main Market
ALPHA FINANCE INVESTMENT SERVICES S.A.	08/01/2013
EUROBANK EQUITIES INVESTMENT FIRM S.A	24/10/2012
HELLENIC-AMERICAN SECURITIES S.A.	25/07/2014
MERIT SECURITIES S.A	20/03/2017
NATIONAL SECURITIES S.A	01/12/2012
PIRAEUS SECURITIES S.A.	08/09/2013

List of Stocks under Market Making operations

Securities	Stock Category
Market Maker	Start Market Making
<b>PAPOUTSANIS (CR)</b>	<b>Main Market</b>
ALPHA FINANCE INVESTMENT SERVICES S.A.	19/11/2018
BETA SECURITIES S.A.	25/11/2013
<b>PETROPOULOS PETROS (CR)</b>	<b>Main Market</b>
BETA SECURITIES S.A.	28/05/2013
<b>PIRAEUS BANK (CR)</b>	<b>Main Market</b>
EUROBANK EQUITIES INVESTMENT FIRM S.A	23/10/2012
EUROXX SECURITIES S.A.	15/02/2016
HELLENIC-AMERICAN SECURITIES S.A.	14/01/2019
MERIT SECURITIES S.A	16/09/2013
NATIONAL SECURITIES S.A	02/06/2013
PIRAEUS SECURITIES S.A.	16/02/2013
<b>PLAISIO COMPUTERS SA (CR)</b>	<b>Main Market</b>
BETA SECURITIES S.A.	05/05/2014
EUROBANK EQUITIES INVESTMENT FIRM S.A	02/03/2015
<b>PPC (CR)</b>	<b>Main Market</b>
ALPHA FINANCE INVESTMENT SERVICES S.A.	23/07/2018
ALPHA FINANCE INVESTMENT SERVICES S.A.	08/01/2013
EUROBANK EQUITIES INVESTMENT FIRM S.A	23/10/2012
MERIT SECURITIES S.A	06/11/2017
NATIONAL SECURITIES S.A	26/03/2013
PIRAEUS SECURITIES S.A.	28/09/2013
<b>QUALITY &amp; RELIABILITY SA (CR)</b>	<b>Main Market</b>
BETA SECURITIES S.A.	20/08/2014
<b>QUEST HOLDINGS (CR)</b>	<b>Main Market</b>
BETA SECURITIES S.A.	26/03/2018
EUROBANK EQUITIES INVESTMENT FIRM S.A	28/01/2019
<b>S.KANAKIS SA (CR)</b>	<b>Main Market</b>
BETA SECURITIES S.A.	01/10/2013
<b>THRACE PLASTICS SA (CR)</b>	<b>Main Market</b>
ALPHA FINANCE INVESTMENT SERVICES S.A.	26/03/2018
EUROBANK EQUITIES INVESTMENT FIRM S.A	26/03/2018
<b>TITAN CEMENT (CR)</b>	<b>Main Market</b>
NATIONAL SECURITIES S.A	17/02/2014
PIRAEUS SECURITIES S.A.	04/05/2015
<b>VIOHALCO SA/NV (CB)</b>	<b>Main Market</b>
ALPHA FINANCE INVESTMENT SERVICES S.A.	17/02/2014
EUROBANK EQUITIES INVESTMENT FIRM S.A	01/01/2017
MERIT SECURITIES S.A	17/03/2014

Equity Investment Instruments Acknowledgements

Portfolio Investments Company Name	NAV per Share	Share Price	Premium/ Discount
ALPHA TRUST ANDROMEDA SA	26.48	21.00	-20.70%

Acknowledgements Notes

According to the Decision of the Capital Market Commission 4/278/12.08.2003 Portfolio Investment Companies are required to notify the Athens Exchange on the 10th, 20th and last working day of each month the Net Asset Value (NAV) of their shares as well as Premium or Discount in relation to their market value.



Underlying Asset				Derivatives Market													
Price max	Price min	Closing price	change	Delivery Month	Open price	Price max	Price min	Last price	Closing price	Last Bid	Last Ask	Fixing price*	Life high	Life low	Trades	Volume	Open Interest
<b>FTSE/Athex Large Cap</b>																	
1,720.44	1,705.66	1,720.21	0.85%	February 2019	1,709.25	1,718.00	1,705.50	1,718.00	1,718.00	---	---		1,718.00	---	348	1,087	3,444
				March 2019	1,705.00	1,717.00	1,705.00	1,715.00	1,715.00	---	---		1,717.00	---	30	139	213
				April 2019	---	---	---	---	1,712.75	---	---		---	---	---	---	---
				June 2019	---	---	---	---	1,719.00	---	---		---	---	---	---	---
				September 2019	---	---	---	---	1,727.50	---	---		---	---	---	---	---
				December 2019	---	---	---	---	1,736.25	---	---		---	---	---	---	---

(Trade Unit: 1 Index Point x 2€, Cash Settlement)

Derivatives notes

Fixing prices and final open positions can be retrieved from the following path <http://www.helex.gr/el/web/guest/statistics-end-of-day-derivatives>

Underlying Asset				Derivatives Market													
Price max	Price min	Closing price	change	Delivery Month	Open price	Price max	Price min	Last price	Closing price	Last Bid	Last Ask	Fixing price*	Life high	Life low	Trades	Volume	Open Interest
<b>ADMIE (IPTO) HOLDING S.A. (CR)</b>				(Contract Size: 100 Securities, Physical Delivery)													
1.604	1.588	1.6	0.76%	March 2019	1.59	1.60	1.59	1.60	1.60	---	---	---	1.67	---	29	139	9,551
				June 2019	---	---	---	---	1.60	---	---	---	---	---	---	---	---
				September 2019	---	---	---	---	1.61	---	---	---	---	---	---	---	---
				December 2019	---	---	---	---	1.62	---	---	---	---	---	---	---	---
<b>ALPHA BANK (CR)</b>				(Contract Size: 100 Securities, Physical Delivery)													
0.924	0.882	0.89	2.30%	March 2019	0.888	0.924	0.883	0.894	0.894	---	---	---	1.44	---	634	10,681	33,227
				June 2019	0.910	0.910	0.910	0.910	0.910	---	---	---	0.996	---	1	4	60
				September 2019	---	---	---	---	0.881	---	---	---	---	---	---	---	---
				December 2019	---	---	---	---	0.886	---	---	---	---	---	---	---	---
<b>ATTICA BANK S.A. (CR)</b>				(Contract Size: 100 Securities, Physical Delivery)													
0.1082	0.1002	0.103	0.59%	March 2019	0.107	0.107	0.107	0.107	0.107	---	---	---	0.123	---	1	50	293
				June 2019	---	---	---	---	0.103	---	---	---	---	---	---	---	---
				September 2019	---	---	---	---	0.104	---	---	---	---	---	---	---	---
				December 2019	---	---	---	---	0.104	---	---	---	---	---	---	---	---
<b>CC HBC AG (CR)</b>				(Contract Size: 100 Securities, Physical Delivery)													
30.49	30.02	30.49	1.63%	March 2019	30.00	30.36	30.00	30.17	30.17	---	---	---	30.36	---	36	91	344
				June 2019	---	---	---	---	30.23	---	---	---	---	---	---	---	---
				September 2019	---	---	---	---	30.38	---	---	---	---	---	---	---	---
				December 2019	---	---	---	---	30.54	---	---	---	---	---	---	---	---
<b>CENERGY HOLDINGS (CB)</b>				(Contract Size: 100 Securities, Physical Delivery)													
1.238	1.212	1.224	-0.49%	March 2019	1.24	1.24	1.24	1.24	1.24	---	---	---	1.29	---	7	31	4,601
				June 2019	---	---	---	---	1.24	---	---	---	1.28	---	---	---	100
				September 2019	---	---	---	---	1.25	---	---	---	---	---	---	---	---
				December 2019	---	---	---	---	1.25	---	---	---	---	---	---	---	---
<b>ELLAKTOR (CR)</b>				(Contract Size: 100 Securities, Physical Delivery)													
1.428	1.382	1.384	0.14%	March 2019	1.39	1.42	1.38	1.38	1.38	---	---	---	1.51	---	230	1,222	8,566
				June 2019	1.40	1.40	1.39	1.39	1.39	---	---	---	1.40	---	3	25	30
				September 2019	---	---	---	---	1.40	---	---	---	---	---	---	---	---
				December 2019	---	---	---	---	1.41	---	---	---	---	---	---	---	---
<b>EUROBANK ERGASIAS (CR)</b>				(Contract Size: 100 Securities, Physical Delivery)													
0.575	0.561	0.5655	0.98%	March 2019	0.561	0.570	0.557	0.561	0.561	---	---	---	0.596	---	208	4,041	55,689
				June 2019	---	---	---	---	0.564	---	---	---	0.549	---	---	---	152
				September 2019	---	---	---	---	0.567	---	---	---	---	---	---	---	---
				December 2019	---	---	---	---	0.570	---	---	---	---	---	---	---	---

Derivatives notes

Fixing prices and final open positions can be retrieved from the following path <http://www.helex.gr/el/web/guest/statistics-end-of-day-derivatives>

Underlying Asset				Derivatives Market													
Price max	Price min	Closing price	change	Delivery Month	Open price	Price max	Price min	Last price	Closing price	Last Bid	Last Ask	Fixing price*	Life high	Life low	Trades	Volume	Open Interest
<b>EYDAP S.A. (CR)</b>				(Contract Size: 100 Securities, Physical Delivery)													
5.41	5.36	5.39	0.56%	March 2019	5.37	5.37	5.35	5.35	5.35	---	---	---	5.41	---	2	10	594
				June 2019	---	---	---	---	5.40	---	---	---	---	---	---	---	---
				September 2019	---	---	---	---	5.43	---	---	---	---	---	---	---	---
				December 2019	---	---	---	---	5.46	---	---	---	---	---	---	---	---
<b>FOURLIS (CR)</b>				(Contract Size: 100 Securities, Physical Delivery)													
4.47	4.37	4.37	-1.13%	March 2019	4.44	4.44	4.40	4.40	4.40	---	---	---	4.57	---	8	15	358
				June 2019	---	---	---	---	4.45	---	---	---	4.55	---	---	---	1
				September 2019	---	---	---	---	4.48	---	---	---	---	---	---	---	---
				December 2019	---	---	---	---	4.50	---	---	---	---	---	---	---	---
<b>GEK TERNA (CR)</b>				(Contract Size: 100 Securities, Physical Delivery)													
4.575	4.34	4.545	3.53%	March 2019	4.43	4.58	4.43	4.53	4.53	---	---	---	4.66	---	34	141	5,075
				June 2019	---	---	---	---	4.42	---	---	---	---	---	---	---	---
				September 2019	---	---	---	---	4.45	---	---	---	---	---	---	---	---
				December 2019	---	---	---	---	4.47	---	---	---	---	---	---	---	---
<b>GRIVALIA PROPERTIES (CR)</b>				(Contract Size: 105 Securities, Physical Delivery)													
8.76	8.62	8.68	0.93%	March 2019	8.69	8.78	8.63	8.70	8.70	---	---	---	8.78	---	10	39	176
				June 2019	8.73	8.74	8.73	8.74	8.74	---	---	---	8.74	---	2	8	8
				September 2019	---	---	---	---	8.71	---	---	---	---	---	---	---	---
				December 2019	---	---	---	---	8.75	---	---	---	---	---	---	---	---
<b>HELLENIC EXCHANGES-A.S.E. (CR)</b>				(Contract Size: 100 Securities, Physical Delivery)													
3.72	3.68	3.72	1.64%	March 2019	3.72	3.74	3.69	3.73	3.73	---	---	---	4.10	---	45	124	1,858
				June 2019	---	---	---	---	3.69	---	---	---	---	---	---	---	---
				September 2019	---	---	---	---	3.71	---	---	---	---	---	---	---	---
				December 2019	---	---	---	---	3.73	---	---	---	---	---	---	---	---
<b>HELLENIC PETROLEUM (CR)</b>				(Contract Size: 100 Securities, Physical Delivery)													
7.87	7.65	7.81	1.17%	March 2019	7.70	7.88	7.70	7.80	7.80	---	---	---	7.92	---	35	105	2,337
				June 2019	---	---	---	---	7.78	---	---	---	---	---	---	---	---
				September 2019	---	---	---	---	7.82	---	---	---	---	---	---	---	---
				December 2019	---	---	---	---	7.86	---	---	---	---	---	---	---	---
<b>INTRACOM HOLDINGS (CR)</b>				(Contract Size: 100 Securities, Physical Delivery)													
0.724	0.707	0.719	0.98%	March 2019	0.715	0.725	0.715	0.725	0.725	---	---	---	0.760	---	2	6	2,596
				June 2019	---	---	---	---	0.718	---	---	---	---	---	---	---	---
				September 2019	---	---	---	---	0.721	---	---	---	---	---	---	---	---
				December 2019	---	---	---	---	0.725	---	---	---	---	---	---	---	---

Derivatives notes

Fixing prices and final open positions can be retrieved from the following path <http://www.helex.gr/el/web/guest/statistics-end-of-day-derivatives>

Underlying Asset				Derivatives Market													
Price max	Price min	Closing price	change	Delivery Month	Open price	Price max	Price min	Last price	Closing price	Last Bid	Last Ask	Fixing price*	Life high	Life low	Trades	Volume	Open Interest
<b>INTRALOT (CR)</b>				(Contract Size: 100 Securities, Physical Delivery)													
0.4685	0.455	0.464	1.31%	March 2019	0.456	0.470	0.456	0.470	0.470	---	---	---	0.522	---	50	463	3,075
				June 2019	---	---	---	---	0.462	---	---	---	---	---	---	---	---
				September 2019	---	---	---	---	0.464	---	---	---	---	---	---	---	---
				December 2019	---	---	---	---	0.466	---	---	---	---	---	---	---	---
<b>JUMBO SA (CR)</b>				(Contract Size: 100 Securities, Physical Delivery)													
14.52	14.38	14.5	0.00%	March 2019	14.40	14.46	14.40	14.44	14.44	---	---	---	14.46	---	18	47	765
				June 2019	---	---	---	---	14.61	---	---	---	14.35	---	---	---	---
				September 2019	---	---	---	---	14.69	---	---	---	---	---	---	---	---
				December 2019	---	---	---	---	14.76	---	---	---	---	---	---	---	---
<b>LAMDA DEVELOPMENT SA (CR)</b>				(Contract Size: 100 Securities, Physical Delivery)													
6.2	6.14	6.14	-0.65%	March 2019	6.20	6.24	6.15	6.15	6.15	---	---	---	6.24	---	20	38	2,177
				June 2019	---	---	---	---	6.23	---	---	---	---	---	---	---	---
				September 2019	---	---	---	---	6.26	---	---	---	---	---	---	---	---
				December 2019	---	---	---	---	6.29	---	---	---	---	---	---	---	---
<b>MARFIN INVESTMENT GROUP (CR)</b>				(Contract Size: 100 Securities, Physical Delivery)													
0.0733	0.0696	0.0724	2.55%	March 2019	0.070	0.073	0.070	0.073	0.073	---	---	---	0.092	---	67	1,923	49,916
				June 2019	---	---	---	---	0.071	---	---	---	---	---	---	---	---
				September 2019	---	---	---	---	0.072	---	---	---	---	---	---	---	---
				December 2019	---	---	---	---	0.072	---	---	---	---	---	---	---	---
<b>MOTOR OIL (CR)</b>				(Contract Size: 100 Securities, Physical Delivery)													
22.3	21.75	22.3	1.36%	March 2019	21.89	22.20	21.89	22.15	22.15	---	---	---	22.20	---	8	14	304
				June 2019	---	---	---	---	22.17	---	---	---	---	---	---	---	---
				September 2019	---	---	---	---	22.28	---	---	---	---	---	---	---	---
				December 2019	---	---	---	---	22.39	---	---	---	---	---	---	---	---
<b>MYTILINEOS HOLDINGS (CR)</b>				(Contract Size: 100 Securities, Physical Delivery)													
8.61	8.35	8.58	2.75%	March 2019	8.43	8.63	8.38	8.59	8.59	---	---	---	8.75	---	66	168	7,646
				June 2019	---	---	---	---	8.41	---	---	---	7.69	---	---	---	65
				September 2019	---	---	---	---	8.46	---	---	---	---	---	---	---	---
				December 2019	---	---	---	---	8.50	---	---	---	---	---	---	---	---
<b>NATIONAL BANK (CR)</b>				(Contract Size: 100 Securities, Physical Delivery)													
1.064	0.995	1.028	2.80%	March 2019	1.02	1.07	0.996	1.03	1.03	---	---	---	1.24	---	266	6,171	35,733
				June 2019	---	---	---	---	1.01	---	---	---	---	---	---	---	---
				September 2019	---	---	---	---	1.01	---	---	---	---	---	---	---	---
				December 2019	---	---	---	---	1.02	---	---	---	---	---	---	---	---

Derivatives notes

Fixing prices and final open positions can be retrieved from the following path <http://www.helex.gr/el/web/guest/statistics-end-of-day-derivatives>

Underlying Asset				Derivatives Market													
Price max	Price min	Closing price	change	Delivery Month	Open price	Price max	Price min	Last price	Closing price	Last Bid	Last Ask	Fixing price*	Life high	Life low	Trades	Volume	Open Interest
<b>OPAP (CR)</b>				(Contract Size: 100 Securities, Physical Delivery)													
8.59	8.505	8.515	-0.06%	March 2019	8.55	8.57	8.52	8.57	8.57	---	---	---	9.16	---	20	77	2,075
				June 2019	---	---	---	---	8.59	---	---	---	8.17	---	---	---	10
				September 2019	---	---	---	---	8.63	---	---	---	---	---	---	---	---
				December 2019	---	---	---	---	8.67	---	---	---	---	---	---	---	---
<b>OTE (CR)</b>				(Contract Size: 100 Securities, Physical Delivery)													
10.95	10.7	10.74	-2.27%	March 2019	10.84	10.88	10.70	10.74	10.74	---	---	---	11.15	---	123	358	2,151
				June 2019	---	---	---	---	11.08	---	---	---	---	---	---	---	---
				September 2019	---	---	---	---	11.13	---	---	---	---	---	---	---	---
				December 2019	---	---	---	---	11.19	---	---	---	---	---	---	---	---
<b>P.P.A. S.A. (CR)</b>				(Contract Size: 100 Securities, Physical Delivery)													
14.9	14.66	14.76	0.41%	March 2019	14.84	14.85	14.84	14.85	14.85	---	---	---	16.48	---	2	2	371
				June 2019	---	---	---	---	14.81	---	---	---	14.76	---	---	---	160
				September 2019	---	---	---	---	14.89	---	---	---	---	---	---	---	---
				December 2019	---	---	---	---	14.96	---	---	---	---	---	---	---	---
<b>PIRAEUS BANK (CR)</b>				(Contract Size: 100 Securities, Physical Delivery)													
0.6695	0.58	0.65	14.03%	March 2019	0.587	0.667	0.582	0.649	0.649	---	---	---	1.25	---	713	6,764	25,896
				June 2019	---	---	---	---	0.574	---	---	---	---	---	---	---	---
				September 2019	---	---	---	---	0.577	---	---	---	---	---	---	---	---
				December 2019	---	---	---	---	0.580	---	---	---	---	---	---	---	---
<b>PPC (CR)</b>				(Contract Size: 100 Securities, Physical Delivery)													
1.327	1.295	1.314	0.46%	March 2019	1.31	1.33	1.30	1.31	1.31	---	---	---	1.50	---	60	254	9,836
				June 2019	---	---	---	---	1.32	---	---	---	---	---	---	---	---
				September 2019	---	---	---	---	1.32	---	---	---	---	---	---	---	---
				December 2019	---	---	---	---	1.33	---	---	---	---	---	---	---	---
<b>TERNA ENERGY (CR)</b>				(Contract Size: 106 Securities, Physical Delivery)													
5.96	5.87	5.96	1.02%	March 2019	5.95	5.96	5.90	5.96	5.96	---	---	---	5.96	5.35	9	33	3,405
				June 2019	---	---	---	---	5.95	---	---	---	---	---	---	---	2
				September 2019	---	---	---	---	5.98	---	---	---	---	---	---	---	---
				December 2019	---	---	---	---	6.01	---	---	---	---	---	---	---	---
<b>TITAN CEMENT (CR)</b>				(Contract Size: 100 Securities, Physical Delivery)													
19.9	19.76	19.8	-0.10%	March 2019	19.85	19.90	19.80	19.80	19.80	---	---	---	20.64	---	3	5	122
				June 2019	---	---	---	---	19.97	---	---	---	---	---	---	---	---
				September 2019	---	---	---	---	20.07	---	---	---	---	---	---	---	---
				December 2019	---	---	---	---	20.17	---	---	---	---	---	---	---	---

Derivatives notes

Fixing prices and final open positions can be retrieved from the following path <http://www.helex.gr/el/web/guest/statistics-end-of-day-derivatives>

Underlying Asset				Derivatives Market													
Price max	Price min	Closing price	change	Delivery Month	Open price	Price max	Price min	Last price	Closing price	Last Bid	Last Ask	Fixing price*	Life high	Life low	Trades	Volume	Open Interest
<b>VIOHALCO SA/NV (CB)</b>				(Contract Size: 100 Securities, Physical Delivery)													
2.71	2.675	2.695	0.75%	March 2019	2.70	2.71	2.70	2.71	2.71	---	---	---	2.80	---	11	35	5,158
				June 2019	---	---	---	---	2.70	---	---	---	---	---	---	---	---
				September 2019	---	---	---	---	2.71	---	---	---	---	---	---	---	---
				December 2019	---	---	---	---	2.72	---	---	---	---	---	---	---	---

Derivatives notes

Fixing prices and final open positions can be retrieved from the following path <http://www.helex.gr/el/web/guest/statistics-end-of-day-derivatives>

FTSE/Athex Large Cap

(Trade Unit: 1 Index Point x 2€ - Exercise Style: European, Cash Settlement)

Exercise Price	Call Options														Put Options																			
	February 2019							March 2019							Other Months		February 2019							March 2019							Other Months		Exercise Price	
	Open price	Price max	Price min	Last price	Closing price	Volume	Open Interest	Open price	Price max	Price min	Last price	Closing price	Volume	Open Interest	Volume	Open Interest	Open price	Price max	Price min	Last price	Closing price	Volume	Open Interest	Open price	Price max	Price min	Last price	Closing price	Volume	Open Interest	Volume	Open Interest		
1,425	0.00	0.00	0.00	-	275.00	-	-	0.00	0.00	0.00	-	271.00	-	-			0.00	0.00	0.00	-	0.01	-	-	0.00	0.00	0.00	-	0.02	-	-				1,425
1,450	0.00	0.00	0.00	-	250.00	-	-	0.00	0.00	0.00	-	246.00	-	-			0.00	0.00	0.00	-	0.01	-	-	0.00	0.00	0.00	-	0.05	-	-			1,450	
1,475	0.00	0.00	0.00	-	225.00	-	-	0.00	0.00	0.00	-	222.00	-	-			0.00	0.00	0.00	-	0.01	-	-	0.00	0.00	0.00	-	0.15	-	-			1,475	
1,500	0.00	0.00	0.00	-	200.00	-	-	0.00	0.00	0.00	-	197.00	-	-			0.00	0.00	0.00	-	0.01	-	-	0.00	0.00	0.00	-	0.38	-	-			1,500	
1,525	0.00	0.00	0.00	-	175.00	-	-	0.00	0.00	0.00	-	172.00	-	-			0.00	0.00	0.00	-	0.01	-	-	0.00	0.00	0.00	-	0.88	-	-			1,525	
1,550	0.00	0.00	0.00	-	150.00	-	-	0.00	0.00	0.00	-	149.00	-	-			0.00	0.00	0.00	-	0.04	-	31	0.00	0.00	0.00	-	1.90	-	-			1,550	
1,575	0.00	0.00	0.00	-	125.00	-	-	0.00	0.00	0.00	-	125.00	-	-			0.00	0.00	0.00	-	0.19	-	215	0.00	0.00	0.00	-	3.70	-	-			1,575	
1,600	118.00	118.00	118.00	118.00	118.00	2	19	0.00	0.00	0.00	-	103.00	-	-			0.00	118.00	0.00	-	0.70	-	82	0.00	0.00	0.00	-	6.60	-	30			1,600	
1,625	0.00	0.00	0.00	-	77.50	-	82	0.00	0.00	0.00	-	83.00	-	-			0.00	0.00	0.00	-	2.10	-	174	0.00	0.00	0.00	-	11.25	-	-			1,625	
1,650	0.00	0.00	0.00	-	55.50	-	40	0.00	0.00	0.00	-	65.00	-	-			0.00	0.00	0.00	-	5.50	-	136	0.00	0.00	0.00	-	18.00	-	25			1,650	
1,675	45.00	45.00	43.00	43.00	43.00	12	199	0.00	0.00	0.00	-	49.00	-	81			0.00	45.00	0.00	-	11.75	-	16	18.75	18.75	18.00	18.00	18.00	30	90			1,675	
1,700	27.50	27.50	27.50	27.50	27.50	1	101	0.00	0.00	0.00	-	35.75	-	83			16.00	27.50	12.00	12.00	12.00	25	-	0.00	0.00	0.00	-	38.75	-	20			1,700	
1,725	14.75	15.00	14.75	15.00	15.00	200	200	0.00	0.00	0.00	-	25.25	-	25			0.00	15.00	0.00	-	37.00	-	-	0.00	0.00	0.00	-	53.00	-	-			1,725	
1,750	0.00	0.00	0.00	-	6.00	-	-	0.00	0.00	0.00	-	17.00	-	60			0.00	0.00	0.00	-	55.50	-	-	0.00	0.00	0.00	-	70.00	-	-			1,750	
1,775	0.00	0.00	0.00	-	2.60	-	-	0.00	0.00	0.00	-	11.25	-	-			0.00	0.00	0.00	-	77.50	-	-	0.00	0.00	0.00	-	89.00	-	-			1,775	
1,800	0.00	0.00	0.00	-	0.99	-	-	0.00	0.00	0.00	-	7.00	-	-			0.00	0.00	0.00	-	101.00	-	-	0.00	0.00	0.00	-	110.00	-	-			1,800	
1,825	0.00	0.00	0.00	-	0.33	-	-	0.00	0.00	0.00	-	4.20	-	-			0.00	0.00	0.00	-	125.00	-	-	0.00	0.00	0.00	-	132.00	-	-			1,825	
1,850	0.00	0.00	0.00	-	0.10	-	-	0.00	0.00	0.00	-	2.50	-	-			0.00	0.00	0.00	-	150.00	-	-	0.00	0.00	0.00	-	155.00	-	-			1,850	
1,875	-	-	-	-	-	-	-	0.00	0.00	0.00	-	1.40	-	-			-	-	-	-	-	-	-	0.00	0.00	0.00	-	179.00	-	-			1,875	
1,900	-	-	-	-	-	-	-	0.00	0.00	0.00	-	0.73	-	-			-	-	-	-	-	-	-	0.00	0.00	0.00	-	203.00	-	-			1,900	
1,925	-	-	-	-	-	-	-	0.00	0.00	0.00	-	0.38	-	-			-	-	-	-	-	-	-	0.00	0.00	0.00	-	228.00	-	-			1,925	
1,950	-	-	-	-	-	-	-	0.00	0.00	0.00	-	0.19	-	-			-	-	-	-	-	-	-	0.00	0.00	0.00	-	253.00	-	-			1,950	
1,975	-	-	-	-	-	-	-	0.00	0.00	0.00	-	0.09	-	-			-	-	-	-	-	-	-	0.00	0.00	0.00	-	277.00	-	-			1,975	
2,000	-	-	-	-	-	-	-	0.00	0.00	0.00	-	0.04	-	-			-	-	-	-	-	-	-	0.00	0.00	0.00	-	302.00	-	-			2,000	
2,050	-	-	-	-	-	-	-	0.00	0.00	0.00	-	0.01	-	-			-	-	-	-	-	-	-	0.00	0.00	0.00	-	352.00	-	-			2,050	
2,100	-	-	-	-	-	-	-	0.00	0.00	0.00	-	0.01	-	-			-	-	-	-	-	-	-	0.00	0.00	0.00	-	402.00	-	-			2,100	
2,150	-	-	-	-	-	-	-	0.00	0.00	0.00	-	0.01	-	-			-	-	-	-	-	-	-	0.00	0.00	0.00	-	452.00	-	-			2,150	
2,200	-	-	-	-	-	-	-	0.00	0.00	0.00	-	0.01	-	-			-	-	-	-	-	-	-	0.00	0.00	0.00	-	502.00	-	-			2,200	
2,250	-	-	-	-	-	-	-	0.00	0.00	0.00	-	0.01	-	-			-	-	-	-	-	-	-	0.00	0.00	0.00	-	552.00	-	-			2,250	
2,300	-	-	-	-	-	-	-	0.00	0.00	0.00	-	0.01	-	-			-	-	-	-	-	-	-	0.00	0.00	0.00	-	602.00	-	-			2,300	
2,350	-	-	-	-	-	-	-	0.00	0.00	0.00	-	0.01	-	-			-	-	-	-	-	-	-	0.00	0.00	0.00	-	651.00	-	-			2,350	
2,400	-	-	-	-	-	-	-	0.00	0.00	0.00	-	0.01	-	-			-	-	-	-	-	-	-	0.00	0.00	0.00	-	701.00	-	-			2,400	
2,450	-	-	-	-	-	-	-	0.00	0.00	0.00	-	0.01	-	-			-	-	-	-	-	-	-	0.00	0.00	0.00	-	751.00	-	-			2,450	
Totals:								215	641				0	249	0	0						25	654				30	165	0	0				
Number of Trades:								15					0		0								5					3			0			

ALPHA BANK (CR)

(Contract Size: 100 Securities, Exercise Style: American, Physical Delivery)

Call Options																Put Options																																		
Exercise Price	February 2019						March 2019						Other Months		February 2019						March 2019						Other Months		Exercise Price																					
	Open price	Price max	Price min	Last price	Closing price	Volume	Open Interest	Open price	Price max	Price min	Last price	Closing price	Volume	Open Interest	Volume	Open Interest	Open price	Price max	Price min	Last price	Closing price	Volume	Open Interest	Open price	Price max	Price min	Last price	Closing price		Volume	Open Interest	Volume	Open Interest																	
0.600	0.000	0.000	0.000	0.271	-	-	0.000	0.000	0.000	0.272	-	-				0.000	0.000	0.000	0.002	-	-	0.000	0.000	0.000	0.001	-	-				0.006																			
0.650	0.000	0.000	0.000	0.222	-	-	0.000	0.000	0.000	0.225	-	-				0.000	0.000	0.000	0.001	-	-	0.000	0.000	0.000	0.003	-	-				0.007																			
0.700	0.000	0.000	0.000	0.175	-	-	0.000	0.000	0.000	0.180	-	-				0.000	0.000	0.000	0.004	-	-	0.000	0.000	0.000	0.008	-	-				0.007																			
0.750	0.000	0.000	0.000	0.132	-	-	0.000	0.000	0.000	0.139	-	-				0.000	0.000	0.000	0.011	-	-	0.000	0.000	0.000	0.018	-	-				0.008																			
0.800	0.000	0.000	0.000	0.094	-	-	0.000	0.000	0.000	0.104	-	-				0.000	0.000	0.000	0.024	-	-	0.000	0.000	0.000	0.033	-	-				0.008																			
0.850	0.000	0.000	0.000	0.064	-	20	0.000	0.000	0.000	0.075	-	30				0.000	0.000	0.000	0.044	-	-	0.000	0.000	0.000	0.054	-	-				0.009																			
0.900	0.000	0.000	0.000	0.041	-	-	0.000	0.000	0.000	0.053	-	-				0.000	0.000	0.000	0.071	-	-	0.000	0.000	0.000	0.081	-	-				0.009																			
0.950	0.000	0.000	0.000	0.025	-	-	0.000	0.000	0.000	0.036	-	-				0.000	0.000	0.000	0.104	-	-	0.000	0.000	0.000	0.114	-	-				0.010																			
1.000	0.000	0.000	0.000	0.015	-	10	0.000	0.000	0.000	0.023	-	-				0.000	0.000	0.000	0.144	-	-	0.000	0.000	0.000	0.151	-	-				0.010																			
1.100	0.000	0.000	0.000	0.004	-	-	0.000	0.000	0.000	0.009	-	40				0.000	0.000	0.000	0.234	-	-	0.000	0.000	0.000	0.237	-	-				0.011																			
1.200	0.000	0.000	0.000	0.001	-	30	0.000	0.000	0.000	0.003	-	-				0.000	0.000	0.000	0.331	-	-	0.000	0.000	0.000	0.332	-	-				0.012																			
1.300	0.000	0.000	0.000	0.002	-	-	0.000	0.000	0.000	0.001	-	-				0.000	0.000	0.000	0.430	-	-	0.000	0.000	0.000	0.430	-	-				0.013																			
1.400	0.000	0.000	0.000	0.001	-	-	0.000	0.000	0.000	0.001	-	-				0.000	0.000	0.000	0.530	-	-	0.000	0.000	0.000	0.530	-	-				0.014																			
1.500	0.000	0.000	0.000	0.001	-	-	0.000	0.000	0.000	0.005	-	-				0.000	0.000	0.000	0.630	-	-	0.000	0.000	0.000	0.630	-	-				0.015																			
1.600	0.000	0.000	0.000	0.001	-	-	0.000	0.000	0.000	0.003	-	-				0.000	0.000	0.000	0.730	-	-	0.000	0.000	0.000	0.730	-	-				0.016																			
1.700	0.000	0.000	0.000	0.001	-	-	0.000	0.000	0.000	0.001	-	-				0.000	0.000	0.000	0.830	-	-	0.000	0.000	0.000	0.830	-	-				0.017																			
1.800	0.000	0.000	0.000	0.002	-	-	0.000	0.000	0.000	0.001	-	-				0.000	0.000	0.000	0.930	-	-	0.000	0.000	0.000	0.930	-	-				0.018																			
1.900	0.000	0.000	0.000	0.001	-	-	0.000	0.000	0.000	0.001	-	-				0.000	0.000	0.000	1.03	-	-	0.000	0.000	0.000	1.03	-	-				0.019																			
2.000					-	-	0.000	0.000	0.000	0.001	-	-											0.000	0.000	0.000	1.13	-	-				0.020																		
2.200					-	-	0.000	0.000	0.000	0.001	-	-											0.000	0.000	0.000	1.33	-	-				0.022																		
2.400					-	-	0.000	0.000	0.000	0.001	-	-											0.000	0.000	0.000	1.53	-	-				0.024																		
2.600					-	-	0.000	0.000	0.000	0.001	-	-											0.000	0.000	0.000	1.73	-	-				0.026																		
2.800					-	-	0.000	0.000	0.000	0.001	-	-											0.000	0.000	0.000	1.93	-	-				0.028																		
3.000					-	-	0.000	0.000	0.000	0.001	-	-											0.000	0.000	0.000	2.13	-	-				0.030																		
3.200					-	-	0.000	0.000	0.000	0.001	-	-											0.000	0.000	0.000	2.33	-	-				0.032																		
Totals:						0						60				0							70							0				0				0				0				0				0
Number of Trades:						0						0				0							0.00							0				0				0				0								



NATIONAL BANK (CR)

(Contract Size: 100 Securities, Exercise Style: American, Physical Delivery)

Call Options

Put Options

Exercise Price	Call Options															Put Options															Exercise Price				
	February 2019							March 2019							Other Months		February 2019							March 2019								Other Months			
	Open price	Price max	Price min	Last price	Closing price	Volume	Open Interest	Open price	Price max	Price min	Last price	Closing price	Volume	Open Interest	Volume	Open Interest	Open price	Price max	Price min	Last price	Closing price	Volume	Open Interest	Open price	Price max	Price min	Last price	Closing price	Volume	Open Interest	Volume	Open Interest			
0.050						-	-	0.000	0.000	0.000		0.950	-	-			-	-	0.000	0.000	0.000		0.001	-	-			0.000	0.000	0.000		0.001	-	-	0.001
0.100						-	-	0.000	0.000	0.000		0.900	-	-			-	-	0.000	0.000	0.000		0.024	-	-			0.000	0.000	0.000		0.001	-	-	0.001
0.150						-	-	0.000	0.000	0.000		0.850	-	-			-	-	0.000	0.000	0.000		0.120	-	-			0.000	0.000	0.000		0.002	-	-	0.002
0.200						-	-	0.000	0.000	0.000		0.800	-	-			-	-	0.000	0.000	0.000		0.313	-	-			0.000	0.000	0.000		0.002	-	-	0.002
0.250						-	-	0.000	0.000	0.000		0.751	-	-			-	-	0.000	0.000	0.000		0.586	-	-			0.000	0.000	0.000		0.003	-	-	0.003
0.300						-	-	0.000	0.000	0.000		0.701	-	-			-	-	0.000	0.000	0.000		0.925	-	-			0.000	0.000	0.000		0.003	-	-	0.003
0.350						-	-	0.000	0.000	0.000		0.651	-	-			-	-	0.000	0.000	0.000		1.31	-	-			0.000	0.000	0.000		0.004	-	-	0.004
0.400						-	-	0.000	0.000	0.000		0.601	-	-			-	-	0.000	0.000	0.000		1.73	-	-			0.000	0.000	0.000		0.004	-	-	0.004
0.450						-	-	0.000	0.000	0.000		0.551	-	-			-	-	0.000	0.000	0.000		0.001	-	-			0.000	0.000	0.000		0.005	-	-	0.005
0.500						-	-	0.000	0.000	0.000		0.501	-	-			-	-	0.000	0.000	0.000		0.001	-	-			0.000	0.000	0.000		0.005	-	-	0.005
0.550						-	-	0.000	0.000	0.000		0.451	-	-			-	-	0.000	0.000	0.000		0.002	-	-			0.000	0.000	0.000		0.006	-	-	0.006
0.600						-	-	0.000	0.000	0.000		0.402	-	-			-	-	0.000	0.000	0.000		0.005	-	-			0.000	0.000	0.000		0.006	-	-	0.006
0.650	0.000	0.000	0.000		0.351	-	-	0.000	0.000	0.000		0.352	-	-			0.000	0.000	0.000		0.001	-	-	0.000	0.000	0.000		0.001	-	-	0.000	0.000	0.000	0.007	
0.700	0.000	0.000	0.000		0.301	-	-	0.000	0.000	0.000		0.303	-	-			0.000	0.000	0.000		0.001	-	-	0.000	0.000	0.000		0.002	-	-	0.000	0.000	0.000	0.007	
0.750	0.000	0.000	0.000		0.252	-	-	0.000	0.000	0.000		0.256	-	-			0.000	0.000	0.000		0.001	-	-	0.000	0.000	0.000		0.004	-	-	0.000	0.000	0.000	0.008	
0.800	0.000	0.000	0.000		0.204	-	-	0.000	0.000	0.000		0.211	-	-			0.000	0.000	0.000		0.003	-	-	0.000	0.000	0.000		0.009	-	-	0.000	0.000	0.000	0.008	
0.850	0.000	0.000	0.000		0.159	-	-	0.000	0.000	0.000		0.170	-	-			0.000	0.000	0.000		0.008	-	-	0.000	0.000	0.000		0.018	-	-	0.000	0.000	0.000	0.009	
0.900	0.000	0.000	0.000		0.119	-	-	0.000	0.000	0.000		0.133	-	210			0.000	0.000	0.000		0.019	-	-	0.000	0.000	0.000		0.031	-	-	0.000	0.000	0.000	0.009	
0.950	0.000	0.000	0.000		0.085	-	-	0.000	0.000	0.000		0.102	-	-			0.000	0.000	0.000		0.035	-	-	0.000	0.000	0.000		0.050	-	-	0.000	0.000	0.000	0.010	
1.000	0.000	0.000	0.000		0.058	-	-	0.000	0.000	0.000		0.076	-	60			0.000	0.000	0.000		0.057	-	-	0.000	0.000	0.000		0.073	-	-	0.000	0.000	0.000	0.010	
1.100	0.000	0.000	0.000		0.024	-	-	0.000	0.000	0.000		0.039	-	-			0.000	0.000	0.000		0.123	-	-	0.000	0.000	0.000		0.137	-	-	0.000	0.000	0.000	0.011	
1.200	0.000	0.000	0.000		0.008	-	-	0.000	0.000	0.000		0.019	-	20			0.000	0.000	0.000		0.207	-	-	0.000	0.000	0.000		0.216	-	-	0.000	0.000	0.000	0.012	
1.300	0.000	0.000	0.000		0.002	-	30	0.000	0.000	0.000		0.008	-	100			0.000	0.000	0.000		0.302	-	-	0.000	0.000	0.000		0.306	-	-	0.000	0.000	0.000	0.013	
1.400	0.000	0.000	0.000		0.001	-	-	0.000	0.000	0.000		0.003	-	20			0.000	0.000	0.000		0.400	-	-	0.000	0.000	0.000		0.402	-	-	0.000	0.000	0.000	0.014	
1.500	0.000	0.000	0.000		0.001	-	-	0.000	0.000	0.000		0.001	-	-			0.000	0.000	0.000		0.500	-	-	0.000	0.000	0.000		0.500	-	-	0.000	0.000	0.000	0.015	
1.600	0.000	0.000	0.000		0.001	-	-	0.000	0.000	0.000		0.005	-	-			0.000	0.000	0.000		0.600	-	-	0.000	0.000	0.000		0.600	-	-	0.000	0.000	0.000	0.016	
1.700	0.000	0.000	0.000		0.001	-	-	0.000	0.000	0.000		0.003	-	-			0.000	0.000	0.000		0.700	-	-	0.000	0.000	0.000		0.700	-	-	0.000	0.000	0.000	0.017	
1.800						-	-	0.000	0.000	0.000		0.002	-	-			-	-	0.000	0.000	0.000		0.800	-	-			0.000	0.000	0.000		0.018	-	-	0.018
1.900						-	-	0.000	0.000	0.000		0.001	-	-			-	-	0.000	0.000	0.000		0.900	-	-			0.000	0.000	0.000		0.019	-	-	0.019
2.000						-	-	0.000	0.000	0.000		0.001	-	-			-	-	0.000	0.000	0.000		1.00	-	-			0.000	0.000	0.000		0.020	-	-	0.020
2.200						-	-	0.000	0.000	0.000		0.001	-	-			-	-	0.000	0.000	0.000		1.20	-	-			0.000	0.000	0.000		0.022	-	-	0.022
2.400						-	-	0.000	0.000	0.000		0.001	-	-			-	-	0.000	0.000	0.000		1.40	-	-			0.000	0.000	0.000		0.024	-	-	0.024
2.600						-	-	0.000	0.000	0.000		0.003	-	-			-	-	0.000	0.000	0.000		1.60	-	-			0.000	0.000	0.000		0.026	-	-	0.026
2.800						-	-	0.000	0.000	0.000		0.002	-	-			-	-	0.000	0.000	0.000		1.80	-	-			0.000	0.000	0.000		0.028	-	-	0.028
3.000						-	-	0.000	0.000	0.000		0.001	-	-			-	-	0.000	0.000	0.000		2.00	-	-			0.000	0.000	0.000		0.030	-	-	0.030
3.200						-	-	0.000	0.000	0.000		0.001	-	-			-	-	0.000	0.000	0.000		2.20	-	-			0.000	0.000	0.000		0.032	-	-	0.032

## NATIONAL BANK (CR)

(Contract Size: 100 Securities, Exercise Style: American, Physical Delivery)

Exercise Price	Call Options														Put Options											Exercise Price				
	February 2019				March 2019				Other Months		February 2019				March 2019				Other Months											
	Open price	Price max	Price min	Last price	Closing price	Volume	Open Interest	Open price	Price max	Price min	Last price	Closing price	Volume	Open Interest	Volume	Open Interest	Open price	Price max	Price min	Last price	Closing price	Volume	Open Interest	Volume	Open Interest					
3.400								0.000	0.000	0.000	0.001	-	-									0.000	0.000	0.000	2.40	-	-			0.034
Totals:						0	30					0	410		0	0					0	0		0	170		0	0		
Number of Trades:							0						0		0									0		0				

OPAP (CR)

(Contract Size: 100 Securities, Exercise Style: American, Physical Delivery)

Exercise Price	Call Options														Put Options																		
	February 2019							March 2019							Other Months		February 2019							March 2019							Other Months		Exercise Price
	Open price	Price max	Price min	Last price	Closing price	Volume	Open Interest	Open price	Price max	Price min	Last price	Closing price	Volume	Open Interest	Volume	Open Interest	Open price	Price max	Price min	Last price	Closing price	Volume	Open Interest	Open price	Price max	Price min	Last price	Closing price	Volume	Open Interest	Volume	Open Interest	
5.600	0.000	0.000	0.000	2.92	-	-	0.000	0.000	0.000	2.93	-	-	0.000	0.000	0.000	0.001	-	-	0.000	0.000	0.000	0.001	-	-	0.000	0.000	0.000	0.001	-	-	0.056		
6.000	0.000	0.000	0.000	2.52	-	-	0.000	0.000	0.000	2.53	-	-	0.000	0.000	0.000	0.001	-	-	0.000	0.000	0.000	0.001	-	-	0.000	0.000	0.000	0.001	-	-	0.060		
6.400	0.000	0.000	0.000	2.12	-	-	0.000	0.000	0.000	2.13	-	-	0.000	0.000	0.000	0.001	-	-	0.000	0.000	0.000	0.001	-	-	0.000	0.000	0.000	0.001	-	-	0.064		
6.800	0.000	0.000	0.000	1.73	-	-	0.000	0.000	0.000	1.74	-	-	0.000	0.000	0.000	0.001	-	-	0.000	0.000	0.000	0.001	-	-	0.000	0.000	0.000	0.001	-	-	0.068		
7.200	0.000	0.000	0.000	1.33	-	-	0.000	0.000	0.000	1.34	-	-	0.000	0.000	0.000	0.001	-	-	0.000	0.000	0.000	0.001	-	-	0.000	0.000	0.000	0.007	-	-	0.072		
7.600	0.000	0.000	0.000	0.928	-	20	0.000	0.000	0.000	0.969	-	-	0.000	0.000	0.000	0.002	-	-	0.000	0.000	0.000	0.031	-	-	0.000	0.000	0.000	0.031	-	-	0.076		
8.000	0.000	0.000	0.000	0.549	-	20	0.000	0.000	0.000	0.637	-	-	0.000	0.000	0.000	0.023	-	5	0.000	0.000	0.000	0.099	-	-	0.000	0.000	0.000	0.099	-	-	0.080		
8.400	0.000	0.000	0.000	0.246	-	10	0.000	0.000	0.000	0.374	-	-	0.000	0.000	0.000	0.120	-	-	0.000	0.000	0.000	0.236	-	-	0.000	0.000	0.000	0.236	-	-	0.084		
8.800	0.000	0.000	0.000	0.076	-	-	0.000	0.000	0.000	0.193	-	-	0.000	0.000	0.000	0.350	-	-	0.000	0.000	0.000	0.455	-	-	0.000	0.000	0.000	0.455	-	-	0.088		
9.200	0.000	0.000	0.000	0.015	-	-	0.000	0.000	0.000	0.086	-	-	0.000	0.000	0.000	0.690	-	-	0.000	0.000	0.000	0.750	-	-	0.000	0.000	0.000	0.750	-	-	0.092		
9.600	0.000	0.000	0.000	0.002	-	-	0.000	0.000	0.000	0.034	-	-	0.000	0.000	0.000	1.08	-	-	0.000	0.000	0.000	1.10	-	-	0.000	0.000	0.000	1.10	-	-	0.096		
10.000	0.000	0.000	0.000	0.001	-	-	0.000	0.000	0.000	0.012	-	-	0.000	0.000	0.000	1.48	-	-	0.000	0.000	0.000	1.48	-	-	0.000	0.000	0.000	1.48	-	-	0.100		
11.000	0.000	0.000	0.000	0.001	-	-	0.000	0.000	0.000	0.001	-	-	0.000	0.000	0.000	2.48	-	-	0.000	0.000	0.000	2.48	-	-	0.000	0.000	0.000	2.48	-	-	0.110		
12.000	0.000	0.000	0.000	0.001	-	-	0.000	0.000	0.000	0.001	-	-	0.000	0.000	0.000	3.48	-	-	0.000	0.000	0.000	3.48	-	-	0.000	0.000	0.000	3.48	-	-	0.120		
13.000							0.000	0.000	0.000	0.001	-	-							0.000	0.000	0.000	4.48	-	-				4.48	-	-	0.130		
14.000							0.000	0.000	0.000	0.001	-	-							0.000	0.000	0.000	5.48	-	-				5.48	-	-	0.140		
15.000							0.000	0.000	0.000	0.002	-	-							0.000	0.000	0.000	6.48	-	-				6.48	-	-	0.150		
Totals:						0	50					0	0	0	0			0	5				0	0	0	0	0	0	0	0	0		
Number of Trades:						0						0		0					0.00				0					0		0			

OTE (CR)

(Contract Size: 100 Securities, Exercise Style: American, Physical Delivery)

Exercise Price	Call Options														Put Options																		
	February 2019						March 2019						Other Months		February 2019						March 2019						Other Months		Exercise Price				
	Open price	Price max	Price min	Last price	Closing price	Volume	Open Interest	Open price	Price max	Price min	Last price	Closing price	Volume	Open Interest	Volume	Open Interest	Open price	Price max	Price min	Last price	Closing price	Volume	Open Interest	Open price	Price max	Price min	Last price	Closing price		Volume	Open Interest	Volume	Open Interest
7.600	0.000	0.000	0.000	3.40	-	-	0.000	0.000	0.000	3.41	-	-				0.000	0.000	0.000	0.001	-	-	0.000	0.000	0.000	0.000	0.001	-	-					0.076
8.000	0.000	0.000	0.000	3.00	-	-	0.000	0.000	0.000	3.01	-	-				0.000	0.000	0.000	0.001	-	-	0.000	0.000	0.000	0.000	0.001	-	-				0.080	
8.400	0.000	0.000	0.000	2.60	-	-	0.000	0.000	0.000	2.61	-	-				0.000	0.000	0.000	0.001	-	-	0.000	0.000	0.000	0.000	0.001	-	-				0.084	
8.800	0.000	0.000	0.000	2.20	-	-	0.000	0.000	0.000	2.21	-	-				0.000	0.000	0.000	0.001	-	-	0.000	0.000	0.000	0.000	0.001	-	-				0.088	
9.200	0.000	0.000	0.000	1.80	-	-	0.000	0.000	0.000	1.82	-	-				0.000	0.000	0.000	0.001	-	-	0.000	0.000	0.000	0.000	0.006	-	-				0.092	
9.600	0.000	0.000	0.000	1.40	-	16	0.000	0.000	0.000	1.43	-	-				0.000	0.000	0.000	0.001	-	-	0.000	0.000	0.000	0.000	0.022	-	-				0.096	
10.000	0.000	0.000	0.000	1.01	-	-	0.000	0.000	0.000	1.07	-	-				0.000	0.000	0.000	0.011	-	-	0.000	0.000	0.000	0.000	0.060	-	-				0.100	
11.000	0.000	0.000	0.000	0.246	-	-	0.000	0.000	0.000	0.386	-	-				0.000	0.000	0.000	0.248	-	-	0.000	0.000	0.000	0.000	0.373	-	-				0.110	
12.000	0.000	0.000	0.000	0.017	-	-	0.000	0.000	0.000	0.086	-	-				0.000	0.000	0.000	1.02	-	-	0.000	0.000	0.000	0.000	1.07	-	-				0.120	
13.000	0.000	0.000	0.000	0.001	-	-	0.000	0.000	0.000	0.011	-	-				0.000	0.000	0.000	2.01	-	-	0.000	0.000	0.000	0.000	2.01	-	-				0.130	
14.000	0.000	0.000	0.000	0.001	-	-	0.000	0.000	0.000	0.001	-	-				0.000	0.000	0.000	3.01	-	-	0.000	0.000	0.000	0.000	3.01	-	-				0.140	
15.000	0.000	0.000	0.000	0.001	-	-	0.000	0.000	0.000	0.001	-	-				0.000	0.000	0.000	4.01	-	-	0.000	0.000	0.000	0.000	4.01	-	-				0.150	
16.000	0.000	0.000	0.000	0.001	-	-	0.000	0.000	0.000	0.001	-	-				0.000	0.000	0.000	5.01	-	-	0.000	0.000	0.000	0.000	5.01	-	-				0.160	
17.000					-	-	0.000	0.000	0.000	0.001	-	-									-	-	0.000	0.000	0.000	0.000	6.01	-	-				0.170
Totals:					0	16					0	0	0	0						0	0						0	0	0	0			
Number of Trades:					0						0		0							0.00							0		0				

PIRAEUS BANK (CR)

(Contract Size: 100 Securities, Exercise Style: American, Physical Delivery)

Exercise Price	Call Options														Put Options																		
	February 2019							March 2019							Other Months		February 2019							March 2019							Other Months		Exercise Price
	Open price	Price max	Price min	Last price	Closing price	Volume	Open Interest	Open price	Price max	Price min	Last price	Closing price	Volume	Open Interest	Volume	Open Interest	Open price	Price max	Price min	Last price	Closing price	Volume	Open Interest	Open price	Price max	Price min	Last price	Closing price	Volume	Open Interest	Volume	Open Interest	
0.300	0.000	0.000	0.000	0.270	-	-	0.000	0.000	0.000	0.271	-	-				0.000	0.000	0.000	0.001	-	-	0.000	0.000	0.000	0.001	-	-				0.003		
0.350	0.000	0.000	0.000	0.221	-	-	0.000	0.000	0.000	0.222	-	-				0.000	0.000	0.000	0.001	-	-	0.000	0.000	0.000	0.001	-	-				0.004		
0.400	0.000	0.000	0.000	0.173	-	-	0.000	0.000	0.000	0.175	-	-				0.000	0.000	0.000	0.002	-	-	0.000	0.000	0.000	0.004	-	-				0.004		
0.450	0.000	0.000	0.000	0.128	-	-	0.000	0.000	0.000	0.132	-	-				0.000	0.000	0.000	0.008	-	-	0.000	0.000	0.000	0.011	-	-				0.005		
0.500	0.000	0.000	0.000	0.090	-	-	0.000	0.000	0.000	0.095	-	-				0.000	0.000	0.000	0.020	-	-	0.000	0.000	0.000	0.024	-	-				0.005		
0.550	0.000	0.000	0.000	0.060	-	-	0.139	0.139	0.139	0.139	0.139	3	-			0.000	0.000	0.000	0.040	-	-	0.000	0.000	0.000	0.045	-	-				0.006		
0.600	0.000	0.000	0.000	0.038	-	-	0.000	0.000	0.000	0.044	-	60				0.000	0.000	0.000	0.067	-	-	0.000	0.000	0.000	0.073	-	-				0.006		
0.650	0.000	0.000	0.000	0.023	-	-	0.000	0.000	0.000	0.028	-	20				0.000	0.000	0.000	0.102	-	-	0.000	0.000	0.000	0.107	-	-				0.007		
0.700	0.000	0.000	0.000	0.013	-	-	0.000	0.000	0.000	0.018	-	40				0.000	0.000	0.000	0.143	-	-	0.000	0.000	0.000	0.146	-	-				0.007		
0.750	0.000	0.000	0.000	0.007	-	20	0.000	0.000	0.000	0.011	-	-				0.000	0.000	0.000	0.187	-	-	0.000	0.000	0.000	0.189	-	-				0.008		
0.800	0.000	0.000	0.000	0.004	-	-	0.000	0.000	0.000	0.006	-	-				0.000	0.000	0.000	0.234	-	-	0.000	0.000	0.000	0.235	-	-				0.008		
0.850	0.000	0.000	0.000	0.002	-	-	0.000	0.000	0.000	0.004	-	-				0.000	0.000	0.000	0.282	-	-	0.000	0.000	0.000	0.283	-	-				0.009		
0.900	0.000	0.000	0.000	0.001	-	170	0.000	0.000	0.000	0.002	-	-				0.000	0.000	0.000	0.331	-	-	0.000	0.000	0.000	0.331	-	-				0.009		
0.950	0.000	0.000	0.000	0.001	-	-	0.000	0.000	0.000	0.001	-	-				0.000	0.000	0.000	0.380	-	-	0.000	0.000	0.000	0.380	-	-				0.010		
1.000	0.000	0.000	0.000	0.001	-	-	0.000	0.000	0.000	0.001	-	20				0.000	0.000	0.000	0.430	-	-	0.000	0.000	0.000	0.430	-	-				0.010		
1.100	0.000	0.000	0.000	0.001	-	-	0.000	0.000	0.000	0.004	-	-				0.000	0.000	0.000	0.530	-	-	0.000	0.000	0.000	0.530	-	-				0.011		
1.200	0.000	0.000	0.000	0.001	-	-	0.000	0.000	0.000	0.001	-	20				0.000	0.000	0.000	0.630	-	-	0.000	0.000	0.000	0.630	-	-				0.012		
1.300	0.000	0.000	0.000	0.001	-	-	0.000	0.000	0.000	0.001	-	-				0.000	0.000	0.000	0.730	-	-	0.000	0.000	0.000	0.730	-	-				0.013		
1.400	0.000	0.000	0.000	0.002	-	-	0.000	0.000	0.000	0.001	-	-				0.000	0.000	0.000	0.830	-	-	0.000	0.000	0.000	0.830	-	-				0.014		
1.500	0.000	0.000	0.000	0.001	-	-	0.000	0.000	0.000	0.001	-	-				0.000	0.000	0.000	0.930	-	-	0.000	0.000	0.000	0.930	-	-				0.015		
1.600					-	-	0.000	0.000	0.000	0.003	-	-									-	-	0.000	0.000	0.000	1.03	-	-				0.016	
1.700					-	-	0.000	0.000	0.000	0.002	-	-									-	-	0.000	0.000	0.000	1.13	-	-				0.017	
1.800					-	-	0.000	0.000	0.000	0.001	-	-									-	-	0.000	0.000	0.000	1.23	-	-				0.018	
1.900					-	-	0.000	0.000	0.000	0.001	-	-									-	-	0.000	0.000	0.000	1.33	-	-				0.019	
2.000					-	-	0.000	0.000	0.000	0.009	-	-									-	-	0.000	0.000	0.000	1.43	-	-				0.020	
2.200					-	-	0.000	0.000	0.000	0.005	-	-									-	-	0.000	0.000	0.000	1.63	-	-				0.022	
2.400					-	-	0.000	0.000	0.000	0.003	-	-									-	-	0.000	0.000	0.000	1.83	-	-				0.024	
2.600					-	-	0.000	0.000	0.000	0.002	-	-									-	-	0.000	0.000	0.000	2.03	-	-				0.026	
2.800					-	-	0.000	0.000	0.000	0.001	-	-									-	-	0.000	0.000	0.000	2.23	-	-				0.028	
3.000					-	-	0.000	0.000	0.000	0.001	-	-									-	-	0.000	0.000	0.000	2.43	-	-				0.030	
3.200					-	-	0.000	0.000	0.000	0.003	-	-									-	-	0.000	0.000	0.000	2.63	-	-				0.032	
3.400					-	-	0.000	0.000	0.000	0.002	-	-									-	-	0.000	0.000	0.000	2.83	-	-				0.034	
3.600					-	-	0.000	0.000	0.000	0.001	-	-									-	-	0.000	0.000	0.000	3.03	-	-				0.036	
3.800					-	-	0.000	0.000	0.000	0.001	-	-									-	-	0.000	0.000	0.000	3.23	-	-				0.038	
4.000					-	-	0.000	0.000	0.000	0.003	-	-									-	-	0.000	0.000	0.000	3.43	-	-				0.040	
4.400					-	-	0.000	0.000	0.000	0.001	-	-									-	-	0.000	0.000	0.000	3.83	-	-				0.044	

PIRAEUS BANK (CR)

(Contract Size: 100 Securities, Exercise Style: American, Physical Delivery)

Call Options																Put Options																			
Exercise Price	February 2019							March 2019							Other Months		February 2019							March 2019					Other Months		Exercise Price				
	Open price	Price max	Price min	Last price	Closing price	Volume	Open Interest	Open price	Price max	Price min	Last price	Closing price	Volume	Open Interest	Volume	Open Interest	Open price	Price max	Price min	Last price	Closing price	Volume	Open Interest	Open price	Price max	Price min	Last price	Closing price	Volume	Open Interest		Volume	Open Interest		
4.800						-	-	0.000	0.000	0.000		0.001	-	-																					0.048
5.200						-	-	0.000	0.000	0.000		0.001	-	-																					0.052
Totals:						0	190					3	160	0	0									0	0										
Number of Trades:						0						1	0																						

PPC (CR)

(Contract Size: 100 Securities, Exercise Style: American, Physical Delivery)

Exercise Price	Call Options															Put Options																	
	February 2019							March 2019							Other Months		February 2019							March 2019							Other Months		Exercise Price
	Open price	Price max	Price min	Last price	Closing price	Volume	Open Interest	Open price	Price max	Price min	Last price	Closing price	Volume	Open Interest	Volume	Open Interest	Open price	Price max	Price min	Last price	Closing price	Volume	Open Interest	Open price	Price max	Price min	Last price	Closing price	Volume	Open Interest	Volume	Open Interest	
0.850	0.000	0.000	0.000	0.461	-	-	0.000	0.000	0.000	0.462	-	-	0.000	0.000	0.000	0.001	-	-	0.000	0.000	0.000	0.001	-	-	0.000	0.000	0.000	0.001	-	-	0.009		
0.900	0.000	0.000	0.000	0.411	-	-	0.000	0.000	0.000	0.412	-	-	0.000	0.000	0.000	0.001	-	-	0.000	0.000	0.000	0.003	-	-	0.000	0.000	0.000	0.003	-	-	0.009		
0.950	0.000	0.000	0.000	0.361	-	-	0.000	0.000	0.000	0.363	-	-	0.000	0.000	0.000	0.001	-	-	0.000	0.000	0.000	0.001	-	-	0.000	0.000	0.000	0.001	-	-	0.010		
1.000	0.000	0.000	0.000	0.312	-	-	0.000	0.000	0.000	0.314	-	-	0.000	0.000	0.000	0.001	-	-	0.000	0.000	0.000	0.002	-	-	0.000	0.000	0.000	0.002	-	-	0.010		
1.100	0.000	0.000	0.000	0.217	-	-	0.000	0.000	0.000	0.222	-	-	0.000	0.000	0.000	0.007	-	-	0.000	0.000	0.000	0.010	-	-	0.000	0.000	0.000	0.010	-	-	0.011		
1.200	0.000	0.000	0.000	0.136	-	-	0.000	0.000	0.000	0.143	-	-	0.000	0.000	0.000	0.025	-	-	0.000	0.000	0.000	0.030	-	-	0.000	0.000	0.000	0.030	-	-	0.012		
1.300	0.000	0.000	0.000	0.074	-	-	0.000	0.000	0.000	0.083	-	-	0.000	0.000	0.000	0.063	-	-	0.000	0.000	0.000	0.070	-	-	0.000	0.000	0.000	0.070	-	-	0.013		
1.400	0.000	0.000	0.000	0.035	-	-	0.000	0.000	0.000	0.044	-	-	0.000	0.000	0.000	0.124	-	-	0.000	0.000	0.000	0.131	-	-	0.000	0.000	0.000	0.131	-	-	0.014		
1.500	0.000	0.000	0.000	0.015	-	-	0.000	0.000	0.000	0.021	-	-	0.000	0.000	0.000	0.204	-	-	0.000	0.000	0.000	0.208	-	-	0.000	0.000	0.000	0.208	-	-	0.015		
1.600	0.000	0.000	0.000	0.005	-	-	0.000	0.000	0.000	0.009	-	-	0.000	0.000	0.000	0.295	-	-	0.000	0.000	0.000	0.296	-	-	0.000	0.000	0.000	0.296	-	-	0.016		
1.700	0.000	0.000	0.000	0.002	-	-	0.000	0.000	0.000	0.003	-	-	0.000	0.000	0.000	0.391	-	-	0.000	0.000	0.000	0.392	-	-	0.000	0.000	0.000	0.392	-	-	0.017		
1.800	0.000	0.000	0.000	0.001	-	-	0.000	0.000	0.000	0.001	-	-	0.000	0.000	0.000	0.490	-	-	0.000	0.000	0.000	0.490	-	-	0.000	0.000	0.000	0.490	-	-	0.018		
1.900	0.000	0.000	0.000	0.001	-	-	0.000	0.000	0.000	0.001	-	-	0.000	0.000	0.000	0.590	-	-	0.000	0.000	0.000	0.590	-	-	0.000	0.000	0.000	0.590	-	-	0.019		
2.000	0.000	0.000	0.000	0.003	-	-	0.000	0.000	0.000	0.001	-	-	0.000	0.000	0.000	0.690	-	-	0.000	0.000	0.000	0.690	-	-	0.000	0.000	0.000	0.690	-	-	0.020		
2.200					-	-	0.000	0.000	0.000	0.001	-	-					-	-	0.000	0.000	0.000	0.890	-	-				0.890	-	-	0.022		
2.400					-	-	0.000	0.000	0.000	0.001	-	-					-	-	0.000	0.000	0.000	1.09	-	-				1.09	-	-	0.024		
2.600					-	-	0.000	0.000	0.000	0.001	-	-					-	-	0.000	0.000	0.000	1.29	-	-				1.29	-	-	0.026		
2.800					-	-	0.000	0.000	0.000	0.002	-	-					-	-	0.000	0.000	0.000	1.49	-	-				1.49	-	-	0.028		
3.000					-	-	0.000	0.000	0.000	0.001	-	-					-	-	0.000	0.000	0.000	1.69	-	-				1.69	-	-	0.030		
3.200					-	-	0.000	0.000	0.000	0.001	-	-					-	-	0.000	0.000	0.000	1.89	-	-				1.89	-	-	0.032		
3.400					-	-	0.000	0.000	0.000	0.001	-	-					-	-	0.000	0.000	0.000	2.09	-	-				2.09	-	-	0.034		
3.600					-	-	0.000	0.000	0.000	0.001	-	-					-	-	0.000	0.000	0.000	2.29	-	-				2.29	-	-	0.036		
3.800					-	-	0.000	0.000	0.000	0.001	-	-					-	-	0.000	0.000	0.000	2.49	-	-				2.49	-	-	0.038		
4.000					-	-	0.000	0.000	0.000	0.001	-	-					-	-	0.000	0.000	0.000	2.69	-	-				2.69	-	-	0.040		
Totals:							0	0						0	0													0	0	0	0		
Number of Trades:							0							0									0.00					0					

Lending Products	Underlying Title	Multilateral Transactions[1]					Bilateral Transactions[2]		Stock Borrowing through OTC (volume)[3]
		Open Interest[5]	Volume(Offered)	Average Weighted	Transactions volume	Average Weighted	Transactions Volume	Average Weighted	Transactions Volume
ADMIEBOR	ADMIE (IPTO) HOLDING S.A. (CR)	---	---	---	---	---	---	---	
AEGNBOR	AEGEAN AIRLINES (CR)	3,445	---	---	100	2.65%	---	6,830	
ALPHABOR	ALPHA BANK (CR)	1	---	---	---	---	---	31,480,958	
ALMYBOR	ALUMIL (CR)	---	---	---	---	---	---	---	
TATTBOR	ATTICA BANK S.A. (CR)	8,819	---	---	---	---	---	370	
EEEBOR	CC HBC AG (CR)	7,447	---	---	---	---	---	70,546	
CENERBOR	CENERGY HOLDINGS (CB)	---	---	---	---	---	---	---	
ELLAKTORBOR	ELLAKTOR (CR)	1,000	---	---	---	---	---	1,898	
EUROBBOR	EUROBANK ERGASIAS (CR)	19,937	---	---	---	---	---	34,113,519	
EYDAPBOR	EYDAP S.A. (CR)	2,300	---	---	---	---	---	102,799	
FFGRPBOR	FOLLI FOLLIE (CR)	---	---	---	---	---	---	1,330,961	
FOYRKBOR	FOURLIS (CR)	---	---	---	---	---	---	4,650	
GEKTERNABOR	GEK TERNA (CR)	---	---	---	---	---	---	3,293	
SARBOR	GR. SARANTIS S.A. (CR)	452	---	---	---	---	---	5,390	
EUPROBOR	GRIVALIA PROPERTIES (CR)	4,151	---	---	---	---	---	34,272	
EXAEBOR	HELLENIC EXCHANGES-A.S.E. (CR)	1,000	---	---	---	---	---	158,565	
ELPEBOR	HELLENIC PETROLEUM (CR)	2,700	---	---	---	---	---	64,983	
INTRKBOR	INTRACOM HOLDINGS (CR)	500	---	---	---	---	---	---	
INLOTBOR	INTRALOT (CR)	3,700	---	---	---	---	---	184,512	
BELABOR	JUMBO SA (CR)	34,733	---	---	1,854	2.65%	---	76,338	
LAMDABOR	LAMDA DEVELOPMENT SA (CR)	---	---	---	---	---	---	559	
MIGBOR	MARFIN INVESTMENT GROUP (CR)	---	---	---	---	---	---	744,474	
MOHBOR	MOTOR OIL (CR)	34,431	---	---	---	---	---	102,806	
MYTILBOR	MYTILINEOS HOLDINGS (CR)	3,500	---	---	---	---	---	23,480	
ETEBOR	NATIONAL BANK (CR)	5,000	---	---	---	---	---	10,126,432	
OPAPBOR	OPAP (CR)	107,300	---	---	---	---	---	1,296,326	
HTOBOR	OTE (CR)	76,467	---	---	---	---	---	532,090	
PPABOR	P.P.A. S.A. (CR)	2,000	---	---	---	---	---	2,901	
TPEIRBOR	PIRAEUS BANK (CR)	---	---	---	---	---	---	25,027,112	
PLAISBOR	PLAISIO COMPUTERS SA (CR)	---	---	---	---	---	---	---	
PPCBOR	PPC (CR)	1,000	---	---	---	---	---	6,498,851	

## Stock Lending Notes

[1] - Multilateral contracts Lending or Borrowing as per Methods 8-1, 8-2 and 8-3-3 (According to ATHEX BoD Resolution No.17)

[2] - Bilateral Contracts Lending or Borrowing as per Methods 8-3-1 and 8-3-2 (According to ATHEX BoD Resolution No.20 )

[3] - The information concerning OTC Stock Borrowing Transactions is based on the statements of the Dematerialised Securities System (DSS) operators involved and refers to volumes that have been registered up until the previous working day.

[4] - Average Price (Volume weighted)

[5] - The Data concerning Open Interest before the start of trading session



Lending Products	Underlying Title	Open Interest[5]	Multilateral Transactions[1]				Bilateral Transactions[2]		Stock Borrowing through OTC (volume)[3]
			Volume(Offered)	Average Weighted	Transactions volume	Average Weighted	Transactions Volume	Average Weighted	Transactions Volume
QUALBOR	QUALITY & RELIABILITY SA (CR)	---	---	---	---	---	---	---	
TENERGYBOR	TERNA ENERGY (CR)	4,500	---	---	---	---	---	84,965	
TITKBOR	TITAN CEMENT (CR)	2,384	---	---	---	---	---	37,234	
VIQBOR	VIOHALCO SA/NV (CB)	5,310	---	---	---	---	---	---	

## Stock Lending Notes

[1] - Multilateral contracts Lending or Borrowing as per Methods 8-1, 8-2 and 8-3-3 (According to ATHEX BoD Resolution No.17)

[2] - Bilateral Contracts Lending or Borrowing as per Methods 8-3-1 and 8-3-2 (According to ATHEX BoD Resolution No.20 )

[3] - The information concerning OTC Stock Borrowing Transactions is based on the statements of the Dematerialised Securities System (DSS) operators involved and refers to volumes that have been registered up until the previous working day.

[4] - Average Price (Volume weighted)

[5] - The Data concerning Open Interest before the start of trading session

## Sectors codification for listed companies

533	-	Exploration & Production	537	-	Integrated Oil & Gas
1353	-	Commodity Chemicals	1357	-	Specialty Chemicals
1753	-	Aluminum	1755	-	Nonferrous Metals
1757	-	Steel	1775	-	General Mining
2353	-	Building Materials & Fixtures	2357	-	Heavy Construction
2723	-	Containers & Packaging	2727	-	Diversified Industrials
2733	-	Electrical Components & Equipment	2753	-	Commercial Vehicles & Trucks
2757	-	Industrial Machinery	2773	-	Marine Transportation
2777	-	Transportation Services	2791	-	Business Support Services
2797	-	Industrial Suppliers	3535	-	Distillers & Vintners
3537	-	Soft Drinks	3573	-	Farming Fishing & Plantations
3577	-	Food Products	3722	-	Durable Household Products
3726	-	Furnishings	3728	-	Home Construction
3747	-	Toys	3763	-	Clothing & Accessories
3765	-	Footwear	3767	-	Personal Products
3785	-	Tobacco	4533	-	Health Care Providers
4535	-	Medical Equipment	4577	-	Pharmaceuticals
5337	-	Food Retailers & Wholesalers	5371	-	Apparel Retailers
5373	-	Broadline Retailers	5375	-	Home Improvement Retailers
5379	-	Specialty Retailers	5553	-	Broadcasting & Entertainment
5555	-	Media Agencies	5557	-	Publishing
5751	-	Airlines	5752	-	Gambling
5753	-	Hotels	5755	-	Recreational Services
5757	-	Restaurants & Bars	5759	-	Travel & Tourism
6535	-	Fixed Line Telecommunications	6575	-	Mobile Telecommunications
7535	-	Conventional Electricity	7537	-	Alternative Electricity
7577	-	Water	8355	-	Banks
8534	-	Insurance Brokers	8536	-	Property & Casualty Insurance
8633	-	Real Estate Holding & Development	8637	-	Real Estate Services
8671	-	Industrial & Office REITs	8674	-	Diversified REITs
8675	-	Specialty REITs	8775	-	Specialty Finance
8777	-	Investment Services	8985	-	Equity Investment Instruments
9533	-	Computer Services	9535	-	Internet
9537	-	Software	9572	-	Computer Hardware
9574	-	Electronic Office Equipment	9578	-	Telecommunications Equipment
12003	-	ETF			



**ATHEX**  
Athens Stock Exchange

Λεωφ. Αθηνών 110 104 42 Αθήνα  
110, Athinon Ave. GR 104 42 Athens  
tel. (+30)210-33.66.800, fax (+30)210-33.66.101  
[www.athexgroup.gr](http://www.athexgroup.gr)