

# 19

## Εναλλακτική Αγορά Ημερήσιο Δελτίο Συναλλακτικής Δραστηριότητας

Alternative Market  
Daily Official List of Trading Activity

Tuesday, 19 February, 2019  
Year: 12 Trading Day No: 35



**ATHEXGROUP**  
Athens Exchange Group

**Disclaimer:**

Hellenic Exchanges – Athens Stock Exchange S.A. (HELEX), endeavors to ensure that the data and other material ("Information") presented on the Daily Official List of the Alternative Market (ena) are accurate and complete, but it is not liable for any errors or omissions of data or /and for the accuracy, credibility, updating and completeness of the aforesaid information nor it has any liability arising directly or indirectly from the use of the above Information.

All contents of the Daily Official List of the Alternative Market (ENA) are provided only for information purposes and do not constitute investment advice or solicitation to invest in securities or other products listed for trading on HELEX.

You acknowledge and agree that HELEX is the owner of any property rights related to any Information appearing on the Daily Official List of the Alternative Market (ENA) including intellectual property rights copyright, trademarks, etc.

The above data are a property of the Hellenic Exchanges – Athens Stock Exchange S.A. and are copyright protected. Users are forbidden to reproduce, modify, copy, sale, transmit or redistribute, by all reproduction means and methods, part or the whole of the above data, without reference to their source.

---

**Hellenic Exchanges - Athens Stock Exchange S.A.**

110 Athinon Ave., 10442 Athens, Tel: (210) 33.66.800, Fax: (210) 32.13.938

[www.athexgroup.gr](http://www.athexgroup.gr)

---

**Thessalonica Stock Exchange Center (T.S.E.C)**

16-18 Katouni Str., Thessalonica 546 25 Tel: (2310) 567.667, Fax: (2310) 530.545

**Athex Members Guarantee Fund**

14-16 Fidiou Str., Athens 106 78, Tel: (210) 33.04.682, Fax: (210) 33.04.155

**Hellenic Republic Capital Market Commission**

1 Kolokotroni Str. & 1 Stadiou Str., Athens 10562 Tel: (210) 33.77.100 Fax: (210) 33.77.173

---

Table of Contents

---

**Section 1: Trading Session Statistical Data**

Summary of Market

Athex Indices

Analytic Figures for Athex Market's Boards and Categories

**Section 2: Shares Transactions Data**

Shares Transactions Data

Shares' Notes

**Section 3: Shares Other Transactions Data**

Blocks Data

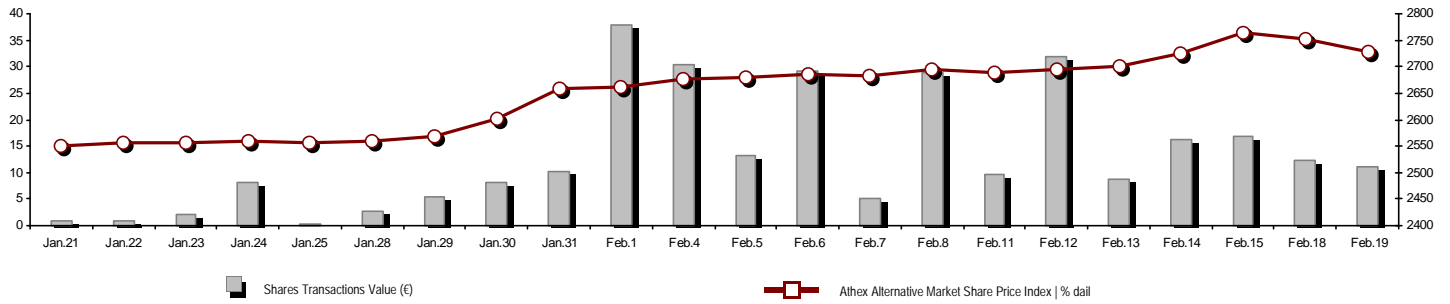
Rights Data

**Section 4: Bonds Transactions Data**

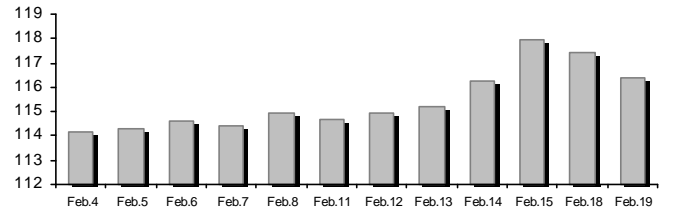
Non Convertible Corporate Bonds - Alternative Market

Summary of Market

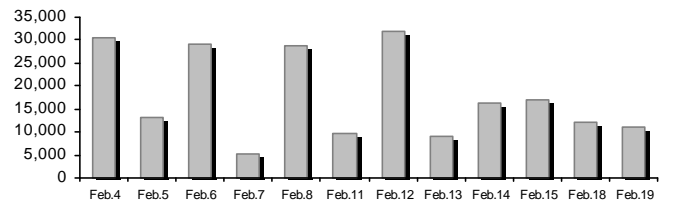
Athex Alternative Market Share Price Index vs Shares Transactions Value



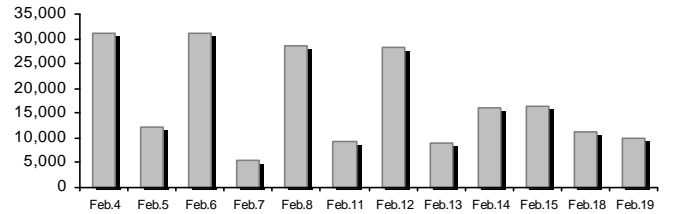
Total Transactions Value (€):	11,109.70	Athex Capitalisation (€)	
Athex Capitalisation (€):	116,401,792.56		
Daily change: €   %	-1,027,764.69 -0.88%		
Yearly Avg Capitalisation: €   % chng prev year Avg	111,243,253.85 12.36%		
Athex Alternative Market Share Price Index   % daily chng	2,729.24 -0.88%		
Athex Alternative Market Share Price Index Capitalisation (€)	116,401,792.56		
Daily change (€)	-1,027,764.69		



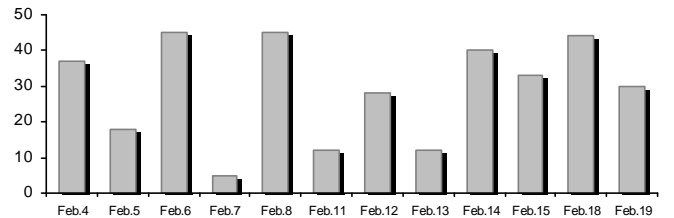
Shares Transactions Value (€)	11,109.70	Value of Transactions (€)	
Daily change: €   %	-1,125.48 -9.20%		
YtD Avg Trans. Value: €   % chng prev year Avg	9,345.69 28.98%		
Blocks of Shares Transactions Value (€)	0.00		
Bonds Transactions Value (thou. €)	0.00		



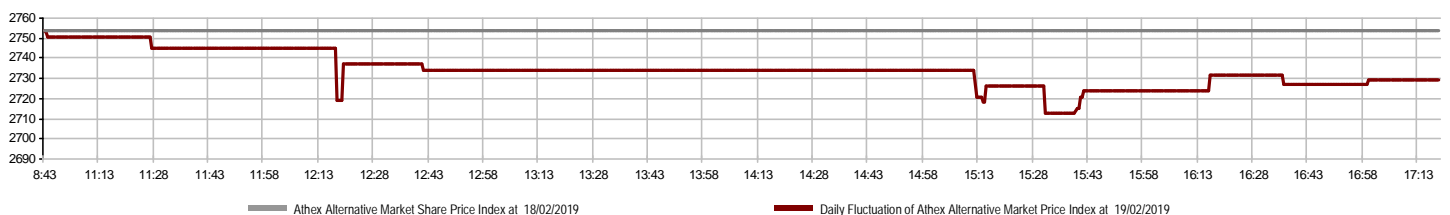
Shares Transactions Volume (pieces)	9,841.00	Volume of Transactions	
Daily change: pieces   %	-1,425.00 -12.65%		
YtD Avg Volume: pieces   % chng prev year Avg	9,142.69 -32.47%		
Blocks of Shares Transactions Volume (pieces)	0.00		
Bonds Transactions Volume	0		



Shares Trades Number	30	Number of Trades	
Daily change: number   %	-14 -31.82%		
YtD Avg Derivatives Trades number   % chng prev year Avg	19 46.48%		
Number of Blocks of Shares	0		
Number of Bonds Transactions	0		



Daily Fluctuation of Athex Alternative Market Price Index



### Athex Indices

Index name	19/02/2019	18/02/2019	pts.	%	Min	Max	Year min	Year max	Year change
ATHEX Alternative Market Price Index	2,729.24	2,753.34	-24.10	-0.88%	2,712.80	2,753.34	2,486.18	2,775.45	8.49%

Analytic Figures for Athex Market's Boards and Categories

		Total Traded Shares
Totals		3
	Gain / Lose / Same:	2 / 1 / 0
Athex Capitalisation (€)		116,401,792.56
Daily Average Transactions Value (€)		9,345.69
Shares Transactions Value (€)		11,109.70
	Main Board:	11,109.70
	Blocks Board:	0.00
	Forced Sales Board:	0.00
	Special Terms Board:	0.00
Daily Average Transactions Volume		9,143
Transactions Volume		9,841
	Main Board:	9,841
	Blocks Board:	0
	Forced Sales Board:	0
	Special Terms Board:	0
Daily Average Number of Trades		19
Number of Trades		30
	Main Board:	30
	Blocks Board:	0
	Forced Sales Board:	0
	Special Terms Board:	0

Trading Details by Sector

Code	Sectors	Gain / Lose / Same	Number of Trades	Transactions Volume	Transactions Value	% of Total Trans. Value
8700	- Financial Services	0 / 0 / 0	---	---	---	---
3500	- Food & Beverage	1 / 0 / 0	4	3,051	2,942.50	26.49%
2700	- Industrial Goods & Services	1 / 0 / 0	10	2,940	1,513.20	13.62%
5300	- Retail	0 / 0 / 0	---	---	---	---
9500	- Technology	0 / 1 / 0	16	3,850	6,654.00	59.89%

Top 10 best & worst performing Shares

With positive Price change	Closing price	change	With negative Price change	Closing price	change
FOODLINK S.A. (CR)	0.525	1.94% #	EPSILON NET (CR)	1.71	-6.56% Ⓔ
KRITON ARTOS (CR)	0.995	1.53% #			

With the highest Transactions Value	Value (thou. €)	change	With the highest Transactions Volume	Volume	change
EPSILON NET (CR)	6.65	-6.56% Ⓔ	EPSILON NET (CR)	3,850	-6.56% Ⓔ
KRITON ARTOS (CR)	2.94	1.53% #	KRITON ARTOS (CR)	3,051	1.53% #
FOODLINK S.A. (CR)	1.51	1.94% #	FOODLINK S.A. (CR)	2,940	1.94% #

Number of Listed Shares	Nominal Value	Dividends [1]			Date of Last Coupon		Note	Shares	Closing price	% change	Previous closing price/date		Open price	Price min	Price max	Last price	Avg price	Last Bid [7]	Last Ask [7]	P/E after	Year	Volume	Trades	Transactions Value	Company Mkt Value (€) [3,5]	Year low	Year high	Sector[4]	
		2016	2017	2018	Dividend [2]	Right																							
773,313	0.300	---	0.5	---	29/06/2018	27/03/2018	---	ALPHA TRUST (CR)	17.50	---	↘	17.50	22/01/2019	---	---	---	---	---	---	---	---	---	---	---	13,532.98	17.10	17.50	8771	
1,760,000	0.600	---	---	---	11/06/2010	---	---	DIVERSA (CR)	4.60	---	↘	4.60	02/11/2018	---	---	---	---	---	934@4.48	---	2017	---	---	---	8,096.00	4.60	4.60	5371	
10,600,010	0.360	---	---	---	19/08/2008	07/05/2008	---	DOPPLER (CR)	0.256	---	↘	0.256	13/02/2019	---	---	---	---	---	751@0.278	---	---	---	---	---	2,713.60	0.234	0.256	2757	
4,456,000	0.300	0.13	0.13	---	19/07/2018	09/11/2016	---	ENTERSOFT (CR)	3.00	---	↘	3.00	18/02/2019	---	---	---	---	500@3.06	---	---	---	---	---	---	13,368.00	3.00	3.20	9537	
11,175,440	0.300	---	---	---	28/12/2015	18/01/2019	---	EPSILON NET (CR)	1.71	-6.56	⬇	1.83	18/02/2019	1.74	1.70	1.80	1.71	1.73	200@1.69	200@1.76	---	---	3,850	16	6,654.00	19,110.00	1.15	1.88	9533
9,784,000	0.600	---	---	---	05/05/2010	12/05/2008	---	EUROXX (CR)	1.88	---	↘	1.88	12/09/2018	---	---	---	---	---	960@1.87	-(6)-	2017	---	---	---	18,393.92	1.88	1.88	8777	
23,346,786	0.300	---	---	---	12/06/2012	15/03/2018	---	FOODLINK S.A. (CR)	0.525	1.94	#	0.515	18/02/2019	0.505	0.505	0.525	0.525	0.515	100@0.520	100@0.540	---	---	2,940	10	1,513.20	12,257.06	0.460	0.530	2777
5,321,350	0.500	---	---	---	01/04/2011	---	---	KRITON ARTOS (CR)	0.995	1.53	#	0.980	15/02/2019	0.975	0.930	0.995	0.995	0.964	1050@0.930	999@0.995	16.25	2017	3,051	4	2,942.50	5,294.74	0.605	1.10	3577
7,300,000	0.500	---	---	---	06/07/2009	28/02/2008	---	MEDITERRA (CR)	0.765	---	↘	0.765	17/12/2018	---	---	---	---	---	---	---	27.71	2017	---	---	---	5,584.50	0.765	0.765	5337
3,333,500	0.300	---	---	---	14/07/2011	09/12/2008	---	OPTRONICS TECHNOLOGIES (CR)	1.77	---	↘	1.77	20/04/2018	---	---	---	---	---	---	---	---	---	---	---	5,900.30	1.77	1.77	9578	
3,908,990	0.300	---	0.0353	---	22/10/2018	17/09/2008	---	PERFORMANCE TECHNOLOGIES (C)	2.24	---	↘	2.24	14/09/2018	---	---	---	---	---	---	---	---	---	---	---	8,756.14	2.24	2.24	9533	
857,210	1.05	---	---	---	08/06/2010	12/03/2010	---	VIDAVO (CR)	3.96	---	↘	3.96	07/11/2018	---	---	---	---	---	---	200@3.96	---	2017	---	---	---	3,394.55	3.96	3.96	9533

---

**Shares' Notes**

---

Code	Note text
( )	- Adjusted dividends.
*	- Last adjusted closing price.
[1]	- Net dividends.
[2]	- The "Date of Last Coupon" for New listings refers to the date company's stocks started to trade in Athex
[3]	- The Company Market Value is referred to the number of listed shares
[4]	- Sectors codification can be found in Appendix A
[5]	- The Market Value refers to the total number of shares listed (including their several classes) in the exchange by the company.
[6]	- P/E greater than 100
[7]	- Last view of the Order Book before the end of the trading session

---

## Blocks Data

Stocks	Block Volume	Price	Block Trade Value	Time of approval	Note
--------	--------------	-------	-------------------	------------------	------

No Blocks Transactions.

## Blocks Notes

- |   |                               |
|---|-------------------------------|
| 2 - SPOT 1 or SPOT 2 Packet                           | 11 - Total Assets > 500 bil   |
| 3 - Block with Short Selling                          | 12 - Sell Offer through Athex |
| 4 - Buy to Close Block                                | 13 - Forced Sale of NMOE      |
| 6 - Simultaneous Constitution                         | 14 - Restoration Packet       |
| 7 - Repurchase Agreement                              | 15 - Market Maker Packet      |
| 8 - Dispersion's Achievement (Not Listed)             | 16 - Short Selling            |
| 9 - Dispersion's Achievement (Listed)                 | 18 - SPOT 1 Packet            |
| 10 - Share Capital Majority of Greek State (> 50 bil) | 20 - Method 6-1 Packet        |

### Rights Data

Occured date	Exercise from	Exercise until	Trading until	Rights	Price min	Price max	Closing price	Last Bid	Last Ask	Volume	Trades	Transactions Value
--------------	---------------	----------------	---------------	--------	-----------	-----------	---------------	----------	----------	--------	--------	--------------------

No Rights Transactions.

**Non Convertible Corporate Bonds - Alternative Market**

Num Listed Bonds	Nominal price	Issue price	Today's Rate	Exp. Date	Duration (years)	Note	Coupon attached		Trading	Non Convertible Corporate Bonds -	Accrued Int.	Yield.T.Mat	Price min	Price max	Closing price	Previous closing price/date	Volume	Transactions Value	Last order		Year min	Year max		
							Common	Preferred											Price	Buy / Sell			Date	
6,000,000	1.00	1.00	5.30	31/08/2022	5	---	6	---	1	M.L.S. MULTIMEDIA S.A. (Non Convertible)	0.0122	5.0650	---	---	---	99.5000	15/02/2019	---	---	99.0010	B	19/02/2019	99.0000	100.0000
6,500	1,000.00	1,000.00	5.50	22/12/2024	7	---	3	---	1	DELTA TECHNIKH S.A. (Non Convertible)	8.5556	5.1650	---	---	---	100.0000	18/02/2019	---	---	97.8121	B	19/02/2019	99.9000	100.1000
400	10,000.00	10,000.00	5.30	11/07/2020	4	---	11	---	1	M.L.S. MULTIMEDIA S.A. (Non Convertible)	60.3611	4.6480	---	---	---	100.0000	12/02/2019	---	---	95.5110	B	19/02/2019	99.0000	100.2000

**Corporate Bonds Notes**

Transactions Volume = (Pieces) \* (Nominal Price). Transactions Value = (Pieces) \* (Nominal Price) \* (price %) + (Accrued interest).

The price of a Bond is stated as a percentage (%) of Bond's Nominal Price.

Nominal Price in Euros (€), except if it is noted differently.



**ATHEX**  
Athens Stock Exchange

Λεωφ. Αθηνών 110 104 42 Αθήνα  
110, Athinon Ave. GR 104 42 Athens  
tel. (+30)210-33.66.800, fax (+30)210-33.66.101  
[www.athexgroup.gr](http://www.athexgroup.gr)