

19

Εναλλακτική Αγορά Ημερήσιο Δελτίο Συναλλακτικής Δραστηριότητας

Alternative Market
Daily Official List of Trading Activity

Thursday, 7 February, 2019
Year: 12 Trading Day No: 27



ATHEXGROUP
Athens Exchange Group

Disclaimer:

Hellenic Exchanges – Athens Stock Exchange S.A. (HELEX), endeavors to ensure that the data and other material ("Information") presented on the Daily Official List of the Alternative Market (ena) are accurate and complete, but it is not liable for any errors or omissions of data or /and for the accuracy, credibility, updating and completeness of the aforesaid information nor it has any liability arising directly or indirectly from the use of the above Information.

All contents of the Daily Official List of the Alternative Market (ENA) are provided only for information purposes and do not constitute investment advice or solicitation to invest in securities or other products listed for trading on HELEX.

You acknowledge and agree that HELEX is the owner of any property rights related to any Information appearing on the Daily Official List of the Alternative Market (ENA) including intellectual property rights copyright, trademarks, etc.

The above data are a property of the Hellenic Exchanges – Athens Stock Exchange S.A. and are copyright protected. Users are forbidden to reproduce, modify, copy, sale, transmit or redistribute, by all reproduction means and methods, part or the whole of the above data, without reference to their source.

Hellenic Exchanges - Athens Stock Exchange S.A.

110 Athinon Ave., 10442 Athens, Tel: (210) 33.66.800, Fax: (210) 32.13.938

www.athexgroup.gr

Thessalonica Stock Exchange Center (T.S.E.C)

16-18 Katouni Str., Thessalonica 546 25 Tel: (2310) 567.667, Fax: (2310) 530.545

Athex Members Guarantee Fund

14-16 Fidiou Str., Athens 106 78, Tel: (210) 33.04.682, Fax: (210) 33.04.155

Hellenic Republic Capital Market Commission

1 Kolokotroni Str. & 1 Stadiou Str., Athens 10562 Tel: (210) 33.77.100 Fax: (210) 33.77.173

Table of Contents

Section 1: Trading Session Statistical Data

Summary of Market

Athex Indices

Analytic Figures for Athex Market's Boards and Categories

Section 2: Shares Transactions Data

Shares Transactions Data

Shares' Notes

Section 3: Shares Other Transactions Data

Blocks Data

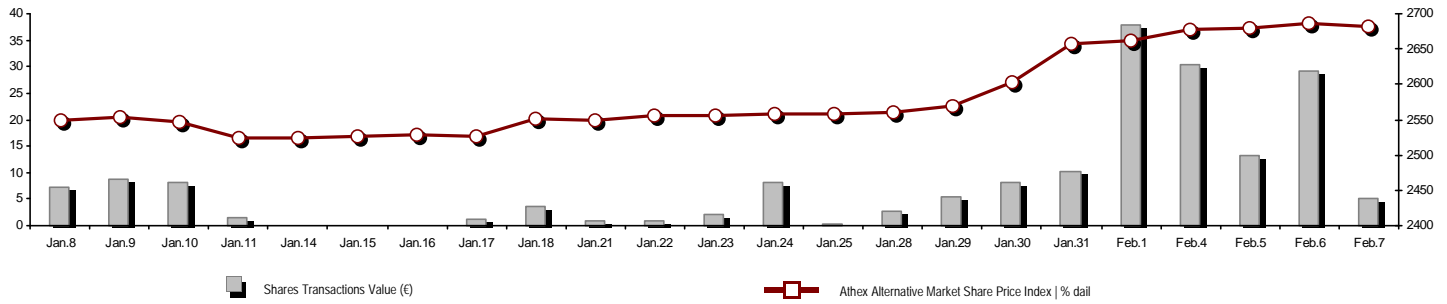
Rights Data

Section 4: Bonds Transactions Data

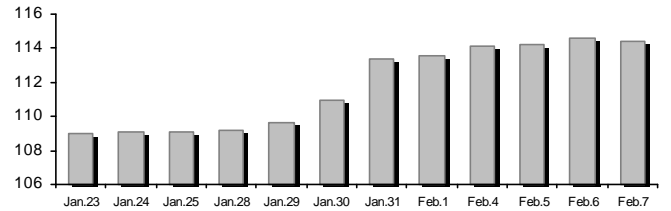
Non Convertible Corporate Bonds - Alternative Market

Summary of Market

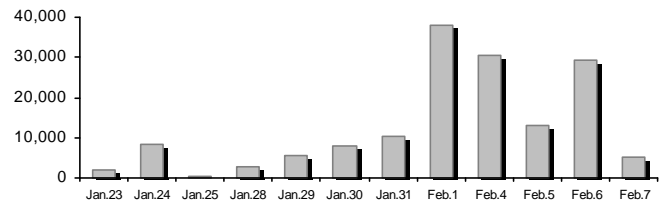
Athex Alternative Market Share Price Index vs Shares Transactions Value



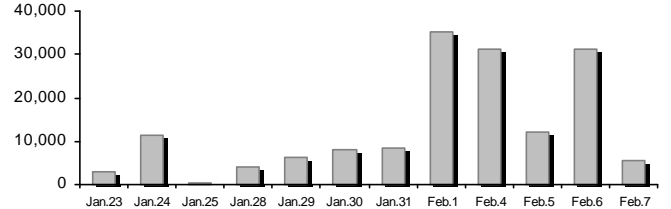
| | | | |
|---|-----------------------|--------------------------|--|
| Total Transactions Value (€): | 5,250.00 | Athex Capitalisation (€) | |
| Athex Capitalisation (€): | 114,389,087.26 | | |
| Daily change: € % | -212,854.00 -0.19% | | |
| Yearly Avg Capitalisation: € % chng prev year Avg | 109,842,736.13 10.42% | | |
| Athex Alternative Market Share Price Index % daily chng | 2,682.05 -0.19% | | |
| Athex Alternative Market Share Price Index Capitalisation (€) | 114,389,087.26 | | |
| Daily change (€) | -212,854.00 | | |



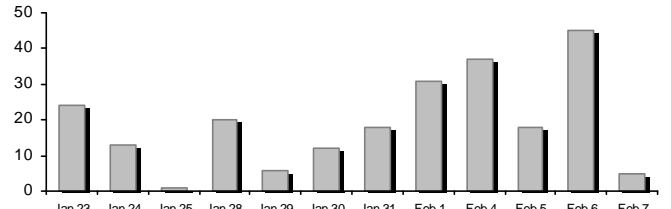
| | | | |
|--|--------------------|---------------------------|--|
| Shares Transactions Value (€) | 5,250.00 | Value of Transactions (€) | |
| Daily change: € % | -23,986.06 -82.04% | | |
| YTD Avg Trans. Value: € % chng prev year Avg | 7,084.02 -2.23% | | |
| Blocks of Shares Transactions Value (€) | 0.00 | | |
| Bonds Transactions Value (thou. €) | 65.48 | | |



| | | | |
|---|--------------------|------------------------|--|
| Shares Transactions Volume (pieces) | 5,500.00 | Volume of Transactions | |
| Daily change: pieces % | -25,727.00 -82.39% | | |
| YTD Avg Volume: pieces % chng prev year Avg | 7,084.11 -47.68% | | |
| Blocks of Shares Transactions Volume (pieces) | 0.00 | | |
| Bonds Transactions Volume | 65,000 | | |



| | | | |
|--|-------------|------------------|--|
| Shares Trades Number | 5 | Number of Trades | |
| Daily change: number % | -40 -88.89% | | |
| YTD Avg Derivatives Trades number % chng prev year Avg | 16 21.45% | | |
| Number of Blocks of Shares | 0 | | |
| Number of Bonds Transactions | 3 | | |



Daily Fluctuation of Athex Alternative Market Price Index



Athex Indices

| Index name | 07/02/2019 | 06/02/2019 | pts. | % | Min | Max | Year min | Year max | Year change |
|--------------------------------------|------------|------------|-------|--------|----------|----------|----------|----------|-------------|
| ATHEX Alternative Market Price Index | 2,682.05 | 2,687.04 | -4.99 | -0.19% | 2,682.05 | 2,687.04 | 2,486.18 | 2,689.55 | 6.62% # |

Analytic Figures for Athex Market's Boards and Categories

| | | Total Traded Shares |
|--------------------------------------|----------------------|---------------------|
| Totals | | 2 |
| | Gain / Lose / Same: | 0 / 1 / 1 |
| Athex Capitalisation (€) | | 114,389,087.26 |
| Daily Average Transactions Value (€) | | 7,084.02 |
| Shares Transactions Value (€) | | 5,250.00 |
| | Main Board: | 5,250.00 |
| | Blocks Board: | 0.00 |
| | Forced Sales Board: | 0.00 |
| | Special Terms Board: | 0.00 |
| Daily Average Transactions Volume | | 7,084 |
| Transactions Volume | | 5,500 |
| | Main Board: | 5,500 |
| | Blocks Board: | 0 |
| | Forced Sales Board: | 0 |
| | Special Terms Board: | 0 |
| Daily Average Number of Trades | | 16 |
| Number of Trades | | 5 |
| | Main Board: | 5 |
| | Blocks Board: | 0 |
| | Forced Sales Board: | 0 |
| | Special Terms Board: | 0 |

Trading Details by Sector

| Code | Sectors | Gain / Lose / Same | Number of Trades | Transactions Volume | Transactions Value | % of Total Trans. Value |
|------|-------------------------------|--------------------|------------------|---------------------|--------------------|-------------------------|
| 8700 | - Financial Services | 0 / 0 / 0 | --- | --- | --- | --- |
| 3500 | - Food & Beverage | 0 / 1 / 0 | 4 | 5,000 | 5,000.00 | 95.24% |
| 2700 | - Industrial Goods & Services | 0 / 0 / 1 | 1 | 500 | 250.00 | 4.76% |
| 5300 | - Retail | 0 / 0 / 0 | --- | --- | --- | --- |
| 9500 | - Technology | 0 / 0 / 0 | --- | --- | --- | --- |

Top 10 best & worst performing Shares

| With positive Price change | Closing price | change | With negative Price change | Closing price | change |
|----------------------------|---------------|---------|----------------------------|---------------|----------|
| FOODLINK S.A. (CR) | 0.500 | 0.00% ↘ | KRITON ARTOS (CR) | 1.00 | -3.85% ⚡ |

| With the highest Transactions Value | Value (thou. €) | change | With the highest Transactions Volume | Volume | change |
|-------------------------------------|-----------------|----------|--------------------------------------|--------|----------|
| KRITON ARTOS (CR) | 5.00 | -3.85% ⚡ | KRITON ARTOS (CR) | 5,000 | -3.85% ⚡ |
| FOODLINK S.A. (CR) | 0.25 | 0.00% ↘ | FOODLINK S.A. (CR) | 500 | 0.00% ↘ |

| Number of Listed Shares | Nominal Value | Dividends [1] | | | Date of Last Coupon | | Note | Shares | Closing price | % change | Previous closing price/date | Open price | Price min | Price max | Last price | Avg price | Last Bid [7] | Last Ask [7] | P/E after | Year | Volume | Trades | Transactions Value | Company Mkt Value (€) [3,5] | Year low | Year high | Sector[4] |
|-------------------------|---------------|---------------|--------|-----|---------------------|------------|------|------------------------------|---------------|----------|-----------------------------|------------|-----------|-----------|------------|-----------|--------------|--------------|-----------|------|--------|--------|--------------------|-----------------------------|----------|-----------|-----------|
| 773,313 | 0.300 | --- | 0.5 | --- | 29/06/2018 | 27/03/2018 | --- | ALPHA TRUST (CR) | 17.50 | --- | 17.50 | 22/01/2019 | --- | --- | --- | --- | --- | --- | --- | --- | --- | --- | --- | 13,532.98 | 17.10 | 17.50 | 8771 |
| 1,760,000 | 0.600 | --- | --- | --- | 11/06/2010 | --- | --- | DIVERSA (CR) | 4.60 | --- | 4.60 | 02/11/2018 | --- | --- | --- | --- | --- | 934@4.48 | --- | 2017 | --- | --- | --- | 8,096.00 | 4.60 | 4.60 | 5371 |
| 10,600,010 | 0.360 | --- | --- | --- | 19/08/2008 | 07/05/2008 | --- | DOPPLER (CR) | 0.256 | --- | 0.256 | 03/01/2019 | --- | --- | --- | --- | --- | 1000@0.254 | --- | --- | --- | --- | --- | 2,713.60 | 0.234 | 0.256 | 2757 |
| 4,456,000 | 0.300 | 0.13 | 0.13 | --- | 19/07/2018 | 09/11/2016 | --- | ENTERSOFT (CR) | 3.20 | --- | 3.20 | 18/01/2019 | --- | --- | --- | --- | 3000@3.00 | --- | --- | --- | --- | --- | --- | 14,259.20 | 3.00 | 3.20 | 9537 |
| 11,175,440 | 0.300 | --- | --- | --- | 28/12/2015 | 18/01/2019 | --- | EPSILON NET (CR) | 1.50 | --- | 1.50 | 05/02/2019 | --- | --- | --- | --- | 100@1.51 | 100@1.65 | --- | --- | --- | --- | --- | 16,763.16 | 1.15 | 1.54 | 9533 |
| 9,784,000 | 0.600 | --- | --- | --- | 05/05/2010 | 12/05/2008 | --- | EUROXX (CR) | 1.88 | --- | 1.88 | 12/09/2018 | --- | --- | --- | --- | --- | 960@1.87 | -(6)- | 2017 | --- | --- | --- | 18,393.92 | 1.88 | 1.88 | 8777 |
| 23,346,786 | 0.300 | --- | --- | --- | 12/06/2012 | 15/03/2018 | --- | FOODLINK S.A. (CR) | 0.500 | --- | 0.500 | 06/02/2019 | 0.500 | 0.500 | 0.500 | 0.500 | 2100@0.500 | 1180@0.510 | --- | --- | 500 | 1 | 250.00 | 11,673.39 | 0.460 | 0.520 | 2777 |
| 5,321,350 | 0.500 | --- | --- | --- | 01/04/2011 | --- | --- | KRITON ARTOS (CR) | 1.00 | -3.85 | 1.04 | 06/02/2019 | 1.00 | 1.00 | 1.00 | 1.00 | 500@0.995 | 949@1.04 | 16.33 | 2017 | 5,000 | 4 | 5,000.00 | 5,321.35 | 0.605 | 1.10 | 3577 |
| 7,300,000 | 0.500 | --- | --- | --- | 06/07/2009 | 28/02/2008 | --- | MEDITERRA (CR) | 0.765 | --- | 0.765 | 17/12/2018 | --- | --- | --- | --- | --- | --- | 27.71 | 2017 | --- | --- | --- | 5,584.50 | 0.765 | 0.765 | 5337 |
| 3,333,500 | 0.300 | --- | --- | --- | 14/07/2011 | 09/12/2008 | --- | OPTRONICS TECHNOLOGIES (CR) | 1.77 | --- | 1.77 | 20/04/2018 | --- | --- | --- | --- | --- | --- | --- | 2017 | --- | --- | --- | 5,900.30 | 1.77 | 1.77 | 9578 |
| 3,908,990 | 0.300 | --- | 0.0353 | --- | 22/10/2018 | 17/09/2008 | --- | PERFORMANCE TECHNOLOGIES (C) | 2.24 | --- | 2.24 | 14/09/2018 | --- | --- | --- | --- | --- | --- | --- | --- | --- | --- | --- | 8,756.14 | 2.24 | 2.24 | 9533 |
| 857,210 | 1.05 | --- | --- | --- | 08/06/2010 | 12/03/2010 | --- | VIDAVO (CR) | 3.96 | --- | 3.96 | 07/11/2018 | --- | --- | --- | --- | --- | 200@3.96 | --- | 2017 | --- | --- | --- | 3,394.55 | 3.96 | 3.96 | 9533 |

Shares' Notes

| Code | Note text |
|------|--|
| () | - Adjusted dividends. |
| * | - Last adjusted closing price. |
| [1] | - Net dividends. |
| [2] | - The "Date of Last Coupon" for New listings refers to the date company's stocks started to trade in Athex |
| [3] | - The Company Market Value is referred to the number of listed shares |
| [4] | - Sectors codification can be found in Appendix A |
| [5] | - The Market Value refers to the total number of shares listed (including their several classes) in the exchange by the company. |
| [6] | - P/E greater than 100 |
| [7] | - Last view of the Order Book before the end of the trading session |

Blocks Data

| Stocks | Block Volume | Price | Block Trade Value | Time of approval | Note |
|--------------------------------|--------------|-------|-------------------|------------------|------|
| No Blocks Transactions. | | | | | |

Blocks Notes

| | |
|---|-------------------------------|
| 2 - SPOT 1 or SPOT 2 Packet | 11 - Total Assets > 500 bil |
| 3 - Block with Short Selling | 12 - Sell Offer through Athex |
| 4 - Buy to Close Block | 13 - Forced Sale of NMOE |
| 6 - Simultaneous Constitution | 14 - Restoration Packet |
| 7 - Repurchase Agreement | 15 - Market Maker Packet |
| 8 - Dispersion's Achievement (Not Listed) | 16 - Short Selling |
| 9 - Dispersion's Achievement (Listed) | 18 - SPOT 1 Packet |
| 10 - Share Capital Majority of Greek State (> 50 bil) | 20 - Method 6-1 Packet |

Rights Data

| Occured date | Exercise from | Exercise until | Trading until | Rights | Price min | Price max | Closing price | Last Bid | Last Ask | Volume | Trades | Transactions Value |
|--------------|---------------|----------------|---------------|--------|-----------|-----------|---------------|----------|----------|--------|--------|--------------------|
|--------------|---------------|----------------|---------------|--------|-----------|-----------|---------------|----------|----------|--------|--------|--------------------|

No Rights Transactions.

Non Convertible Corporate Bonds - Alternative Market

| Num Listed Bonds | Nominal price | Issue price | Today's Rate | Exp. Date | Duration (years) | Note | Coupon attached | | Trading | Non Convertible Corporate Bonds - | Accrued Int. | Yield.T.Mat | Price min | Price max | Closing price | Previous closing price/date | Volume | Transactions Value | Last order | | Year min | Year max | | |
|------------------|---------------|-------------|--------------|------------|------------------|------|-----------------|-----------|---------|--|--------------|-------------|-----------|-----------|---------------|-----------------------------|------------|--------------------|------------|------------|----------|------------|---------|----------|
| | | | | | | | Common | Preferred | | | | | | | | | | | Price | Buy / Sell | | | Date | |
| 6,000,000 | 1.00 | 1.00 | 5.30 | 31/08/2022 | 5 | --- | 6 | --- | 1 | M.L.S. MULTIMEDIA S.A. (Non Convertible) | 0.0107 | 4.9200 | 100.0000 | 100.0000 | 100.0000 | 100.0000 | 06/02/2019 | 5,000 | 5,053.74 | 97.9010 | B | 07/02/2019 | 99.0000 | 100.0000 |
| 6,500 | 1,000.00 | 1,000.00 | 5.50 | 22/12/2024 | 7 | --- | 3 | --- | 1 | DELTA TECHNIKH S.A. (Non Convertible) | 7.0278 | 5.1740 | 100.0000 | 100.0000 | 100.0000 | 100.0000 | 06/02/2019 | 60,000 | 60,421.67 | 97.8111 | B | 07/02/2019 | 99.9000 | 100.1000 |
| 400 | 10,000.00 | 10,000.00 | 5.30 | 11/07/2020 | 4 | --- | 11 | --- | 1 | M.L.S. MULTIMEDIA S.A. (Non Convertible) | 45.6389 | 4.7200 | --- | --- | --- | 99.9000 | 05/02/2019 | --- | --- | 96.1000 | B | 07/02/2019 | 99.9000 | 100.0000 |

Corporate Bonds Notes

Transactions Volume = (Pieces) * (Nominal Price). Transactions Value = (Pieces) * (Nominal Price) * (price %) + (Accrued interest).

The price of a Bond is stated as a percentage (%) of Bond's Nominal Price.

Nominal Price in Euros (€), except if it is noted differently.



ATHEX
Athens Stock Exchange

Λεωφ. Αθηνών 110 104 42 Αθήνα
110, Athinon Ave. GR 104 42 Athens
tel. (+30)210-33.66.800, fax (+30)210-33.66.101
www.athexgroup.gr