

# 18

**Εναλλακτική Αγορά**  
**Ημερήσιο Δελτίο Συναλλακτικής Δραστηριότητας**

Alternative Market  
Daily Official List of Trading Activity

Wednesday, 7 February, 2018  
Year: 11 Trading Day No: 27



**ATHEX**  
Athens Stock Exchange

**Disclaimer:**

Hellenic Exchanges – Athens Stock Exchange S.A. (HELEX), endeavors to ensure that the data and other material ("Information") presented on the Daily Official List of the Alternative Market (ena) are accurate and complete, but it is not liable for any errors or omissions of data or /and for the accuracy, credibility, updating and completeness of the aforesaid information nor it has any liability arising directly or indirectly from the use of the above Information.

All contents of the Daily Official List of the Alternative Market (ENA) are provided only for information purposes and do not constitute investment advice or solicitation to invest in securities or other products listed for trading on HELEX.

You acknowledge and agree that HELEX is the owner of any property rights related to any Information appearing on the Daily Official List of the Alternative Market (ENA) including intellectual property rights copyright, trademarks, etc.

The above data are a property of the Hellenic Exchanges – Athens Stock Exchange S.A. and are copyright protected. Users are forbidden to reproduce, modify, copy, sale, transmit or redistribute, by all reproduction means and methods, part or the whole of the above data, without reference to their source.

---

**Hellenic Exchanges - Athens Stock Exchange S.A.**

110 Athinon Ave., 10442 Athens, Tel: (210) 33.66.800, Fax: (210) 32.13.938

[www.athexgroup.gr](http://www.athexgroup.gr)

---

**Thessalonica Stock Exchange Center (T.S.E.C)**

16-18 Katouni Str., Thessalonica 546 25 Tel: (2310) 567.667, Fax: (2310) 530.545

---

**Athex Members Guarantee Fund**

14-16 Fidiou Str., Athens 106 78, Tel: (210) 33.04.682, Fax: (210) 33.04.155

---

**Hellenic Republic Capital Market Commission**

1 Kolokotroni Str. & 1 Stadiou Str., Athens 10562 Tel: (210) 33.77.100 Fax: (210) 33.77.173

---

Table of Contents

---

**Section 1: Trading Session Statistical Data**

Summary of Market

Athex Indices

Analytic Figures for Athex Market's Boards and Categories

**Section 2: Shares Transactions Data**

Shares Transactions Data

Shares' Notes

**Section 3: Shares Other Transactions Data**

Blocks Data

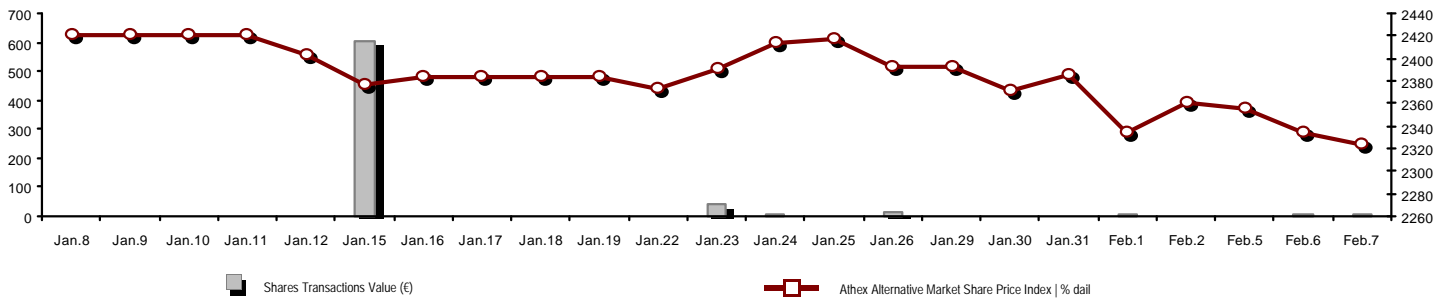
Rights Data

**Section 4: Bonds Transactions Data**

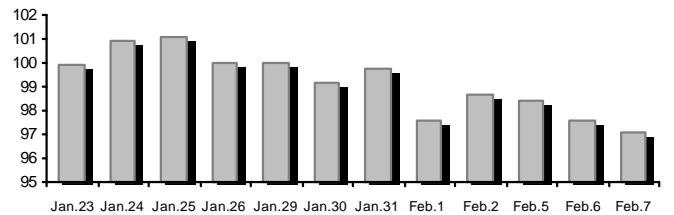
Non Convertible Corporate Bonds - Alternative Market

Summary of Market

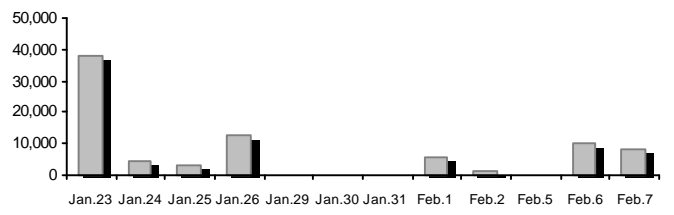
Athex Alternative Market Share Price Index vs Shares Transactions Value



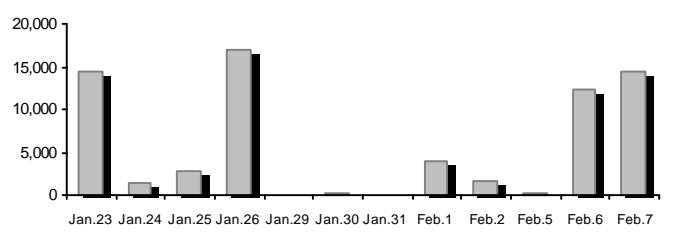
Total Transactions Value (€):	8,282.19	Athex Capitalisation (€)	
Athex Capitalisation (€):	97,112,580.66		
Daily change: €   %	-449,590.34 -0.46%		
Yearly Avg Capitalisation: €   % chng prev year Avg	99,851,388.75 -4.26%		
Athex Alternative Market Share Price Index   % daily chng	2,323.15 -0.46%		
Athex Alternative Market Share Price Index Capitalisation (€)	97,112,580.66		
Daily change (€)	-449,590.34		



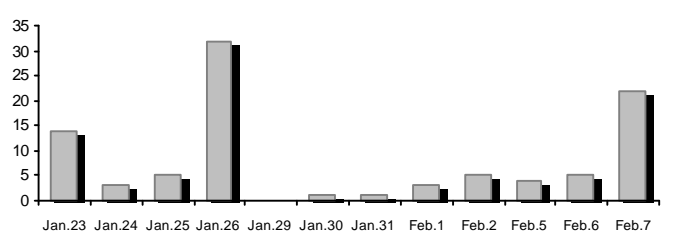
Shares Transactions Value (€)	8,282.19	Value of Transactions (€)	
Daily change: €   %	-1,556.67 -15.82%		
YtD Avg Trans. Value: €   % chng prev year Avg	25,872.34 358.40%		
Blocks of Shares Transactions Value (€)	0.00		
Bonds Transactions Value (thou. €)	115.09		



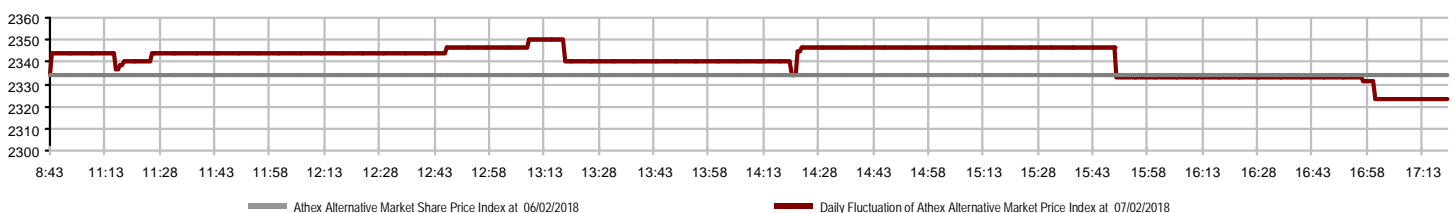
Shares Transactions Volume (pieces)	14,493.00	Volume of Transactions	
Daily change: pieces   %	2,095.00 16.90%		
YtD Avg Volume: pieces   % chng prev year Avg	4,948.96 -66.64%		
Blocks of Shares Transactions Volume (pieces)	0.00		
Bonds Transactions Volume	114,000		



Shares Trades Number	22	Number of Trades	
Daily change: number   %	17 340.00%		
YtD Avg Derivatives Trades number   % chng prev year Avg	5 13.25%		
Number of Blocks of Shares	0		
Number of Bonds Transactions	20		



Daily Fluctuation of Athex Alternative Market Price Index



### Athex Indices

Index name	07/02/2018	06/02/2018	pts.	%	Min	Max	Year min	Year max	Year change
ATHEX Alternative Market Price Index	2,323.15 €	2,333.91	-10.76	-0.46%	2,323.15	2,349.86	2,315.19	2,425.23	-3.53% €

Analytic Figures for Athex Market's Boards and Categories

		Total Traded Shares
Totals		2
	Gain / Lose / Same:	1 / 1 / 0
Athex Capitalisation (€)		97,112,580.66
Daily Average Transactions Value (€)		25,872.34
Shares Transactions Value (€)		8,282.19
	Main Board:	8,282.19
	Blocks Board:	0.00
	Forced Sales Board:	0.00
	Special Terms Board:	0.00
Daily Average Transactions Volume		4,949
Transactions Volume		14,493
	Main Board:	14,493
	Blocks Board:	0
	Forced Sales Board:	0
	Special Terms Board:	0
Daily Average Number of Trades		5
Number of Trades		22
	Main Board:	22
	Blocks Board:	0
	Forced Sales Board:	0
	Special Terms Board:	0

Trading Details by Sector

Code	Sectors	Gain / Lose / Same	Number of Trades	Transactions Volume	Transactions Value	% of Total Trans. Value
8700	- Financial Services	0 / 0 / 0	---	---	---	---
3500	- Food & Beverage	0 / 0 / 0	---	---	---	---
2700	- Industrial Goods & Services	1 / 1 / 0	22	14,493	8,282.19	100.00%
5300	- Retail	0 / 0 / 0	---	---	---	---
9500	- Technology	0 / 0 / 0	---	---	---	---

Top 10 best & worst performing Shares

With positive Price change	Closing price	change	With negative Price change	Closing price	change
FOODLINK S.A. (CR)	0.560	1.82% #	DOPPLER (CR)	0.535	-9.32% ₤

With the highest Transactions Value	Value (thou. €)	change	With the highest Transactions Volume	Volume	change
FOODLINK S.A. (CR)	8.26	1.82% #	FOODLINK S.A. (CR)	14,443	1.82% #
DOPPLER (CR)	0.03	-9.32% ₤	DOPPLER (CR)	50	-9.32% ₤

Number of Listed Shares	Nominal Value	Dividends [1]			Date of Last Coupon		Note	Shares	Closing price	% change	Previous closing price/date		Open price	Price min	Price max	Last price	Avg price	Last Bid [7]	Last Ask [7]	P/E after	Year	Volume	Trades	Transactions Value	Company Mkt Value (€) [3,5]	Year low	Year high	Sector[4]	
773,313	1.00	(0.6)	---	---	21/06/2016	03/01/2017	---	ALPHA TRUST (CR)	13.70	---	13.70	15/01/2018	---	---	---	---	---	30@12.40	584@13.60	---	---	---	---	10,594.39	12.50	13.70	8771		
1,760,000	0.600	---	---	---	11/06/2010	---	---	DIVERSA (CR)	2.30	---	2.29 #	09/11/2017	---	---	---	---	---	---	1990@2.30	---	2017	---	---	---	4,048.00	2.30	2.30	5371	
10,600,010	0.360	---	---	---	19/08/2008	07/05/2008	---	DOPPLER (CR)	0.535	-9.32	0.590	04/01/2018	0.535	0.535	0.535	0.535	0.535	---	2435@0.535	---	---	50	1	26.75	5,671.01	0.535	0.710	2757	
4,456,000	0.300	0.1	0.13	---	20/07/2017	09/11/2016	---	ENTERSOFT (CR)	2.70	---	2.70	06/02/2018	---	---	---	---	---	2000@2.82	---	---	---	---	---	---	12,031.20	2.50	3.20	9537	
5,587,720	0.300	---	---	---	28/12/2015	21/09/2016	---	EPSILON NET (CR)	1.57	---	1.57	06/02/2018	---	---	---	---	---	300@1.42	7825@1.60	---	---	---	---	---	8,772.72	1.43	1.60	9533	
9,784,000	0.600	---	---	---	05/05/2010	12/05/2008	---	EUROXX (CR)	2.06	---	2.06	14/10/2016	---	---	---	---	---	---	3258@2.04	---	2016	---	---	---	20,155.04	2.06	2.06	8777	
13,341,021	0.300	---	---	---	12/06/2012	02/08/2017	---	FOODLINK S.A. (CR)	0.560	1.82	0.550	06/02/2018	0.580	0.550	0.600	0.585	0.572	14@0.585	1000@0.595	---	---	14,443	21	8,255.44	7,470.97	0.535	0.850	2777	
5,321,350	0.500	---	---	---	01/04/2011	---	---	KRITON ARTOS (CR)	0.675	---	0.675	06/02/2018	---	---	---	---	---	500@0.635	300@0.720	---	2016	---	---	---	---	3,591.91	0.590	0.745	3577
7,300,000	0.500	---	---	---	06/07/2009	28/02/2008	---	MEDITERRA (CR)	0.900	---	0.900	29/12/2017	---	---	---	---	---	---	---	51.31	2016	---	---	---	---	6,570.00	0.900	0.900	5337
3,333,500	0.300	---	---	---	14/07/2011	09/12/2008	---	OPTRONICS TECHNOLOGIES (CR)	1.77	---	1.77	27/12/2017	---	---	---	---	---	---	---	-(6)	2016	---	---	---	---	5,900.30	1.77	1.77	9578
3,908,990	0.300	---	---	---	17/09/2008	---	---	PERFORMANCE TECHNOLOGIES (C)	2.28	---	2.27 #	26/01/2017	---	---	---	---	---	---	---	---	---	---	---	---	---	8,912.50	2.28	2.28	9533
857,210	1.05	---	---	---	08/06/2010	12/03/2010	---	VIDAVO (CR)	3.96	---	3.95 #	30/11/2017	---	---	---	---	---	---	200@3.96	38.59	2016	---	---	---	---	3,394.55	3.96	3.96	9533

---

**Shares' Notes**

---

Code	Note text
( )	- Adjusted dividends.
*	- Last adjusted closing price.
[1]	- Net dividends.
[2]	- The "Date of Last Coupon" for New listings refers to the date company's stocks started to trade in Athex
[3]	- The Company Market Value is referred to the number of listed shares
[4]	- Sectors codification can be found in Appendix A
[5]	- The Market Value refers to the total number of shares listed (including their several classes) in the exchange by the company.
[6]	- P/E greater than 100
[7]	- Last view of the Order Book before the end of the trading session

---

---

## Blocks Data

---

Stocks	Block Volume	Price	Block Trade Value	Time of approval	Note
--------	--------------	-------	-------------------	------------------	------

---

No Blocks Transactions.

---

---

## Blocks Notes

---

2 - SPOT 1 or SPOT 2 Packet	11 - Total Assets > 500 bil
3 - Block with Short Selling	12 - Sell Offer through Athex
4 - Buy to Close Block	13 - Forced Sale of NMOE
6 - Simultaneous Constitution	14 - Restoration Packet
7 - Repurchase Agreement	15 - Market Maker Packet
8 - Dispersion's Achievement (Not Listed)	16 - Short Selling
9 - Dispersion's Achievement (Listed)	18 - SPOT 1 Packet
10 - Share Capital Majority of Greek State (> 50 bil)	20 - Method 6-1 Packet

**Rights Data**

Occured date	Exercise from	Exercise until	Trading until	<b>Rights</b>	Price min	Price max	Closing price	Last Bid	Last Ask	Volume	Trades	Transactions Value
--------------	---------------	----------------	---------------	---------------	-----------	-----------	---------------	----------	----------	--------	--------	--------------------

No Rights Transactions.

**Non Convertible Corporate Bonds - Alternative Market**

Num Listed Bonds	Nominal price	Issue price	Today's Rate	Exp. Date	Duration (years)	Note	Coupon attached		Trading	Non Convertible Corporate Bonds -	Accrued Int.	Yield.T.Mat	Price min	Price max	Closing price	Previous closing price/date	Volume	Transactions Value	Last order		Year min	Year max	
							Common	Preferred											Price	Buy / Sell			Date
6,500	1,000.00	1,000.00	5.50	22/12/2024	7	---	1	---	1	DELTA TECHNIKH S.A. (Non Convertible)	7.4861	5.4450	100.0551	100.0900	100.0798	100.0230 06/02/2018	95,000	95,786.99	100.1001	B	07/02/2018	100.0000	100.1001
6,000,000	1.00	1.00	5.30	31/08/2022	5	---	2	---	1	M.L.S. MULTIMEDIA S.A. (Non Convertible)	0.0105	5.0380	100.0000	101.0000	100.5368	100.8810 06/02/2018	19,000	19,300.61	100.0100	B	07/02/2018	100.0000	101.6000
400	10,000.00	10,000.00	5.30	11/07/2020	4	---	7	---	1	M.L.S. MULTIMEDIA S.A. (Non Convertible)	42.6944	3.6600	---	---	---	103.0000 05/02/2018	---	---	99.1501	B	07/02/2018	99.5000	102.9999

**Corporate Bonds Notes**

Transactions Volume = (Pieces) \* (Nominal Price). Transactions Value = (Pieces) \* (Nominal Price) \* (price %) + (Accrued interest).

The price of a Bond is stated as a percentage (%) of Bond's Nominal Price.

Nominal Price in Euros (€), except if it is noted differently.



**ATHEX**  
Athens Stock Exchange

Λεωφ. Αθηνών 110 104 42 Αθήνα  
110, Athinon Ave. GR 104 42 Athens  
tel. (+30)210-33.66.800, fax (+30)210-33.66.101  
[www.athexgroup.gr](http://www.athexgroup.gr)