



ATHEXGROUP
Όμιλος Χρηματιστηρίου Αθηνών

Hellenic Exchanges – Athens Stock Exchange S.A.

2017

δελτίο ημερησίων συναλλαγών
daily official list

Tuesday, 3 January, 2017
Year: 138 Trading Day No: 2

Disclaimer:

Hellenic Exchanges-Athens Stock Exchange S.A endeavours to ensure that the data and other material ("Information") presented on the Daily Official List are accurate and complete, but it is not liable for any errors or omissions of data or /and for the accuracy, credibility, updating and completeness of the aforesaid information nor it has any liability arising directly or indirectly from the use of the above Information.

The Company is not liable for the accuracy of the data included in listed companies' announcements. Only the sender of such an announcement is fully and solely liable for any infringement of third party's rights from the content of such announcement. All contents of the Daily Official List are provided only for information purposes and do not constitute investment advice or solicitation to invest in securities or other products listed for trading on the Exchange.

You acknowledge and agree that the Company is the owner of any property rights related to any Information appearing on the Daily Official List including intellectual property rights copyright, trademarks, etc.

The above data are a property of the Hellenic Exchanges-Athens Exchange and are copyright protected. Users are forbidden to reproduce, modify, copy, sale, transmit or redistribute, by all reproduction means and methods, part or the whole of the above data, without reference to their source.

The commercial exploitation of these data is, also, forbidden by third parties. Hellenic Exchanges-Athens Exchange does not carry any responsibility, direct or indirect, derived from usage or accidental alteration of the above data when used by third parties.

Hellenic Exchanges – Athens Stock Exchange S.A.

110 Athinon Ave., 10442 Athens, Tel: (210) 33.66.800, Fax: (210) 32.13.938

www.helex.gr

Thessalonica Stock Exchange Center (T.S.E.C)

16-18 Katouni Str., Thessalonica 546 25 Tel: (2310) 567.667, Fax: (2310) 530.545

Athex Members Guarantee Fund

14-16 Fidiou Str., Athens 106 78, Tel: (210) 33.04.682, Fax: (210) 33.04.155

Hellenic Republic Capital Market Commission

1 Kolokotroni Str. & 1 Stadiou Str., Athens 10562 Tel: (210) 33.77.100 Fax: (210) 33.77.173

Table of Contents

Section 1: Statistical Figures of Securities, Derivatives and Lending

Summary of Markets

Athex Indices

Analytic Figures for Athex Market's Boards and Categories

Trading Details by Athex Sectors and Financial Instruments (ETFs)

Top 10 best & worst performing Shares

Derivatives Summary

Section 2: Analytic Figures of Shares Transactions

Analytic Figures of Shares Transactions

Shares' Notes

Section 3: Figures of Securities Transactions

Securities Blocks Details

Shares Rights Details

Stock Borrowing

Shares Forced Sales

Forced Sales Registered Shares

Exchange Traded Funds (ETFs) Characteristics

Section 5: Bonds traded in Fixed Income Assets Market

Corporate Bonds

Government Bonds

Treasury Bills & Zero Coupon Government Bonds

Government Bonds Traded with the Open Outcry Method

State Banks Bonds

Section 6: Additional Infos

Athex & ATHEXClear Members List

List of Stocks under Market Making operations

Equity Investment Instruments Acknowledgements

Section 7: Derivatives Market Analytic Figures

Index Futures

Stock Futures

Index Options

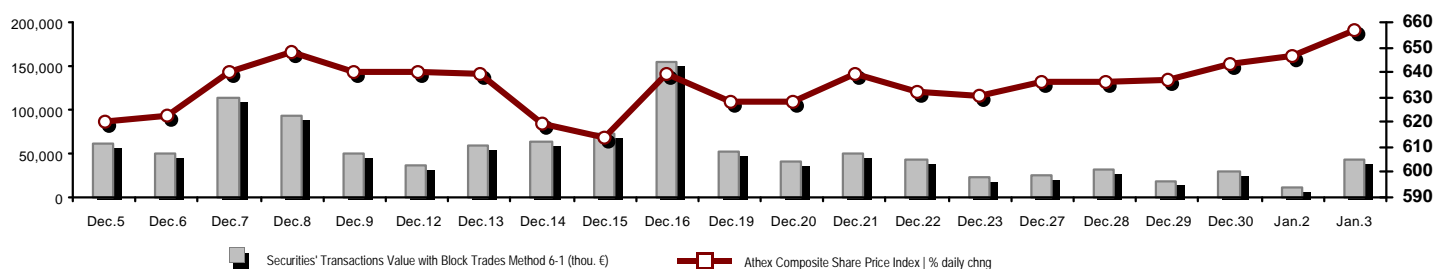
Stock Options

Stock Lending Analytic Figures

Appendix A: Sectors codification for listed companies

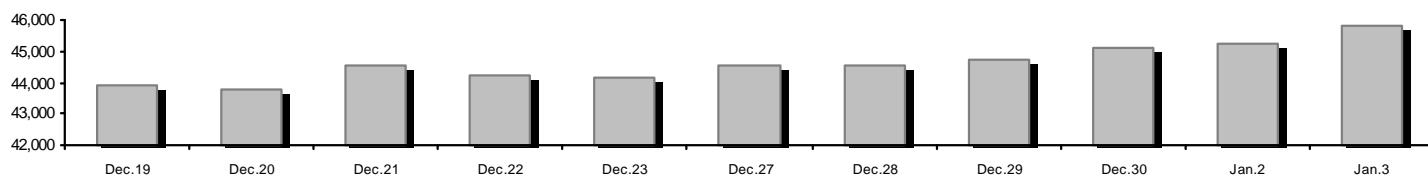
Summary of Markets

Athex Composite Share Price Index vs Shares and Derivatives Transactions Value

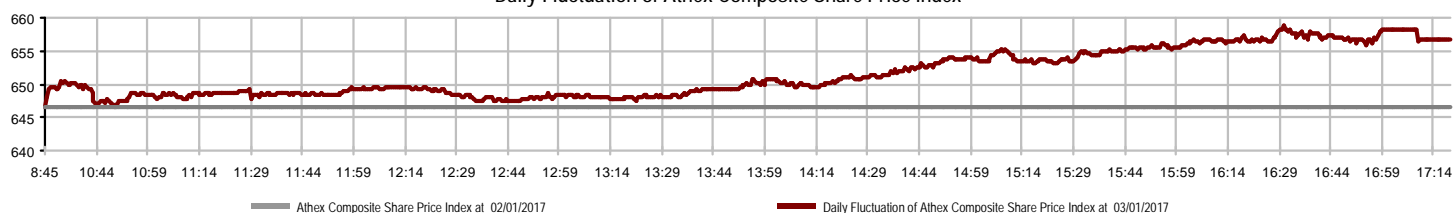


Athex Capitalisation (mill. €) **:	45,786.09	Derivatives Total Open Interest	325,361
Daily change: mill. € %	524.03 1.16%	in Index Futures % daily chng	7,967 3.07%
Yearly Avg Capitalisation: mill. € % chng prev year Avg	45,524.08 10.63%	in Stock Futures % daily chng	314,745 -0.80%
Athex Composite Share Price Index % daily chng	656.61 1.55%	in Index Options % daily chng	2,358 2.43%
Athex Composite Share Price Index Capitalisation (mill. €)	40,980.01	in Stock Options % daily chng	291 0.00%
Daily change (mill. €)	477.75		
Securities' Transactions Value with Block Trades Method 6-1 (42,077.11	Derivatives Contracts Volume:	58,745
Daily change: %	31,674.56 304.49%	Daily change: pieces %	44,796 321.14%
YtD Avg Trans. Value: thou. € % chng prev year Avg	26,239.84 -56.54%	YtD Avg Derivatives Contracts % chng prev year Avg	36,347 -41.50%
Blocks Transactions Value of Method 6-1 (thou. €)	2,715.05	Derivatives Trades Number:	2,322
Blocks Transactions Value of Method 6-2 & 6-3 (thou. €)	15.26	Daily change: number %	1,403 152.67%
Bonds Transactions Value (thou.€)	15.07	YtD Avg Derivatives Trades number % chng prev year Avg	1,621 -37.55%
Securities' Transactions Volume with Block Trades Method 6-1 (th	93,404.72	Lending Total Open Interest	789,627
Daily change: thou. pieces %	65,054.33 229.47%	Daily change: pieces %	10,000 1.28%
YtD Avg Volume: % chng prev year Avg	60,877.55 -36.74%	Lending Volume (Multilateral/Bilateral)	103,000
Blocks Transactions Volume of Method 6-1 (thou. Pieces)	669.97	Daily change: pieces %	103,000
Blocks Transactions Volume of Method 6-2 & 6-3 (thou. Pieces)	1.69	Multilateral Lending	10,000
Bonds Transactions Volume	15,000.00	Bilateral Lending	93,000
Securities' Trades Number with Block Trades Method 6-1	18,857	Lending Trades Number:	5
Daily change: number %	12,162 181.66%	Daily change: %	5
YtD Avg Derivatives Trades number % chng prev year Avg	12,776 -32.28%	Multilateral Lending Trades Number	4
Number of Blocks Method 6-1	4	Bilateral Lending Trades Number	1
Number of Blocks Method 6-2 & 6-3	1		
Number of Bonds Transactions	4		

Athex Capitalisation (mill. €) **



Daily Fluctuation of Athex Composite Share Price Index



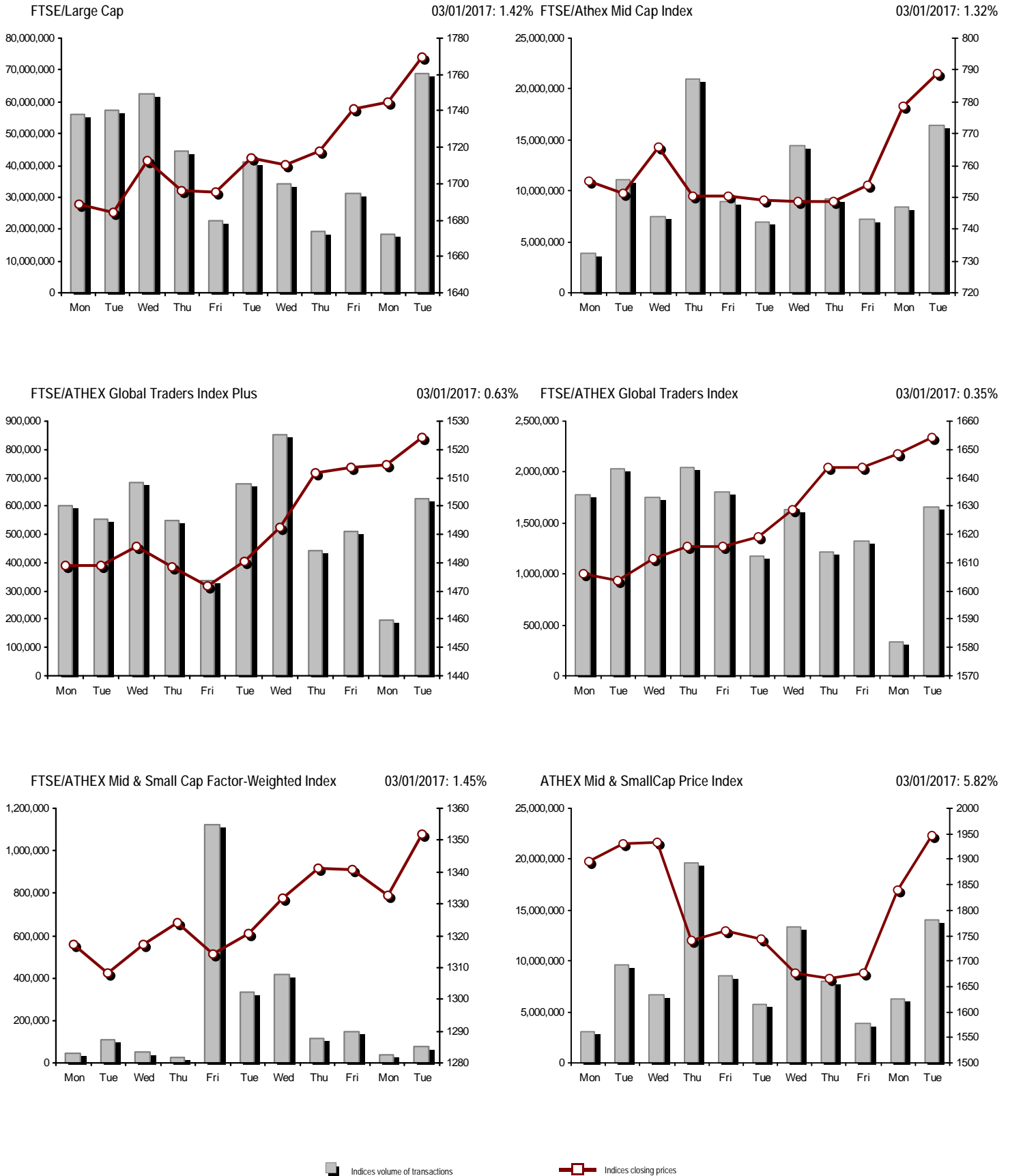
Athex Indices

Index name	03/01/2017	02/01/2017	pts.	%	Min	Max	Year min	Year max	Year change
Athex Composite Share Price Index	656.61 #	646.61	10.00	1.55%	646.61	658.66	643.64	658.66	2.02% #
FTSE/Athex Large Cap	1,769.69 #	1,744.94	24.75	1.42%	1,744.94	1,778.75	1,740.67	1,778.75	1.66% #
FTSE/Athex Mid Cap Index	788.72 #	778.42	10.30	1.32%	778.42	796.46	753.69	796.46	4.65% #
FTSE/ATHEX-CSE Banking Index	669.06 #	640.59	28.47	4.44%	639.04	669.25	634.20	669.25	5.50% #
FTSE/ATHEX Global Traders Index Plus	1,524.28 #	1,514.68	9.60	0.63%	1,511.57	1,527.04	1,505.65	1,527.04	0.71% #
FTSE/ATHEX Global Traders Index	1,654.11 #	1,648.41	5.70	0.35%	1,641.25	1,660.05	1,641.25	1,660.05	0.64% #
FTSE/ATHEX Mid & Small Cap Factor-Weighted Ind	1,351.91 #	1,332.54	19.37	1.45%	1,332.54	1,360.96	1,315.47	1,360.96	0.84% #
Greece & Turkey 30 Price Index	435.07 €	439.97	-4.90	-1.11%	432.82	439.98	432.82	439.98	-1.73% €
ATHEX Mid & SmallCap Price Index	1,947.82 #	1,840.70	107.12	5.82%	1,840.70	1,970.52	1,675.92	1,970.52	16.22% #
FTSE/Athex Market Index	434.47 #	428.40	6.07	1.42%	428.40	436.69	427.09	436.69	1.73% #
FTSE Med Index	4,643.63 #	4,596.36	47.27	1.03%			4,643.63	4,643.63	1.03% #
Athex Composite Index Total Return Index	1,001.63 #	986.39	15.24	1.55%	986.39	1,004.77	981.85	1,004.77	2.01% #
FTSE/Athex Large Cap Total Return	2,555.51 #	2,519.77	35.74	1.42%			2,519.77	2,555.51	1.66% #
FTSE/ATHEX Large Cap Net Total Return	745.87 #	735.44	10.43	1.42%	735.44	749.69	733.64	749.69	1.66% #
FTSE/Athex Mid Cap Total Return	962.75 #	950.17	12.58	1.32%			950.17	962.75	4.65% #
FTSE/ATHEX-CSE Banking Total Return Index	686.81 #	657.59	29.22	4.44%			657.59	686.81	5.50% #
Greece & Turkey 30 Total Return Index	558.29 €	561.76	-3.47	-0.62%			558.29	558.29	-0.62% €
Hellenic Mid & Small Cap Index	794.90 #	789.70	5.20	0.66%	787.69	797.71	785.14	797.71	1.04% #
FTSE/Athex Banks	883.99 #	846.38	37.61	4.44%	844.32	884.24	837.94	884.24	5.50% #
FTSE/Athex Financial Services	1,055.98 €	1,057.37	-1.39	-0.13%	1,047.65	1,073.68	1,039.31	1,073.68	-0.06% €
FTSE/Athex Industrial Goods & Services	1,482.28 #	1,464.54	17.74	1.21%	1,447.66	1,493.81	1,438.11	1,493.81	1.88% #
FTSE/Athex Retail	2,885.76 #	2,815.62	70.14	2.49%	2,802.47	2,887.22	2,798.09	2,887.22	2.70% #
FTSE/ATHEX Real Estate	2,632.53 #	2,630.30	2.23	0.08%	2,609.12	2,660.03	2,609.12	2,666.17	-0.40% €
FTSE/Athex Personal & Household Goods	7,520.32 €	7,610.39	-90.07	-1.18%	7,520.32	7,637.37	7,520.32	7,668.69	-1.70% €
FTSE/Athex Food & Beverage	7,661.17 #	7,638.14	23.03	0.30%	7,638.14	7,823.90	7,634.32	7,823.90	-0.61% €
FTSE/Athex Basic Resources	2,784.69 #	2,705.51	79.18	2.93%	2,705.51	2,815.49	2,687.91	2,815.49	2.93% #
FTSE/Athex Construction & Materials	2,277.88 #	2,243.87	34.01	1.52%	2,230.48	2,277.88	2,223.27	2,277.88	1.02% #
FTSE/Athex Oil & Gas	3,010.20 €	3,047.09	-36.89	-1.21%	3,010.20	3,049.18	2,980.73	3,049.18	0.39% #
FTSE/Athex Media	1,831.19 ~	1,831.19	0.00	0.00%	1,831.19	1,831.19	1,768.77	1,831.19	3.53% #
FTSE/Athex Travel & Leisure	1,487.44 #	1,479.68	7.76	0.52%	1,477.63	1,495.56	1,460.54	1,495.56	1.43% #
FTSE/Athex Technology	643.54 #	640.72	2.82	0.44%	635.10	647.37	635.10	647.37	0.73% #
FTSE/Athex Telecommunications	2,444.28 €	2,477.31	-33.03	-1.33%	2,444.28	2,488.32	2,444.28	2,488.32	-0.56% €
FTSE/Athex Utilities	1,559.96 #	1,526.79	33.17	2.17%	1,525.02	1,560.52	1,516.75	1,560.52	2.85% #
Athex All Share Index	161.52 #	159.67	1.85	1.16%	161.52	161.52	159.67	161.52	1.52% #
Hellenic Corporate Bond Index	109.44 #	109.41	0.03	0.03%			109.44	109.44	0.03% #
Hellenic Corporate Bond Price Index	97.73 €	97.73	0.00	0.00%			97.73	97.73	0.00% €

Note 1: FTSE/Med 100, Greece & Turkey 30 Rt., Hellenic Corporate Bond Price Index and Hellenic Corporate Bond Index closing prices refer to the previous trading day of 30/12/2016.

Note 2: The Hellenic Mid & Small Cap Index is a Customized index calculated by the Athens Exchange.

Athex Indices



Analytic Figures for Athex Market's Boards and Categories

	Total Traded Securities	Main Market	Low Dispersion	Other Categories (*)	Exchange Traded Funds (ETFs)	Warrants
Totals	126	102	4	16	2	2
Gain / Lose / Same:	69 / 32 / 25	61 / 24 / 17	3 / 1 / 0	3 / 6 / 7	1 / 1 / 0	1 / 0 / 1
Athex Capitalisation (mill. €) **	45,786.09	42,737.93	2,922.68	125.48		
Daily Average Trans/ons Value(thou.€)	26,239.84	26,228.12	12.80	5.72	0.48	0.94
Transactions Value	42,092.37	42,069.91	15.16	6.91	0.03	0.37
Main Board:	39,362.06	39,339.60	15.16	6.91	0.03	0.37
Blocks Board 6_2_3:	2,730.31	2,730.31	0.00	0.00	0.00	0.00
Forced Sales Board:	0.00	0.00	0.00	0.00	0.00	0.00
Special Terms Board:	0.00	0.00	0.00	0.00	0.00	0.00
Daily Average Transactions Volume	60,877,551	60,618,159	22,628	65,627	30	172,042
Transactions Volume	93,406,405	93,230,388	42,081	74,370	4	59,562
Main Board:	92,734,747	92,558,730	42,081	74,370	4	59,562
Blocks Board 6_2_3:	671,658	671,658	0	0	0	0
Forced Sales Board:	0	0	0	0	0	0
Special Terms Board:	0	0	0	0	0	0
Daily Average Number of Trades	12,776	12,669	21	59	3	26
Number of Trades	18,858	18,729	24	74	2	29
Main Board:	18,853	18,724	24	74	2	29
Blocks Board 6_2_3:	5	5	0	0	0	0
Forced Sales Board:	0	0	0	0	0	0
Special Terms Board:	0	0	0	0	0	0

(*) Summarised Transactions figures for Under Deletion and Under Supervision Categories. (**) The Market Capitalization of the Companies that belong in the Under Supervision Status is not included.

Trading Details by Athex Sectors and Financial Instruments (ETFs)

Code	Sectors	Gain / Lose / Same	Number of Trades	Transactions Volume	Transactions Value	% of Total Trans. Value
8300	- Banks	8 / 0 / 1	9,908	87,601,693	26,340,212.96	62.58%
1700	- Basic Resources	6 / 2 / 0	589	151,013	580,325.34	1.38%
1300	- Chemicals	1 / 3 / 0	119	51,613	63,180.05	0.15%
2300	- Construction & Materials	9 / 4 / 1	1,186	548,189	1,789,776.42	4.25%
12000	- Financial Instruments	1 / 1 / 0	2	4	25.78	0.00%
8700	- Financial Services	0 / 3 / 1	730	2,249,161	740,594.28	1.76%
3500	- Food & Beverage	8 / 3 / 3	248	98,862	981,096.55	2.33%
4500	- Health Care	3 / 0 / 3	232	137,087	42,184.15	0.10%
2700	- Industrial Goods & Services	8 / 4 / 4	1,394	956,557	1,206,157.73	2.87%
8500	- Insurance	1 / 0 / 0	5	15	30.06	0.00%
5500	- Media	0 / 0 / 1	6	28	0.84	0.00%
500	- Oil & Gas	0 / 1 / 2	566	177,387	1,743,403.16	4.14%
3700	- Personal & Household Goods	4 / 6 / 2	477	134,486	897,062.40	2.13%
8600	- Real Estate	3 / 3 / 0	265	59,631	324,331.53	0.77%
5300	- Retail	1 / 1 / 1	475	36,422	702,545.63	1.67%
9500	- Technology	5 / 0 / 4	285	173,622	102,628.45	0.24%
6500	- Telecommunications	0 / 1 / 0	681	236,835	2,112,240.50	5.02%
5700	- Travel & Leisure	8 / 0 / 0	896	459,601	3,603,857.03	8.56%
7500	- Utilities	3 / 0 / 2	781	295,257	862,643.29	2.05%

Top 10 best & worst performing Shares

Main Market

With positive Price change	Closing price	change	With negative Price change	Closing price	change
ATTICA BANK S.A. (CR)	0.044	18.92% #	GR. SARANTIS SA (CR)	10.81	-2.00% €
J & P - AVAX SA (CR)	0.425	9.54% #	MOTOR OIL (CR)	13.17	-1.64% €
CENERGY HOLDINGS (CB)	0.697	6.41% #	P.P.A. S.A. (CR)	13.10	-1.36% €
NATIONAL BANK (CR)	0.269	6.32% #	OTE (CR)	8.88	-1.33% €
INTRACOM HOLDINGS (CR)	0.318	6.00% #	JUMBO SA (CR)	14.80	-1.14% €
PIRAEUS BANK (CR)	0.224	5.66% #	LAMDA DEVELOPMENT SA (CR)	4.72	-0.84% €
EUROBANK ERGASIAS (CR)	0.682	4.60% #	INTERCONTINENTAL (CR)	5.53	-0.72% €
ELLAKTOR (CR)	1.15	4.54% #	MARFIN INVESTMENT GROUP (CR)	0.157	-0.63% €
IASO SA (CR)	0.404	4.12% #	FOURLIS (CR)	4.07	-0.49% €
VIOHALCO SA/NV (CB)	1.36	3.82% #	THRACE PLASTICS SA (CR)	2.21	-0.45% €
With the highest Transactions Value	Value (thou. €)	change	With the highest Transactions Volume	Volume	change
NATIONAL BANK (CR)	10,367.05	6.32% #	NATIONAL BANK (CR)	39,405,968	6.32% #
ALPHA BANK (CR)	6,234.90	2.63% #	PIRAEUS BANK (CR)	17,506,576	5.66% #
EUROBANK ERGASIAS (CR)	4,258.93	4.60% #	ATTICA BANK S.A. (CR)	14,004,937	18.92% #
PIRAEUS BANK (CR)	3,832.22	5.66% #	BANK OF CYPRUS (CR)	7,044,709	1.40% #
OPAP (CR)	3,313.83	0.36% #	EUROBANK ERGASIAS (CR)	6,339,328	4.60% #
OTE (CR)	2,112.24	-1.33% €	ALPHA BANK (CR)	3,237,422	2.63% #
MOTOR OIL (CR)	1,440.91	-1.64% €	MARFIN INVESTMENT GROUP (CR)	2,166,473	-0.63% €
TITAN CEMENT (CR)	1,235.59	1.27% #	CENERGY HOLDINGS (CB)	543,543	6.41% #
BANK OF CYPRUS (CR)	1,016.12	1.40% #	OPAP (CR)	390,920	0.36% #
CC HBC AG (CR)	968.87	0.29% #	ELLAKTOR (CR)	361,924	4.54% #

Note: Stocks that are not included in the "Low Dispersion" and "Under Supervision" categories, and the transactions value is more than 10,000 €.

Derivatives Summary

	Number of Trades	Volume	Open Interest
Index Futures	339	1,071	7,967
FTSE/Athex Large Cap	339	1,071	7,967
Stock Futures	1,927	57,482	314,745
ALPHA BANK (CR)	150	1,829	20,433
CC HBC AG (CR)	7	35	115
ELLAKTOR (CR)	39	167	3,165
EUROBANK ERGASIAS (CR)	419	10,021	44,380
EYDAP S.A. (CR)	0	0	72
FOLLI FOLLIE (CR)	20	34	339
GEK TERNA (CR)	8	46	7,780
GRIVALIA PROPERTIES (CR)	1	5	72
HELLENIC EXCHANGES-A.S.E. (CR)	11	50	329
HELLENIC PETROLEUM (CR)	23	230	4,016
INTRALOT (CR)	12	72	1,158
JUMBO SA (CR)	8	10	733
MARFIN INVESTMENT GROUP (CR)	115	1,881	50,074
METKA (CR)	11	64	351
MOTOR OIL (CR)	1	2	81
MYTILINEOS HOLDINGS (CR)	115	374	4,873
NATIONAL BANK (CR)	439	25,995	72,925
OPAP (CR)	43	101	2,781
OTE (CR)	43	144	4,239
P.P.A. S.A. (CR)	4	5	617
PIRAEUS BANK (CR)	310	15,904	84,545
PPC (CR)	98	355	7,495
TERNA ENERGY (CR)	7	11	1,264
TITAN CEMENT (CR)	2	7	98
VIOHALCO SA/NV (CB)	41	140	2,810
Index Options	56	192	2,358
FTSE/Athex Large Cap	56	192	2,358
Stock Options	0	0	291
ALPHA BANK (CR)	0	0	50
NATIONAL BANK (CR)	0	0	5
OPAP (CR)	0	0	45
OTE (CR)	0	0	136
PIRAEUS BANK (CR)	0	0	0
PPC (CR)	0	0	55
Total Derivatives Traded	2,322	58,745	325,361

Number of Outstanding Securities	Nominal Value	Dividends [1]			Date of Last Coupon		Note	Shares	Closing price	% change	Previous closing price/date	Open price	Price min	Price max	Last price	Avg price	Last Bid [7]	Last Ask [7]	P/E after	Year	Volume	Trades	Transactions Value[8]	Company Mkt Value (thou. €)	Year low	Year high	Sector[4]
		2014	2015	2016	Dividend [2]	Right																					
100,793,572	0.300	---	---	---	16/07/2009	11/02/2016	5110	TELETIPPOS SA (CR)	0.060	---	0.060	07/03/2016	---	---	---	---	---	5@0.048	---	---	---	---	---	6,047.61	0.060	0.060	5553
13,920,000	0.320	---	---	---	19/11/2001	01/08/2000	4726	TEXAPRET SA (CR)	0.080	---	0.080	28/02/2011	---	---	---	---	---	---	---	---	---	---	---	1,113.60	0.080	0.080	3763
510,840	1.00	---	---	---	15/07/2008	21/11/2013	5036	TROPEA HOLDING (CR)	2.00	---	0.020	# 30/03/2012	---	---	---	---	---	---	---	---	---	---	---	1,021.68	2.00	2.00	3722
284,465,964	3.70	---	---	---	20/06/2008	15/06/2009	4913	TT HELLENIC POSTBANK (CR)	0.168	---	0.239	# 29/08/2012	---	---	---	---	---	---	---	---	---	---	---	47,790.28	0.168	0.168	8355
71,683,906	0.400	---	---	---	15/06/2005	05/02/2008	4953	XATZIOANNOU (CR)	0.026	---	0.026	28/03/2013	---	---	---	---	---	---	---	---	---	---	---	1,863.78	0.026	0.026	3763

Suspension Status

Shares' Notes

Code	Note text
()	- Adjusted dividends.
*	- Last adjusted closing price.
[1]	- Net dividends.
[2]	- The "Date of Last Coupon" for New listings refers to the date company's stocks started to trade in Athex
[3]	- The Company Market Value is referred to the number of outstanding shares
[4]	- Sectors codification can be found in Appendix A
[5]	- The Market Value refers to the total number of shares listed (including their several classes) in the exchange by the company.
[6]	- P/E greater than 100
[7]	- Last view of the Order Book before the end of the trading session
[8]	- All Blocks Methods' Transactions Value are included.
4446	- Transfer to the "Under Supervision" Category as of 20/10/2008.
4576	- Suspension of trading as of 14/7/2009.
4690	- Transfer to Surveillance category as of 4/4/2006.
4726	- Suspension of trading as of 1/3/2011.
4750	- Transfer to the "Under Surveillance Category" from 8/4/2011.
4795	- The final gross (pre-tax) dividend is € 0.30 per share and subject to withholding tax on the full dividend amount, i.e. 0,45 per share, for those shareholders liable to withholding tax, in accordance with the applicable tax law provisions.
4814	- Transfer to the Low Dispersion Category as of 30/5/2011.
4815	- Transfer to the Low Dispersion Category as of 30/5/2011.
4816	- Transfer to the Low Dispersion Category as of 30/5/2011.
4817	- Transfer to the Low Dispersion Category as of 30/5/2011.
4822	- Transfer to the Low Dispersion category as of 30/5/2011.
4823	- Transfer to the Low Dispersion category as of 4/4/2006.
4827	- Transfer to the Low Dispersion category as of 5/5/2010.
4844	- Transfer to the Surveillance category from 8/4/2011.
4857	- The 793,906,274 new (CR) shares, resulting from the recent share capital increase through a rights issue, are not yet admitted to trading on the ATHEX.
4865	- Suspension of trading as of 2/4/2012.
4879	- Transfer to the Surveillance Category as of 10/4/2012.
4881	- Transfer to the Surveillance Category as of 10/4/2012.
4882	- Transfer to the Surveillance Category as of 10/4/2012.
4886	- Transfer to the Surveillance Category as of 10/4/2012.
4887	- Transfer to the Surveillance Category as of 10/4/2012.
4888	- Transfer to the Surveillance Category as of 10/4/2012.
4912	- Transfer to the Surveillance Category as of 31/7/2012.
4913	- Suspension of trading as of 30/8/2012.
4914	- Suspension of trading as of 31/8/2012.
4918	- Suspension of trading as of 31/8/2012.
4937	- Transfer to the UNDER DELETION category as of 30/11/2012.
4938	- Transfer to the UNDER DELETION category as of 30/11/2012.
4939	- Suspension of trading as of 30/11/2012.
4953	- Suspension of trading as of 2/4/2013.
4955	- Transfer to the Surveillance Category as from 5/4/2013.
4956	- Transfer to the Surveillance Category as from 5/4/2013.
4957	- Transfer to the Surveillance Category as from 5/4/2013.
4958	- Transfer to the Surveillance Category as from 5/4/2013.
4959	- Transfer to the Surveillance Category as from 5/4/2013.
4971	- Suspension of trading as of 3/6/2013.
4977	- Transfer to the "Under Surveillance Category" from 11/6/2013.
4982	- Suspension of trading as of 1/12/2011.
4983	- Transfer to the Surveillance Category as of 5/4/2013.
4985	- Transfer to the "Under Surveillance Category" from 8/4/2011.
4997	- Transfer to the Under Supervision Category as of 21/12/2009. - The 6,870,053 new (CB) shares, resulting from the recent share capital increase through a rights issue, are

Shares' Notes

Code	Note text
	not yet admitted to trading on the ATHEX.
5002	- Suspension of trading as of 30/08/2013.
5003	- Suspension of trading as of 30/08/2013.
5004	- Suspension of trading as of 30/08/2013.
5007	- Transfer to the Surveillance category, as of 11/10/2013.
5023	- Suspension of trading as of 2/12/2013.
5031	- The 612,300 new (CR) shares, resulting from the recent share capital increase through a rights issue, are not yet admitted to trading on the ATHEX.
5036	- The company's share is under suspension of trading as of 2/4/2012. During suspension, the company proceeded and concluded a share reverse split, according to which - after the conclusion of the corporate action - the total number of the company's shares, as well as, the last closing price of 30/03/2012 were adjusted.
5046	- Transfer to the Low Dispersion category as of 8/4/2011.
5047	- Suspension of trading as of 27/3/2014.
5049	- Under suspension of trading as of 1/4/2014.
5057	- Transfer to the Surveillance Category as of 29/12/2011.
5058	- Transfer to the Surveillance Category as of 29/12/2011.
5061	- Suspension of trading as of 2/6/2014.
5062	- Transfer to the UNDER DELETION category as of 4/6/2014.
5080	- Suspension of trading as of 6/9/2011.
5087	- Suspension of trading as of 1/4/2015.
5088	- Suspension of trading as of 1/4/2015.
5089	- Transfer to the Surveillance Category as of 8/4/2015.
5092	- Transfer to the UNDER DELETION category as of 8/4/2015.
5093	- Transfer to the Surveillance Category as of 8/4/2015.
5094	- Transfer to the Surveillance Category as of 8/4/2015.
5095	- Transfer to the Surveillance Category as from 9/4/2015.
5097	- Transfer to the Surveillance Category as of 10/4/2012.
5098	- Suspension of trading as of 2/6/2015.
5099	- Suspension of trading as of 3/6/2015.
5101	- Suspension of trading as of 1/9/2015.
5104	- Transfer to the "Low Dispersion" Category as of 31/10/2014. Change of the company name from "MIG REAL ESTATE R.E.I.C." to "NBG PANGAEA R.E.I.C." as of 30/12/2015.
5109	- Suspension of trading as of 01/03/2016.
5110	- Suspension of trading as of 08/03/2016.
5111	- Transfer to the Under Deletion Category as of 15/04/2016.
5112	- Transfer to the Surveillance Category as of 15/04/2016.
5113	- Transfer to the Surveillance Category as of 15/04/2016.
5114	- Transfer to the Surveillance Category as of 15/04/2016.
5115	- Transfer to the Surveillance Category as of 15/04/2016.
5116	- Transfer to the Low Dispersion Category as of 20/4/2016.
5118	- Transfer to the Surveillance Category as of 25/11/2011. Issue of a Convertible Bond Loan in progress through a rights issue. Rights' trading period on ATHEX: 22/09/2016 - 03/10/2016, pre-emption rights' subscription period: 22/09/2016 - 06/10/2016.
5121	- Suspension of trading as of 3/10/2016.
5123	- Transfer to the Surveillance Category as of 10/4/2014.
5124	- The 30,874,635 new (CR) shares, resulting from the recent share capital increase through a rights issue, are not yet admitted to trading on the ATHEX.

Securities Blocks Details

Securities	Block Volume	Price	Block Trade Value	Time of approval	Note
OPAP (CR)	147,098	8.46	1,243,713.59	13:43:59	20
ALPHA BANK (CR)	250,000	1.93	482,500.00	16:24:19	20
TITAN CEMENT (CR)	22,872	22.08	505,086.95	16:34:07	20
ALPHA BANK (CR)	250,000	1.94	483,750.00	16:36:56	20
OTE (CR)	1,688	9.04	15,259.52	16:37:50	18

Blocks Notes

- 9 - Method 6-1 / Special Fees
- 10 - Method 6-1 / Special Fees, SDS
- 14 - Method 6-3 / Settlement, Incomplete Buy and Sell
- 18 - Method 6-2 / SPOT 1
- 19 - Method 6-2 / SPOT 2
- 20 - Method 6-1 and Method 6-1 Same Day Settlement
- 21 - Other Pre-agreed

Shares Rights Details

Occured date	Exercise from	Exercise until	Trading until	Rights	Price min	Price max	Closing price	Last Bid	Last Ask	Volume	Trades	Transactions Value
22/12/2016	28/12/2016	11/01/2017	05/01/2017	TRASTOR REAL ESTATE INVESTMEN	0.001	0.002	0.002	38,942	13	77.69

Shares Forced Sales

Securities	Transaction s Volume	Number of Trades	Transactions Value	Note
------------	-------------------------	---------------------	-----------------------	------

No Forced Transactions.

Forced Sales Notes

- 1 - Normal Forced Sale.
- 2 - Forced Sales of Fixed Registered Shares.
- 3 - Forced Sales of Remaining Stock Fractions.

Forced Sales Registered Shares

Securities	Start Date	End Date	Initial Volume	Remaining Volume	Date	Avg price (day)	Avg price (period)	Number of Trades	Transactions Volume	Transactions Value
------------	------------	----------	----------------	------------------	------	-----------------	--------------------	------------------	---------------------	--------------------

No Fixed Registered Shares Forced Sales.

Forced Sales Notes

According to Decision 1/380/04.05.2008 of the Hellenic Republic Capital Market Commission, the certificated registered shares that have not been deposited to the issuer for dematerialisation, will be auctioned in the Athens Exchange by the supervising issuer. Forced sales procedure is held according to Article 99A of the Athens Exchange Rulebook. The average price of the period is calculated by dividing the Total transactions value by the Total volume and includes all the transactions made until the current date.

Exchange Traded Funds (ETFs) Characteristics

	Transactions Date (T)	Creation / Redemption	Units (T-1)	New Units (T-1)	Redemption Units (T-1)	Units (T) [1]	Fund Assets [2]	Net Unit Price	Dividend per	Dividend Date
ALPHA ETF FTSE Athex Large Cap	03/01/2017	5,000	619,082	---	---	619,082	10,782,230.00	17.4165	0.37	30/06/2016
NBGAM ETF ΓΔ X.A.	03/01/2017	25,000	294,878	---	---	294,878	2,240,032.00	7.5965	---	27/10/2011
NBGAM ETF GREECE & TURKEY 30	03/01/2017	25,000	388,550	---	---	388,550	2,039,011.00	5.2477	---	27/10/2011

ETFs Notes

[1] - Units (T) = Units (T-1) + New Units (T-1) - Redemption Units (T-1)

[2] - The Creation / Redemption Units of T-1 are included.

Corporate Bonds

Num Listed Bonds	Nominal price	Issue price	Today's Rate	Exp. Date	Duration (years)	Note	Coupon		Trading	Corporate Bonds	Price min	Price max	Closing price	Previous closing price/date	Volume	Transactions Value	Last order		ear min	Year max		
							Common	Preferred									Price	Buy / Sell			Date	
233,748,933	0.30	0.30	1.00	11/10/2025	9	---	2	---	1	FORTHNET S.A. (Convertible)	---	---	---	---	---	---	95.0000	S	09/11/2016	100.0000	100.0000	
40,000,000	1.00	1.00	5.00	04/10/2021	5	---	1	---	1	HOUSEMARKET S.A. (Non Convertible)	100.4000	100.5000	100.4667	100.5000	02/01/2017	15,000	15,072.09	100.2000	B	03/01/2017	100.4000	100.5000
1,774,359	13.76	9.77	0.00	21/10/2025	18	---	26	---	1	NIREUS S.A. (Convertible)	---	---	---	100.0000	12/07/2016	---	---	5.0000	S	03/01/2017	100.0000	100.0000
212,237,880	1.00	1.00	6.30	29/07/2020	7	---	14	---	1	MARFIN INVESTMENT GROUP S.A. SERIES B (Convert.)	---	---	---	0.8500	23/08/2013	---	---	5.0000	B	04/10/2016	0.8500	0.8500
163,009,139	1.00	1.00	7.00	29/07/2019	6	---	14	---	1	MARFIN INVESTMENT GROUP S.A. SERIES A (Convert.)	---	---	---	1.0000	23/08/2013	---	---	5.0000	B	04/10/2016	1.0000	1.0000

Corporate Bonds Notes

Transactions Volume = (Pieces) * (Nominal Price). Transactions Value = (Pieces) * (Nominal Price) * (price %) + (Accrued interest).

The price of a Bond is stated as a percentage (%) of Bond's Nominal Price.

Nominal Price in Euros (€), except if it is noted differently.

Government Bonds

Number Listed Bonds	Nominal price	Today's Rate	Accrued Interest Calc	Exp. Date [1]	Duration (years)	Note	Coupons Date	Curr. coupon value	Trading Unit	Government Bonds	Price min	Price max	Closing price	Previous closing price/date	Volume	Transactions Value	Price	Last order Buy / Sell	Date
1,792,455,803	1.00	3.00	Actual/Actual	24/02/2023	11	---	24/02	3.00	1	GGB-FXD-240223-11Y-2.000-1.00	---	---	---	10.0000 22/06/2015	---	---	---	---	---
1,771,485,249	1.00	3.00	Actual/Actual	24/02/2024	12	---	24/02	3.00	1	GGB-FXD-240224-12Y-2.000-1.00	---	---	---	10.0000 22/06/2015	---	---	---	---	---
1,744,316,583	1.00	3.00	Actual/Actual	24/02/2025	13	---	24/02	3.00	1	GGB-FXD-240225-13Y-2.000-1.00	---	---	---	10.0000 22/06/2015	---	---	---	---	---
1,498,761,836	1.00	3.00	Actual/Actual	24/02/2026	14	---	24/02	3.00	1	GGB-FXD-240226-14Y-2.000-1.00	---	---	---	10.0000 22/06/2015	---	---	---	---	---
1,469,952,920	1.00	3.00	Actual/Actual	24/02/2027	15	---	24/02	3.00	1	GGB-FXD-240227-15Y-2.000-1.00	---	---	---	10.0000 22/06/2015	---	---	---	---	---
1,525,434,082	1.00	3.00	Actual/Actual	24/02/2028	16	---	24/02	3.00	1	GGB-FXD-240228-16Y-2.000-1.00	---	---	---	10.0000 22/06/2015	---	---	---	---	---
1,503,860,546	1.00	3.00	Actual/Actual	24/02/2029	17	---	24/02	3.00	1	GGB-FXD-240229-17Y-2.000-1.00	---	---	---	10.0000 22/06/2015	---	---	---	---	---
1,435,418,132	1.00	3.00	Actual/Actual	24/02/2030	18	---	24/02	3.00	1	GGB-FXD-240230-18Y-2.000-1.00	---	---	---	10.0000 22/06/2015	---	---	---	---	---
1,368,045,727	1.00	3.00	Actual/Actual	24/02/2031	19	---	24/02	3.00	1	GGB-FXD-240231-19Y-2.000-1.00	---	---	---	10.0000 22/06/2015	---	---	---	---	---
1,373,758,194	1.00	3.00	Actual/Actual	24/02/2032	20	---	24/02	3.00	1	GGB-FXD-240232-20Y-2.000-1.00	---	---	---	10.0000 22/06/2015	---	---	---	---	---
1,452,639,893	1.00	3.00	Actual/Actual	24/02/2033	21	---	24/02	3.00	1	GGB-FXD-240233-21Y-2.000-1.00	---	---	---	10.0000 22/06/2015	---	---	---	---	---
1,410,344,954	1.00	3.00	Actual/Actual	24/02/2034	22	---	24/02	3.00	1	GGB-FXD-240234-22Y-2.000-1.00	---	---	---	10.0000 22/06/2015	---	---	---	---	---
1,444,202,190	1.00	3.00	Actual/Actual	24/02/2035	23	---	24/02	3.00	1	GGB-FXD-240235-23Y-2.000-1.00	---	---	---	10.0000 22/06/2015	---	---	---	---	---
1,505,138,031	1.00	3.00	Actual/Actual	24/02/2036	24	---	24/02	3.00	1	GGB-FXD-240236-24Y-2.000-1.00	---	---	---	10.0000 22/06/2015	---	---	---	---	---
1,396,254,095	1.00	3.00	Actual/Actual	24/02/2037	25	---	24/02	3.00	1	GGB-FXD-240237-25Y-2.000-1.00	---	---	---	10.0000 22/06/2015	---	---	---	---	---
1,382,167,704	1.00	3.00	Actual/Actual	24/02/2038	26	---	24/02	3.00	1	GGB-FXD-240238-26Y-2.000-1.00	---	---	---	10.0000 22/06/2015	---	---	---	---	---
1,337,331,257	1.00	3.00	Actual/Actual	24/02/2039	27	---	24/02	3.00	1	GGB-FXD-240239-27Y-2.000-1.00	---	---	---	10.0000 22/06/2015	---	---	---	---	---
1,371,908,706	1.00	3.00	Actual/Actual	24/02/2040	28	---	24/02	3.00	1	GGB-FXD-240240-28Y-2.000-1.00	---	---	---	10.0000 22/06/2015	---	---	---	---	---
1,360,659,778	1.00	3.00	Actual/Actual	24/02/2041	29	---	24/02	3.00	1	GGB-FXD-240241-29Y-2.000-1.00	---	---	---	10.0000 22/06/2015	---	---	---	---	---
1,432,747,403	1.00	3.00	Actual/Actual	24/02/2042	30	---	24/02	3.00	1	GGB-FXD-240242-30Y-2.000-1.00	---	---	---	10.0000 22/06/2015	---	---	---	---	---
742,153	1,000.00	0.44	FLR Actual/360	10/08/2019	5	---	10/02 - 10/08	---	1	GGB-FLT-100819-05Y-0.934-1.000	---	---	---	---	---	---	---	---	---
4,030,827	1,000.00	4.75	Actual/Actual	17/04/2019	5	---	17/04	4.75	1	GGB-FXD-170419-05Y-4.750-1.000	---	---	---	---	---	---	---	---	---
2,089,066	1,000.00	3.38	Actual/Actual	17/07/2017	3	---	17/07	3.38	1	GGB-FXD-170717-03Y-3.375-1.000	---	---	---	---	---	---	---	---	---

Government Bonds Notes

Transactions Volume = (Pieces) * (Nominal Price). Transactions Value = (Pieces) * (Nominal Price) * (price %) + (Accrued interest).

The Value of current coupon for the issues with NV 0.01 euro refers to NV 100 euros

FLR: Floating Interest Rate.

[1] - The Expiration Date of the interest bearing period and the Date for coupon payment.

Bonds in Circulation	Currency / Min nominal traded Value	Coupons Payment Date	Current Coupon Value	Note	Coupon	Trading Unit	Issue Date	Duration (years)	Today's Interest	A.I.C in days	Bonds	Last price of previous days		Last Outcry in Cash (euro)			Trades in Pieces	Life min	Life Max
												Price	05/02/1996	Buy / Sell	Date				
Corporate Bonds in Foreign Currency and Euro																			
103,746	GBP / 10	01/12	0.25	---	58	1	01/12/1930	98	2.5	360	National Mortgage Bank	2.27	05/02/1996	2.27	S	05/02/1996	---	2.27	2.27
0	GBP / 10	01/12	0.25	---	60	1	01/12/1928	100	2.5	360	National Mortgage Bank	---	---	---	---	---	---	---	---

Government Bonds Notes

A.I.C: Accrued Interest Calculation base.

FLR: Floating Interest Rate.

The minimum tradeable Nominal Value for all Demeterialised Government Titles is 100 Euros.

(μτφρ-0)

Athex & ATHEXClear Members List

Member Name				Stock Market			Derivatives Market		ATHEXClear Member	
	Address	Phone	Fax	Market Member	Remote Member	Market Maker	Proprietary	Market Maker	General Clearing	Direct Clearing
A. SARRIS SECURITIES S.A.				a						
6, DRAGATSANIOU ATHINA	+30 2103367700	210-3312324								
ALPHA FINANCE INVESTMENT SERVICES S.A.				a		a	a	a		a
5, MERLIN ATHINA	+30 2103677400	210-33311193								
ALPHA BANK A.E.									a	
40, STADIOU STR ATHINA	(210)-3260000	(210)-3264116								
	(210)-3265546	(210)-3265811								
103, AVE. ATHINON ATHINA	+30 2103436820	210-3436270								
ARGUS STOCKBROKERS LTD				a	a		a			
25, DIMOSTHENI SEVERI AVE NICOSIA	+357 22717000	0035722717070								
ATLANTIC SECURITIES LIMITED				a	a					
37, PRODROMOU NICOSIA	+357 22445400	00357 22661914								
ATLAS SECURITIES S.A				a			a			
, 125 MICHALAKOPOULOU & 14-16 VERVENON ATHINA	+30 2103363300	210-3238925								
ATTICA BANK S.A.									a	
54, AKADIMIAS STR. ATHINA	(210)-3390757	(210)-3646090								
23, OMIROU ATHINA	+30 2103669261	210-3669265								
23, OMIROU STR. ATHINA	(210)-3669000	(210)-3669410								
AXIA VENTURES GROUP LTD				a	a					
, KRANIDIOTI 10, OFFICE 102 NICOSIA	+357 22742000	357 22742001								
AXON SECURITIES S.A.				a			a			
48, STADIOU ATHINA	+30 2103363800	210-3243903								
BANK OF AMERICA MERRILL LYNCH				a	a					
2, KING EDWARD STREET LONDON	+44 20276281000									
BETA SECURITIES S.A.				a		a	a			a
29, ALEXANDRAS AVEN. & VRAILA ATHINA	+30 2106478900	210-6410139								
BNP PARIBAS SECURITIES SERVICES S.A.									a	
2, LAMPSAKOU ATHINA	+30 2107468500	210-7468579-581								
CAPITAL SECURITIES S.A.				a			a			
58, MITROPOLEOS ATHINA	+30 2103369700	+30 210 3369820								
CFS SECURITIES-INVESTMENT SERVICES S.A.				a						
3, PAPARRIGOPOULOU ATHINA	+30 2103360800	+30 210-3360980								
CITIGROUP GLOBAL MARKET LTD				a	a					
1, CITIGROUP CENTER, CANADA SQ., CANARY WHARF LONDON	+44 02079864000									
CREDIT SUISSE SECURITIES (EUROPE) LIMITED				a	a					
, ONE CABOT SQUARE LONDON	+44 2078888888									
CYCLOS SECURITIES S.A.				a			a			a
39, PANEPISTIMIOU ATHINA	+30 2103364300	+30 210-3239122								
D.A. TSEKOURAS SEC. S.A.				a						
33, STADIOU ATHINA	+30 2103245100	210-3211997								
DELTASTOCK AD										a
115, MEGAPARK OFFICE BUILDING, OFFICE AREA E, G TSARIGRADSKO BULVARA	+359 28115051	+359 28115049								
DEUTSCHE BANK S.A.				a	a		a			
1, GREAT WINCHESTER STREET LONDON	+44 20 754 54209	00441133361437								
DYNAMIC SECURITIES S.A.				a			a			a
8, OMIROU ATHINA	+30 2103677700	210-3677777								
EL. PETROPOULAKIS SECURITIES S.A.				a			a			
9, ARISTEIDOU ATHINA	+30 2103213928	+30 210-3216810								
ESTINVEST S.A.										a
9, TH REPUBLICII STREET FOCSANI	+40 237238900	+40 237237471								
EUROBANK ERGASIAS S.A.									a	
8, OTHONOS ATHINA	+30 2103337000	210-3245916								
8, OTHONOS STR. ATHINA	(210)-3337969	(210)-3245916								
	(210)-3337000	(210)-3233866								
EUROBANK SECURITIES INVESTMENT FIRM S.A				a		a	a	a		a
, FILELLINON 10 & XENOFONTOS 13 ATHINA	+30 2103720000	210-3720001								
EUROCORP SECURITIES S.A.				a			a			a
14, SQ.FILIKIS ETAIRIAS ATHINA	+30 2107263500	210-7263666								
EUOTRUST BROKERAGE S.A.				a						
113, SEVASTOUPOLEOS ATHINA	+30 2103363100	+30 210-3238334								
EUROXX SECURITIES S.A.				a		a	a	a		a
7, PALAIOLOGOU CHALANDRI	(210)-6879400	(210)-6879401								
7, PALEOLOGOU CHALANDRI	+30 2106879400	210-6879401								

Athex & ATHEXCclear Members List

Member Name	Stock Market			Derivatives Market		ATHEXCclear Member				
	Address	Phone	Fax	Market Member	Remote Member	Market Maker	Proprietary	Market Maker	General Clearing	Direct Clearing
G. A. PERVANAS SECURITIES-INVESTMENT SERVICES CO S.A.				a						
7-9, SOFOKLEOUS ATHINA	+30 2103727200	210-3210-291								
GLOBAL CAPITAL SECURITIES AND FINANCIAL SERVICES LTD				a	a					
, AVE. ARCHIEPISKOPOU MAKARIOU NICOSIA	+357 22710710	357 22339332								
GUARDIAN TRUST SECURITIES S.A				a			a			
31, ERMOU ATHINA	+30 2103378700	210-3220498								
HELLENIC BANK (INVESTMENTS) LTD				a	a					
, AVE. KYRIAKOU MATSI 31 - PO BOX 24747 NICOSIA	+357 22500100	357 22500110								
HELLENICAMERICAN SEC. S.A.				a		a	a			a
27, ANDREA PAPANDEOU ATHINA	+30 2103311100	+30 210-3215968								
HSBC BANK PLC									a	
109-111, AVE. MESOGION ATHINA	+30 2106960000	210-6928000								
INDEX SECURITIES S.A.				a						
6, DRAGATSANIOU ATHINA	+30 2103213920	+30 210-3213216								
INTERFINBROK CORPORATION S.A.										a
1, STR.CALARASI NR. CONSTANTA	+40 241639071	0241-547829								
INVESTMENT BANK OF GREECE S.A.				a		a	a		a	
32 , EGIALIAS & PARADISOU MAROUSI	+30 2108173111	+30 210-6896325								
J. CHR. MAVRIKIS SECURITIES S.A.				a						
5, SOFOKLEOUS ATHINA	+30 2103216730	210-3217767								
KAPPA SECURITIES S.A.				a			a			
15, VALAORITOU ATHINA	+30 2103678600	+30 210-3641002								
KARAMANOF SECURITIES-INV. SERVICES S.A.				a			a			
2, SQ. AGION THEODORON ATHINA	+30 2103212947	+30 210-3217088								
LAIKI FINANCIAL SERVICES LTD					a					
26, AVE. VYRONOS NICOSIA	357 22367367	357 22718567								
LEON DEPOLAS SECURITIES S.A.				a		a	a			
1, CHRISTOU LADA ATHINA	+30 2103213276	+30 210-3211618								
MAGNA TRUST SECURITIES S.A				a						
12-14, KARAGIORGI SERBIAS ATHINA	+30 2103800820	210-3220910								
MEGA EQUITY SECURITIES-FINANCIAL SERVICES LTD				a	a		a			
42-44, AVE. GRIVA DIGENI NICOSIA	+357 22711711	357 22711811								
MERIT SECURITIES S.A				a		a	a			a
3, GEORGIU SOURI ATHINA	+30 2103671890	210-3671830								
MIDAS BROKERAGE S.A.				a		a				
5, SOFOKLEOUS ATHINA	+30 2141008800	+30 210-3253205								
N. CHRYSOCHOIDIS STOCK BROKERAGE I.S.S.A.				a			a			a
7-9, SOFOKLEOUS ATHINA	+30 2103213913	+30 210-3216115								
NATIONAL BANK OF GREECE S.A.				a			a		a	
86, AIOLOU STR. ATHINA	(210)-3341000	(210)-3228187								
68, AKADIMIAS STR. ATHINA	(210)-3328817	(210)-3328678								
NATIONAL SECURITIES S.A				a		a	a	a		
66, KIFISIAS AVE , BUILDING A ATHINA	+30 2107720000	+30 210-7720002								
NUNTIUS SECURITIES S.A				a						
6, DRAGATSANIOU ATHINA	+30 2103350599	+30210-3254846								
ONE PLUS CAPITAL LIMITED				a	a					
, 75 PRODROMOU AVENUE, ONEWORLD PARKVIEW HOUSE, 3RD FLOOR, Nicosia	+357 22873760									
PANTELAKIS SECURITIES S.A.				a			a			
57, ETHNIKIS ANTISTASIS B CHALANDRI	+30 2106965000	210-6929550								
PEGASUS BROKERAGE FIRM S.A				a			a			
17 , VALAORITOU & AMERIKIS ATHINA	+30 2103670700	+30 210-3670760								
PIRAEUS BANK S.A.				a			a		a	
4, AMERIKIS STR. ATHINA	(210)-3335000	(210)-3335079								
4, AMERIKIS STR ATHINA	(210)-3335918	(210)-3254207								
4, AMERIKIS ATHINA	+30 2103335000	210-3335079								
PIRAEUS SECURITIES S.A.				a		a	a	a		a
5, KORAI ATHINA	+30 2103354100	210-3354170								
PRELIUM SECURITIES-INVESTMENT SERVICES S.A.				a			a			
1 , DAVAKI & KIFISIAS AVE. ATHINA	+30 2103677000	+30 210-6926403								
PROCHOICE SECURITIES LTD				a	a					
57, SPYROU KYPRIANOY NICOSIA	+357-24-661192	+357-24-662464								
SHARELINK SECURITIES-FINANCIAL SERVICES LTD				a	a		a			
6 , THEOTOKI MEGARO ELLINA NICOSIA	+357 22554200	+357 22750852								

Athex & ATHEXCclear Members List

Member Name				Stock Market			Derivatives Market		ATHEXCclear Member	
	Address	Phone	Fax	Market Member	Remote Member	Market Maker	Proprietary	Market Maker	General Clearing	Direct Clearing
SOCIETE GENERALE S.A.										
, 17 COURS VALMY 92987 PUTEAUX - LA DEFENSE PARIS	+33 157290504	+33142138697	a	a		a				
SOLIDUS SECURITIES S.A										
64, LOUIZIS RIANCOUR ATHINA	+30 2106900600	210-6985421	a			a				a
SSIF VIENNA INVESTMENT TRUST S.A.										
, 4 SPLAIUL UNIRII, BUILDING B3 BUCHAREST	+40 212074880	004 021 207 48 98								a
ST. EM. LAVRENTAKIS SECURITIES S.A.										
7-9, SOFOKLEOUS ATHINA	+30 2103213336	+30 210-3246572	a			a				
THE CYPRUS INVESTMENT & SECURITIES CORPORATION LTD										
154, LIMASSOL AVENUE, STROVOLOS NICOSIA	+357 22121700	357 22338800	a	a						
UBS LIMITED										
1, FINSBURY AVENUE LONDON	+44 2075687135		a	a						

List of Stocks under Market Making operations

Securities	Market Maker	Start Market Making	Stock Category
FRIGOGLASS SA (CR)			Surveillance
	EUROBANK SECURITIES INVESTMENT FIRM S.A	27/10/2014	
ALPHA BANK (CR)			Main Market
	ALPHA FINANCE INVESTMENT SERVICES S.A.	29/02/2016	
	EUROBANK SECURITIES INVESTMENT FIRM S.A	24/10/2012	
	LEON DEPOLAS SECURITIES S.A.	04/01/2016	
	MERIT SECURITIES S.A	03/09/2013	
	MIDAS BROKERAGE S.A.	11/01/2006	
	NATIONAL SECURITIES S.A	15/01/2013	
	PIRAEUS SECURITIES S.A.	28/05/2013	
ALUMIL (CR)			Main Market
	BETA SECURITIES S.A.	18/07/2013	
ATTICA BANK S.A. (CR)			Main Market
	BETA SECURITIES S.A.	02/06/2014	
	EUROBANK SECURITIES INVESTMENT FIRM S.A	25/07/2014	
	EUROXX SECURITIES S.A.	22/01/2016	
BANK OF CYPRUS (CR)			Main Market
	NATIONAL SECURITIES S.A	22/06/2015	
BYTE COMPUTER SA (CR)			Main Market
	MERIT SECURITIES S.A	04/08/2013	
CC HBC AG (CR)			Main Market
	EUROBANK SECURITIES INVESTMENT FIRM S.A	23/10/2013	
	NATIONAL SECURITIES S.A	29/04/2013	
	PIRAEUS SECURITIES S.A.	04/05/2015	
CENERGY HOLDINGS (CB)			Main Market
	ALPHA FINANCE INVESTMENT SERVICES S.A.	02/01/2017	
	EUROBANK SECURITIES INVESTMENT FIRM S.A	02/01/2017	
ELLAKTOR (CR)			Main Market
	EUROBANK SECURITIES INVESTMENT FIRM S.A	01/06/2013	
	NATIONAL SECURITIES S.A	25/06/2013	
ELTON SA (CR)			Main Market
	BETA SECURITIES S.A.	03/09/2013	
EUROBANK ERGASIAS (CR)			Main Market
	ALPHA FINANCE INVESTMENT SERVICES S.A.	08/01/2013	
	EUROBANK SECURITIES INVESTMENT FIRM S.A	01/06/2013	
	HELLENICAMERICAN SEC. S.A.	25/07/2014	
	MIDAS BROKERAGE S.A.	07/01/2016	
	PIRAEUS SECURITIES S.A.	28/09/2013	
EUROCONSULTANTS S.A. (CR)			Main Market
	EUROBANK SECURITIES INVESTMENT FIRM S.A	22/07/2014	
FOLLI FOLLIE (CR)			Main Market
	NATIONAL SECURITIES S.A	17/02/2014	
	PIRAEUS SECURITIES S.A.	04/05/2015	
FOURLIS (CR)			Main Market
	EUROBANK SECURITIES INVESTMENT FIRM S.A	01/12/2016	
	EUROXX SECURITIES S.A.	01/12/2016	
GEK TERNA (CR)			Main Market
	HELLENICAMERICAN SEC. S.A.	07/09/2015	
GR. SARANTIS SA (CR)			Main Market
	BETA SECURITIES S.A.	14/05/2013	
	EUROBANK SECURITIES INVESTMENT FIRM S.A	24/10/2016	
HELLENIC EXCHANGES-A.S.E. (CR)			Main Market
	EUROBANK SECURITIES INVESTMENT FIRM S.A	01/06/2013	
	HELLENICAMERICAN SEC. S.A.	01/09/2014	
	NATIONAL SECURITIES S.A	25/06/2013	
	PIRAEUS SECURITIES S.A.	04/05/2015	
HELLENIC PETROLEUM (CR)			Main Market
	HELLENICAMERICAN SEC. S.A.	14/09/2015	
HYGEIA SA (CR)			Main Market
	HELLENICAMERICAN SEC. S.A.	18/04/2016	
INTRACOM HOLDINGS (CR)			Main Market
	HELLENICAMERICAN SEC. S.A.	07/09/2015	
INTRALOT (CR)			Main Market
	PIRAEUS SECURITIES S.A.	28/09/2013	
J & P - AVAX SA (CR)			Main Market
	EUROBANK SECURITIES INVESTMENT FIRM S.A	14/12/2015	
JUMBO SA (CR)			Main Market
	MIDAS BROKERAGE S.A.	27/07/2016	

List of Stocks under Market Making operations

Securities	Stock Category
Market Maker	Start Market Making
KLOUKINAS - LAPPAS SA (CR)	Main Market
BETA SECURITIES S.A.	22/09/2014
LAMDA DEVELOPMENT SA (CR)	Main Market
EUROBANK SECURITIES INVESTMENT FIRM S.A	08/12/2014
MARFIN INVESTMENT GROUP (CR)	Main Market
HELLENICAMERICAN SEC. S.A.	25/07/2014
PIRAEUS SECURITIES S.A.	02/02/2013
MLS MULTIMEDIA SA (CR)	Main Market
HELLENICAMERICAN SEC. S.A.	07/12/2015
MOTOR OIL (CR)	Main Market
EUROBANK SECURITIES INVESTMENT FIRM S.A	23/10/2012
HELLENICAMERICAN SEC. S.A.	01/09/2014
NATIONAL SECURITIES S.A	17/02/2014
PIRAEUS SECURITIES S.A.	04/05/2015
MYTILINEOS HOLDINGS (CR)	Main Market
NATIONAL SECURITIES S.A	25/06/2013
PIRAEUS SECURITIES S.A.	04/05/2015
NATIONAL BANK (CR)	Main Market
ALPHA FINANCE INVESTMENT SERVICES S.A.	08/01/2013
EUROBANK SECURITIES INVESTMENT FIRM S.A	24/10/2012
HELLENICAMERICAN SEC. S.A.	25/07/2014
LEON DEPOLAS SECURITIES S.A.	20/04/2015
MERIT SECURITIES S.A	03/09/2013
MIDAS BROKERAGE S.A.	07/01/2016
NATIONAL SECURITIES S.A	28/02/2013
PIRAEUS SECURITIES S.A.	08/09/2013
OPAP (CR)	Main Market
ALPHA FINANCE INVESTMENT SERVICES S.A.	08/01/2013
EUROBANK SECURITIES INVESTMENT FIRM S.A	24/10/2012
HELLENICAMERICAN SEC. S.A.	25/07/2014
MIDAS BROKERAGE S.A.	04/04/2016
NATIONAL SECURITIES S.A	15/01/2013
PIRAEUS SECURITIES S.A.	04/05/2015
OTE (CR)	Main Market
ALPHA FINANCE INVESTMENT SERVICES S.A.	08/01/2013
EUROBANK SECURITIES INVESTMENT FIRM S.A	24/10/2012
HELLENICAMERICAN SEC. S.A.	25/07/2014
MIDAS BROKERAGE S.A.	01/10/2015
NATIONAL SECURITIES S.A	01/12/2012
PIRAEUS SECURITIES S.A.	08/09/2013
PAPOUTSANIS (CR)	Main Market
BETA SECURITIES S.A.	25/11/2013
PETROPOULOS PETROS (CR)	Main Market
BETA SECURITIES S.A.	28/05/2013
PIRAEUS BANK (CR)	Main Market
EUROBANK SECURITIES INVESTMENT FIRM S.A	23/10/2012
EUROXX SECURITIES S.A.	15/02/2016
HELLENICAMERICAN SEC. S.A.	25/07/2014
MERIT SECURITIES S.A	16/09/2013
MIDAS BROKERAGE S.A.	11/01/2016
NATIONAL SECURITIES S.A	02/06/2013
PIRAEUS SECURITIES S.A.	16/02/2013
PLAISIO COMPUTERS SA (CR)	Main Market
BETA SECURITIES S.A.	05/05/2014
EUROBANK SECURITIES INVESTMENT FIRM S.A	02/03/2015
PPC (CR)	Main Market
ALPHA FINANCE INVESTMENT SERVICES S.A.	08/01/2013
EUROBANK SECURITIES INVESTMENT FIRM S.A	23/10/2012
MIDAS BROKERAGE S.A.	04/04/2016
NATIONAL SECURITIES S.A	26/03/2013
PIRAEUS SECURITIES S.A.	28/09/2013
QUALITY & RELIABILITY SA (CR)	Main Market
BETA SECURITIES S.A.	20/08/2014
S.KANAKIS SA (CR)	Main Market
BETA SECURITIES S.A.	01/10/2013
TITAN CEMENT (CR)	Main Market
EUROBANK SECURITIES INVESTMENT FIRM S.A	23/10/2012
NATIONAL SECURITIES S.A	17/02/2014
PIRAEUS SECURITIES S.A.	04/05/2015

List of Stocks under Market Making operations

Securities	Market Maker	Start Market Making	Stock Category
VIOHALCO SA/NV (CB)			Main Market
	ALPHA FINANCE INVESTMENT SERVICES S.A.	17/02/2014	
	MERIT SECURITIES S.A	17/03/2014	

Equity Investment Instruments Acknowledgements

Portfolio Investments Company Name	NAV per Share	Share Price	Premium/ Discount
AEOLIAN INVESTMENT FUND S.A.	0.81	0.61	-24.69%
ALPHA TRUST ANDROMEDA SA	21.45	14.00	-34.73%

Acknowledgements Notes

According to the Decision of the Capital Market Commission 4/278/12.08.2003 Portfolio Investment Companies are required to notify the Athens Exchange on the 10th, 20th and last working day of each month the Net Asset Value (NAV) of their shares as well as Premium or Discount in relation to their market value.

Underlying Asset				Derivatives Market														
Price max	Price min	Closing price	change	Delivery Month	Open price	Price max	Price min	Last price	Closing price	Last Bid	Last Ask	Settlement price	Life high	Life low	Trades	Volume	Open Interest	
FTSE/Athex Large Cap				(Trade Unit: 1 Index Point x 2E, Cash Settlement)														
1,778.75	1,744.94	1,769.69	1.42%	January 2017	1,747.75	1,776.75	1,743.50	1,771.00	1,771.00	---	---	1,771.50	1,776.75	---	328	1,059	7,797	
				February 2017	1,748.75	1,771.50	1,748.75	1,768.00	1,768.00	---	---	1,770.75	---	1,771.50	---	11	12	170
				March 2017	---	---	---	---	1,752.00	---	---	---	---	---	---	---	---	
				June 2017	---	---	---	---	1,761.00	---	---	---	---	---	---	---	---	
				September 2017	---	---	---	---	1,769.75	---	---	---	---	---	---	---	---	
				December 2017	---	---	---	---	1,778.50	---	---	---	---	---	---	---	---	

Underlying Asset				Derivatives Market													
Price max	Price min	Closing price	change	Delivery Month	Open price	Price max	Price min	Last price	Closing price	Last Bid	Last Ask	Settlement price	Life high	Life low	Trades	Volume	Open Interest
ALPHA BANK (CR)				(Contract Size: 100 Securities, Physical Delivery)													
1.95	1.87	1.95	2.63%	March 2017	1.90	1.95	1.88	1.95	1.95	---	---	1.94	2.01	---	150	1,829	20,433
				June 2017	---	---	---	---	1.92	---	---	---	---	---	---	---	---
				September 2017	---	---	---	---	1.93	---	---	---	---	---	---	---	---
				December 2017	---	---	---	---	1.94	---	---	---	---	---	---	---	---
CC HBC AG (CR)				(Contract Size: 100 Securities, Physical Delivery)													
21.00	20.56	20.56	0.29%	March 2017	20.75	20.90	20.75	20.89	20.89	---	---	20.57	20.90	---	7	35	115
				June 2017	---	---	---	---	20.69	---	---	---	---	---	---	---	---
				September 2017	---	---	---	---	20.79	---	---	---	---	---	---	---	---
				December 2017	---	---	---	---	20.90	---	---	---	---	---	---	---	---
ELLAKTOR (CR)				(Contract Size: 100 Securities, Physical Delivery)													
1.18	1.10	1.15	4.54%	March 2017	1.11	1.18	1.11	1.15	1.15	---	---	1.16	1.18	---	39	167	3,165
				June 2017	---	---	---	---	1.11	---	---	---	---	---	---	---	---
				September 2017	---	---	---	---	1.12	---	---	---	---	---	---	---	---
				December 2017	---	---	---	---	1.12	---	---	---	---	---	---	---	---
EUROBANK ERGASIAS (CR)				(Contract Size: 100 Securities, Physical Delivery)													
0.683	0.657	0.682	4.60%	March 2017	0.657	0.683	0.655	0.682	0.682	---	---	0.680	0.764	---	419	10,021	44,380
				June 2017	---	---	---	---	0.658	---	---	---	---	---	---	---	---
				September 2017	---	---	---	---	0.661	---	---	---	---	---	---	---	---
				December 2017	---	---	---	---	0.665	---	---	---	---	---	---	---	---
EYDAP S.A. (CR)				(Contract Size: 100 Securities, Physical Delivery)													
5.55	5.43	5.55	0.00%	March 2017	---	---	---	---	5.57	---	---	5.05	5.57	---	---	---	72
				June 2017	---	---	---	---	5.60	---	---	---	---	---	---	---	---
				September 2017	---	---	---	---	5.63	---	---	---	---	---	---	---	---
				December 2017	---	---	---	---	5.66	---	---	---	---	---	---	---	---
FOLLI FOLLIE (CR)				(Contract Size: 100 Securities, Physical Delivery)													
19.76	19.18	19.75	2.49%	March 2017	19.18	19.75	19.18	19.71	19.71	---	---	19.68	22.10	---	20	34	339
				June 2017	---	---	---	---	19.45	---	---	---	---	---	---	---	---
				September 2017	---	---	---	---	19.54	---	---	---	---	---	---	---	---
				December 2017	---	---	---	---	19.64	---	---	---	---	---	---	---	---
GEK TERNA (CR)				(Contract Size: 100 Securities, Physical Delivery)													
2.30	2.26	2.30	0.44%	March 2017	2.30	2.31	2.30	2.31	2.31	---	---	2.30	2.31	---	8	46	7,780
				June 2017	---	---	---	---	2.31	---	---	---	---	---	---	---	---
				September 2017	---	---	---	---	2.32	---	---	---	---	---	---	---	---
				December 2017	---	---	---	---	2.33	---	---	---	---	---	---	---	---
GRIVALIA PROPERTIES (CR)				(Contract Size: 100 Securities, Physical Delivery)													
7.74	7.54	7.69	0.65%	March 2017	7.63	7.63	7.63	7.63	7.63	---	---	7.65	7.91	---	1	5	72
				June 2017	---	---	---	---	7.71	---	---	---	---	---	---	---	---
				September 2017	---	---	---	---	7.75	---	---	---	---	---	---	---	---
				December 2017	---	---	---	---	7.79	---	---	---	---	---	---	---	---

Underlying Asset				Derivatives Market													
Price max	Price min	Closing price	change	Delivery Month	Open price	Price max	Price min	Last price	Closing price	Last Bid	Last Ask	Settlement price	Life high	Life low	Trades	Volume	Open Interest
HELLENIC EXCHANGES-A.S.E. (CR)																	
(Contract Size: 100 Securities, Physical Delivery)																	
4.90	4.79	4.83	0.00%	March 2017	4.85	4.90	4.82	4.90	4.90	---	---	4.84	4.94	---	11	50	329
				June 2017	---	---	---	---	4.87	---	---	---	---	---	---	---	---
				September 2017	---	---	---	---	4.90	---	---	---	---	---	---	---	---
				December 2017	---	---	---	---	4.92	---	---	---	---	---	---	---	---
HELLENIC PETROLEUM (CR)																	
(Contract Size: 100 Securities, Physical Delivery)																	
4.46	4.42	4.42	0.00%	March 2017	4.43	4.48	4.41	4.44	4.44	---	---	4.42	4.48	---	22	80	4,016
				June 2017	4.43	4.43	4.43	4.43	4.43	---	---	4.40	4.43	---	1	150	---
				September 2017	---	---	---	---	4.48	---	---	---	---	---	---	---	---
				December 2017	---	---	---	---	4.51	---	---	---	---	---	---	---	---
INTRALOT (CR)																	
(Contract Size: 100 Securities, Physical Delivery)																	
1.09	1.05	1.08	1.89%	March 2017	1.06	1.09	1.06	1.09	1.09	---	---	1.10	1.11	---	12	72	1,158
				June 2017	---	---	---	---	1.07	---	---	---	---	---	---	---	---
				September 2017	---	---	---	---	1.08	---	---	---	---	---	---	---	---
				December 2017	---	---	---	---	1.08	---	---	---	---	---	---	---	---
JUMBO SA (CR)																	
(Contract Size: 100 Securities, Physical Delivery)																	
15.00	14.80	14.80	-1.14%	March 2017	14.95	14.98	14.80	14.80	14.80	---	---	14.49	15.11	---	8	10	733
				June 2017	---	---	---	---	15.11	---	---	---	---	---	---	---	---
				September 2017	---	---	---	---	15.18	---	---	---	---	---	---	---	---
				December 2017	---	---	---	---	15.26	---	---	---	---	---	---	---	---
MARFIN INVESTMENT GROUP (CR)																	
(Contract Size: 100 Securities, Physical Delivery)																	
0.161	0.155	0.157	-0.63%	March 2017	0.159	0.162	0.156	0.158	0.158	---	---	0.160	0.162	---	115	1,881	50,074
				June 2017	---	---	---	---	0.159	---	---	---	---	---	---	---	---
				September 2017	---	---	---	---	0.160	---	---	---	---	---	---	---	---
				December 2017	---	---	---	---	0.161	---	---	---	---	---	---	---	---
METKA (CR)																	
(Contract Size: 100 Securities, Physical Delivery)																	
6.54	6.24	6.47	1.73%	March 2017	6.33	6.53	6.33	6.53	6.53	---	---	6.53	7.65	---	11	64	351
				June 2017	---	---	---	---	6.42	---	---	---	---	---	---	---	---
				September 2017	---	---	---	---	6.45	---	---	---	---	---	---	---	---
				December 2017	---	---	---	---	6.48	---	---	---	---	---	---	---	---
MOTOR OIL (CR)																	
(Contract Size: 100 Securities, Physical Delivery)																	
13.39	13.17	13.17	-1.64%	March 2017	13.36	13.36	13.36	13.36	13.36	---	---	12.87	13.42	---	1	2	81
				June 2017	---	---	---	---	13.51	---	---	---	---	---	---	---	---
				September 2017	---	---	---	---	13.58	---	---	---	---	---	---	---	---
				December 2017	---	---	---	---	13.65	---	---	---	---	---	---	---	---
MYTILINEOS HOLDINGS (CR)																	
(Contract Size: 100 Securities, Physical Delivery)																	
6.40	6.15	6.33	2.93%	March 2017	6.18	6.38	6.18	6.35	6.35	---	---	6.36	6.56	---	115	374	4,873
				June 2017	---	---	---	---	6.21	---	---	---	---	---	---	---	---
				September 2017	---	---	---	---	6.24	---	---	---	---	---	---	---	---
				December 2017	---	---	---	---	6.27	---	---	---	---	---	---	---	---

Underlying Asset				Derivatives Market													
Price max	Price min	Closing price	change	Delivery Month	Open price	Price max	Price min	Last price	Closing price	Last Bid	Last Ask	Settlement price	Life high	Life low	Trades	Volume	Open Interest
NATIONAL BANK (CR)				(Contract Size: 100 Securities, Physical Delivery)													
0.273	0.252	0.269	6.32%	March 2017	0.255	0.273	0.252	0.269	0.269	---	---	0.268	0.273	---	439	25,995	72,925
				June 2017	---	---	---	---	0.255	---	---	---	---	---	---	---	---
				September 2017	---	---	---	---	0.257	---	---	---	---	---	---	---	---
				December 2017	---	---	---	---	0.258	---	---	---	---	---	---	---	---
OPAP (CR)				(Contract Size: 100 Securities, Physical Delivery)													
8.54	8.44	8.48	0.36%	March 2017	8.45	8.55	8.43	8.50	8.50	---	---	8.46	8.81	---	43	101	2,781
				June 2017	---	---	---	---	8.53	---	---	8.39	8.43	---	---	---	---
				September 2017	---	---	---	---	8.57	---	---	---	---	---	---	---	---
				December 2017	---	---	---	---	8.61	---	---	---	---	---	---	---	---
OTE (CR)				(Contract Size: 100 Securities, Physical Delivery)													
9.04	8.88	8.88	-1.33%	March 2017	9.03	9.04	8.89	8.90	8.90	---	---	8.91	9.69	---	43	144	4,239
				June 2017	---	---	---	---	9.08	---	---	---	---	---	---	---	---
				September 2017	---	---	---	---	9.13	---	---	---	---	---	---	---	---
				December 2017	---	---	---	---	9.17	---	---	---	---	---	---	---	---
P.P.A. S.A. (CR)				(Contract Size: 100 Securities, Physical Delivery)													
13.30	13.00	13.10	-1.36%	March 2017	13.06	13.10	13.00	13.10	13.10	---	---	13.24	13.65	---	4	5	617
				June 2017	---	---	---	---	13.40	---	---	---	---	---	---	---	---
				September 2017	---	---	---	---	13.47	---	---	---	---	---	---	---	---
				December 2017	---	---	---	---	13.54	---	---	---	---	---	---	---	---
PIRAEUS BANK (CR)				(Contract Size: 100 Securities, Physical Delivery)													
0.224	0.213	0.224	5.66%	March 2017	0.215	0.225	0.213	0.224	0.224	---	---	0.221	0.242	---	310	15,904	84,545
				June 2017	---	---	---	---	0.214	---	---	---	---	---	---	---	---
				September 2017	---	---	---	---	0.215	---	---	---	---	---	---	---	---
				December 2017	---	---	---	---	0.216	---	---	---	---	---	---	---	---
PPC (CR)				(Contract Size: 100 Securities, Physical Delivery)													
3.00	2.91	3.00	3.09%	March 2017	2.91	3.00	2.91	3.00	3.00	---	---	3.01	3.26	---	98	355	7,495
				June 2017	---	---	---	---	2.94	---	---	---	---	---	---	---	---
				September 2017	---	---	---	---	2.95	---	---	---	---	---	---	---	---
				December 2017	---	---	---	---	2.97	---	---	---	---	---	---	---	---
TERNA ENERGY (CR)				(Contract Size: 100 Securities, Physical Delivery)													
2.86	2.80	2.85	0.35%	March 2017	2.84	2.84	2.83	2.83	2.83	---	---	2.85	2.85	---	7	11	1,264
				June 2017	---	---	---	---	2.87	---	---	---	---	---	---	---	---
				September 2017	---	---	---	---	2.88	---	---	---	---	---	---	---	---
				December 2017	---	---	---	---	2.89	---	---	---	---	---	---	---	---
TITAN CEMENT (CR)				(Contract Size: 100 Securities, Physical Delivery)													
22.39	21.94	22.39	1.27%	March 2017	22.12	22.12	22.10	22.10	22.10	---	---	22.06	22.19	---	2	7	98
				June 2017	---	---	---	---	22.31	---	---	---	---	---	---	---	---
				September 2017	---	---	---	---	22.42	---	---	---	---	---	---	---	---
				December 2017	---	---	---	---	22.54	---	---	---	---	---	---	---	---

Underlying Asset				Derivatives Market													
Price max	Price min	Closing price	change	Delivery Month	Open price	Price max	Price min	Last price	Closing price	Last Bid	Last Ask	Settlement price	Life high	Life low	Trades	Volume	Open Interest
VIOHALCO SA/NV (CB)				(Contract Size: 100 Securities, Physical Delivery)													
1.37	1.33	1.36	3.82%	March 2017	1.34	1.37	1.34	1.37	1.37	---	---	1.37	1.38	---	41	140	2,810
				June 2017	---	---	---	---	1.32	---	---	---	---	---	---	---	---
				September 2017	---	---	---	---	1.33	---	---	---	---	---	---	---	---
				December 2017	---	---	---	---	1.34	---	---	---	---	---	---	---	---

FTSE/Athex Large Cap

(Trade Unit: 1 Index Point x 2€ - Exercise Style: European, Cash Settlement)

Exercise Price	Call Options															Put Options																	
	January 2017							February 2017							Other Months		January 2017							February 2017							Other Months		Exercise Price
	Open price	Price max	Price min	Last price	Closing price	Volume	Open Interest	Open price	Price max	Price min	Last price	Closing price	Volume	Open Interest	Volume	Open Interest	Open price	Price max	Price min	Last price	Closing price	Volume	Open Interest	Open price	Price max	Price min	Last price	Closing price	Volume	Open Interest	Volume	Open Interest	
1,200	-	-	-	-	-	-	-	-	-	-	-	-	-	-	-	-	-	-	-	-	-	-	-	-	-	-	-	-	-	-	1,200		
1,250	-	-	-	-	-	-	-	-	-	-	-	-	-	-	-	-	-	-	-	-	-	-	-	-	-	-	-	-	-	-	1,250		
1,275	-	-	-	-	-	-	-	-	-	-	-	-	-	-	-	-	-	-	-	-	-	-	-	-	-	-	-	-	-	-	1,275		
1,300	-	-	-	-	-	-	-	-	-	-	-	-	-	-	-	-	-	-	-	-	-	-	-	-	-	-	-	-	-	-	1,300		
1,325	-	-	-	-	-	-	-	-	-	-	-	-	-	-	-	-	-	-	-	-	-	-	-	-	-	-	-	-	-	-	1,325		
1,350	-	-	-	-	-	-	-	-	-	-	-	-	-	-	-	-	-	-	-	-	-	-	-	-	-	-	-	-	-	-	1,350		
1,375	0.00	0.00	0.00	-	367.00	-	-	-	-	-	-	-	-	-	-	-	0.00	0.00	0.00	-	0.01	-	-	-	-	-	-	-	-	-	1,375		
1,400	0.00	0.00	0.00	-	342.00	-	-	-	-	-	-	-	-	-	-	-	0.00	0.00	0.00	-	0.02	-	-	-	-	-	-	-	-	-	1,400		
1,425	0.00	0.00	0.00	-	317.00	-	-	-	-	-	-	-	-	-	-	-	0.00	0.00	0.00	-	0.01	-	-	-	-	-	-	-	-	-	1,425		
1,450	0.00	0.00	0.00	-	292.00	-	2	-	-	-	-	-	-	-	-	-	0.00	0.00	0.00	-	0.02	-	-	-	-	-	-	-	-	-	1,450		
1,475	0.00	0.00	0.00	-	267.00	-	4	-	-	-	-	-	-	-	-	-	0.00	0.00	0.00	-	0.01	-	-	-	-	-	-	-	-	-	1,475		
1,500	0.00	0.00	0.00	-	243.00	-	-	0.00	0.00	0.00	-	242.00	-	-	-	0.00	0.00	0.00	-	0.01	-	-	0.00	0.00	0.00	-	0.46	-	-	-	1,500		
1,525	0.00	0.00	0.00	-	218.00	-	-	0.00	0.00	0.00	-	218.00	-	-	-	0.00	0.00	0.00	-	0.05	-	-	0.00	0.00	0.00	-	0.93	-	-	-	1,525		
1,550	0.00	0.00	0.00	-	193.00	-	9	0.00	0.00	0.00	-	194.00	-	-	-	0.00	0.00	0.00	-	0.01	-	10	0.00	0.00	0.00	-	1.80	-	-	-	1,550		
1,575	0.00	0.00	0.00	-	168.00	-	-	0.00	0.00	0.00	-	170.00	-	-	-	0.00	0.00	0.00	-	0.06	-	10	0.00	0.00	0.00	-	3.10	-	-	-	1,575		
1,600	0.00	0.00	0.00	-	143.00	-	20	0.00	0.00	0.00	-	147.00	-	-	-	0.00	0.00	0.00	-	0.23	-	510	0.00	0.00	0.00	-	5.30	-	17	-	1,600		
1,625	0.00	0.00	0.00	-	118.00	-	3	0.00	0.00	0.00	-	126.00	-	-	-	0.00	0.00	0.00	-	0.73	-	143	0.00	0.00	0.00	-	8.50	-	-	-	1,625		
1,650	0.00	0.00	0.00	-	94.50	-	7	0.00	0.00	0.00	-	105.00	-	-	-	0.00	0.00	0.00	-	2.00	-	183	0.00	0.00	0.00	-	13.25	-	100	-	1,650		
1,675	0.00	0.00	0.00	-	72.50	-	3	0.00	0.00	0.00	-	87.00	-	-	-	0.00	0.00	3.50	3.50	3.50	6	94	0.00	0.00	0.00	-	19.50	-	42	-	1,675		
1,700	0.00	0.00	0.00	-	52.50	-	104	0.00	0.00	0.00	-	70.00	-	30	-	0.00	0.00	7.00	7.00	7.00	25	147	0.00	0.00	0.00	-	27.50	-	21	-	1,700		
1,725	40.00	52.00	40.00	52.00	52.00	20	15	0.00	0.00	0.00	-	55.50	-	60	-	40.00	52.00	11.00	12.00	12.00	13	38	0.00	0.00	0.00	-	37.75	-	20	-	1,725		
1,750	25.00	38.00	25.00	38.00	38.00	60	289	0.00	0.00	0.00	-	42.75	-	200	-	25.00	38.00	20.25	21.00	21.00	24	28	0.00	0.00	0.00	-	50.00	-	-	-	1,750		
1,775	19.25	28.00	19.25	28.00	28.00	25	67	0.00	0.00	0.00	-	32.25	-	80	-	19.25	28.00	30.00	30.00	30.00	1	2	0.00	0.00	0.00	-	64.50	-	-	-	1,775		
1,800	9.50	14.75	9.50	14.75	14.75	18	53	0.00	0.00	0.00	-	23.75	-	-	-	9.50	14.75	0.00	-	64.00	-	-	0.00	0.00	0.00	-	81.00	-	-	-	1,800		
1,825	0.00	0.00	0.00	-	3.40	-	-	0.00	0.00	0.00	-	17.25	-	-	-	0.00	0.00	0.00	-	85.50	-	-	0.00	0.00	0.00	-	99.50	-	-	-	1,825		
1,850	0.00	0.00	0.00	-	1.50	-	40	0.00	0.00	0.00	-	12.00	-	-	-	0.00	0.00	0.00	-	109.00	-	-	0.00	0.00	0.00	-	119.00	-	-	-	1,850		
1,875	0.00	0.00	0.00	-	0.62	-	-	0.00	0.00	0.00	-	8.30	-	-	-	0.00	0.00	0.00	-	133.00	-	-	0.00	0.00	0.00	-	140.00	-	-	-	1,875		
1,900	-	-	-	-	-	-	-	-	-	-	-	-	-	-	-	-	-	-	-	-	-	-	-	-	-	-	-	-	-	-	1,900		
1,950	-	-	-	-	-	-	-	-	-	-	-	-	-	-	-	-	-	-	-	-	-	-	-	-	-	-	-	-	-	-	1,950		
2,000	-	-	-	-	-	-	-	-	-	-	-	-	-	-	-	-	-	-	-	-	-	-	-	-	-	-	-	-	-	-	2,000		
2,050	-	-	-	-	-	-	-	-	-	-	-	-	-	-	-	-	-	-	-	-	-	-	-	-	-	-	-	-	-	-	2,050		
2,100	-	-	-	-	-	-	-	-	-	-	-	-	-	-	-	-	-	-	-	-	-	-	-	-	-	-	-	-	-	-	2,100		
Totals:						123	616					0	370	0	7							69	1,165				0	200	0	0			
Number of Trades:							38						0		0								18				0			0			

ALPHA BANK (CR)

(Contract Size: 100 Securities, Exercise Style: American, Physical Delivery)

Exercise Price	Call Options														Put Options														Exercise Price				
	January 2017							February 2017							Other Months		January 2017							February 2017							Other Months		
	Open price	Price max	Price min	Last price	Closing price	Volume	Open Interest	Open price	Price max	Price min	Last price	Closing price	Volume	Open Interest	Volume	Open Interest	Open price	Price max	Price min	Last price	Closing price	Volume	Open Interest	Open price	Price max	Price min	Last price	Closing price		Volume	Open Interest	Volume	Open Interest
0.950						-	-							-	-							-	-							-	-	0.010	
1.000	0.000	0.000	0.000		0.901	-	-							-	-	0.000	0.000	0.000			0.001	-	-						-	-	0.010		
1.100	0.000	0.000	0.000		0.801	-	-							-	-	0.000	0.000	0.000			0.001	-	-						-	-	0.011		
1.200	0.000	0.000	0.000		0.701	-	-	0.000	0.000	0.000		0.703	-	-	0.000	0.000	0.000			0.001	-	-	0.000	0.000	0.000		0.001	-	-	0.012			
1.300	0.000	0.000	0.000		0.601	-	-	0.000	0.000	0.000		0.604	-	-	0.000	0.000	0.000			0.001	-	-	0.000	0.000	0.000		0.001	-	-	0.013			
1.400	0.000	0.000	0.000		0.501	-	-	0.000	0.000	0.000		0.505	-	-	0.000	0.000	0.000			0.001	-	-	0.000	0.000	0.000		0.002	-	-	0.014			
1.500	0.000	0.000	0.000		0.402	-	-	0.000	0.000	0.000		0.410	-	-	0.000	0.000	0.000			0.001	-	-	0.000	0.000	0.000		0.006	-	-	0.015			
1.600	0.000	0.000	0.000		0.304	-	-	0.000	0.000	0.000		0.320	-	-	0.000	0.000	0.000			0.002	-	-	0.000	0.000	0.000		0.016	-	-	0.016			
1.700	0.000	0.000	0.000		0.212	-	-	0.000	0.000	0.000		0.239	-	-	0.000	0.000	0.000			0.010	-	-	0.000	0.000	0.000		0.035	-	-	0.017			
1.800	0.000	0.000	0.000		0.133	-	-	0.000	0.000	0.000		0.171	-	-	0.000	0.000	0.000			0.032	-	-	0.000	0.000	0.000		0.066	-	-	0.018			
1.900	0.000	0.000	0.000		0.074	-	-	0.000	0.000	0.000		0.115	-	-	0.000	0.000	0.000			0.072	-	-	0.000	0.000	0.000		0.111	-	-	0.019			
2.000	0.000	0.000	0.000		0.036	-	-	0.000	0.000	0.000		0.075	-	-	0.000	0.000	0.000			0.134	-	-	0.000	0.000	0.000		0.171	-	-	0.020			
2.200	0.000	0.000	0.000		0.006	-	-	0.000	0.000	0.000		0.028	-	-	0.000	0.000	0.000			0.304	-	50	0.000	0.000	0.000		0.323	-	-	0.022			
2.400	0.000	0.000	0.000		0.001	-	-	0.000	0.000	0.000		0.009	-	-	0.000	0.000	0.000			0.500	-	-	0.000	0.000	0.000		0.505	-	-	0.024			
2.600	0.000	0.000	0.000		0.001	-	-	0.000	0.000	0.000		0.002	-	-	0.000	0.000	0.000			0.700	-	-	0.000	0.000	0.000		0.700	-	-	0.026			
2.800	0.000	0.000	0.000		0.001	-	-	0.000	0.000	0.000		0.001	-	-	0.000	0.000	0.000			0.900	-	-	0.000	0.000	0.000		0.900	-	-	0.028			
3.000	0.000	0.000	0.000		0.001	-	-	0.000	0.000	0.000		0.001	-	-	0.000	0.000	0.000			1.10	-	-	0.000	0.000	0.000		1.10	-	-	0.030			
3.200						-	-							-	-							-	-							0.032			
3.400						-	-							-	-							-	-							0.034			
3.600						-	-							-	-							-	-							0.036			
Totals:						0	0					0	0	0	0					0	50					0	0	0	0				
Number of Trades:						0						0		0						0.00						0		0					

NATIONAL BANK (CR)

(Contract Size: 100 Securities, Exercise Style: American, Physical Delivery)

Exercise Price	Call Options														Put Options																		
	January 2017							February 2017							Other Months		January 2017							February 2017							Other Months		Exercise Price
	Open price	Price max	Price min	Last price	Closing price	Volume	Open Interest	Open price	Price max	Price min	Last price	Closing price	Volume	Open Interest	Volume	Open Interest	Open price	Price max	Price min	Last price	Closing price	Volume	Open Interest	Open price	Price max	Price min	Last price	Closing price	Volume	Open Interest	Volume	Open Interest	
0.050	0.000	0.000	0.000	0.203	-	-	0.000	0.000	0.000	0.000	0.203	-	-			0.000	0.000	0.000	0.001	-	-	0.000	0.000	0.000	0.001	-	-			0.001		0.001	
0.100	0.000	0.000	0.000	0.153	-	-	0.000	0.000	0.000	0.000	0.153	-	-			0.000	0.000	0.000	0.001	-	-	0.000	0.000	0.000	0.001	-	-			0.001		0.001	
0.150	0.000	0.000	0.000	0.104	-	-	0.000	0.000	0.000	0.000	0.105	-	-			0.000	0.000	0.000	0.001	-	-	0.000	0.000	0.000	0.002	-	-			0.002		0.002	
0.200	0.000	0.000	0.000	0.063	-	5	0.000	0.000	0.000	0.000	0.064	-	-			0.000	0.000	0.000	0.010	-	-	0.000	0.000	0.000	0.010	-	-			0.002		0.002	
0.250	0.000	0.000	0.000	0.033	-	-	0.000	0.000	0.000	0.000	0.035	-	-			0.000	0.000	0.000	0.030	-	-	0.000	0.000	0.000	0.031	-	-			0.003		0.003	
0.300	0.000	0.000	0.000	0.016	-	-	0.000	0.000	0.000	0.000	0.018	-	-			0.000	0.000	0.000	0.063	-	-	0.000	0.000	0.000	0.064	-	-			0.003		0.003	
0.350	0.000	0.000	0.000	0.008	-	-	0.000	0.000	0.000	0.000	0.009	-	-			0.000	0.000	0.000	0.104	-	-	0.000	0.000	0.000	0.105	-	-			0.004		0.004	
0.400	0.000	0.000	0.000	0.003	-	-	0.000	0.000	0.000	0.000	0.004	-	-			0.000	0.000	0.000	0.150	-	-	0.000	0.000	0.000	0.150	-	-			0.004		0.004	
0.450	0.000	0.000	0.000	0.001	-	-	0.000	0.000	0.000	0.000	0.002	-	-			0.000	0.000	0.000	0.198	-	-	0.000	0.000	0.000	0.198	-	-			0.005		0.005	
0.500	0.000	0.000	0.000	0.001	-	-	0.000	0.000	0.000	0.000	0.001	-	-			0.000	0.000	0.000	0.247	-	-	0.000	0.000	0.000	0.247	-	-			0.005		0.005	
0.550					-	-						-	-							-	-					-	-			0.006		0.006	
0.600					-	-						-	-							-	-					-	-			0.006		0.006	
Totals:					0	5						0	0	0	0					0	0					0	0	0	0				
Number of Trades:						0							0	0	0					0.00						0	0	0	0				

OPAP (CR)

(Contract Size: 100 Securities, Exercise Style: American, Physical Delivery)

Exercise Price	Call Options														Put Options														Exercise Price	
	January 2017				February 2017				Other Months		January 2017				February 2017				Other Months											
	Open price	Price max	Price min	Last price	Closing price	Volume	Open Interest	Open price	Price max	Price min	Last price	Closing price	Volume	Open Interest	Volume	Open Interest	Open price	Price max	Price min	Last price	Closing price	Volume	Open Interest	Volume	Open Interest					
4.000						-	-																			0.040				
4.400						-	-																				0.044			
4.800						-	-																				0.048			
5.200						-	-																				0.052			
5.600	0.000	0.000	0.000		2.86	-	-									0.000	0.000	0.000		0.001	-	-					0.056			
6.000	0.000	0.000	0.000		2.46	-	-	0.000	0.000	0.000		2.47	-	-		0.000	0.000	0.000		0.001	-	-	0.000	0.000	0.000	0.001	-	-	0.060	
6.400	0.000	0.000	0.000		2.06	-	-	0.000	0.000	0.000		2.07	-	-		0.000	0.000	0.000		0.001	-	-	0.000	0.000	0.000	0.001	-	-	0.064	
6.800	0.000	0.000	0.000		1.66	-	-	0.000	0.000	0.000		1.67	-	-		0.000	0.000	0.000		0.001	-	-	0.000	0.000	0.000	0.005	-	-	0.068	
7.200	0.000	0.000	0.000		1.26	-	-	0.000	0.000	0.000		1.29	-	-		0.000	0.000	0.000		0.001	-	-	0.000	0.000	0.000	0.021	-	-	0.072	
7.600	0.000	0.000	0.000		0.869	-	-	0.000	0.000	0.000		0.935	-	-		0.000	0.000	0.000		0.011	-	-	0.000	0.000	0.000	0.066	-	-	0.076	
8.000	0.000	0.000	0.000		0.516	-	-	0.000	0.000	0.000		0.628	-	-		0.000	0.000	0.000		0.058	-	-	0.000	0.000	0.000	0.159	-	-	0.080	
8.400	0.000	0.000	0.000		0.251	-	31	0.000	0.000	0.000		0.389	-	-		0.000	0.000	0.000		0.193	-	-	0.000	0.000	0.000	0.319	-	-	0.084	
8.800	0.000	0.000	0.000		0.094	-	4	0.000	0.000	0.000		0.221	-	-		0.000	0.000	0.000		0.437	-	-	0.000	0.000	0.000	0.551	-	-	0.088	
9.200	0.000	0.000	0.000		0.027	-	10	0.000	0.000	0.000		0.113	-	-		0.000	0.000	0.000		0.771	-	-	0.000	0.000	0.000	0.844	-	-	0.092	
9.600	0.000	0.000	0.000		0.006	-	-	0.000	0.000	0.000		0.054	-	-		0.000	0.000	0.000		1.15	-	-	0.000	0.000	0.000	1.19	-	-	0.096	
10.000	0.000	0.000	0.000		0.001	-	-	0.000	0.000	0.000		0.023	-	-		0.000	0.000	0.000		1.55	-	-	0.000	0.000	0.000	1.56	-	-	0.100	
11.000	0.000	0.000	0.000		0.001	-	-	0.000	0.000	0.000		0.002	-	-		0.000	0.000	0.000		2.55	-	-	0.000	0.000	0.000	2.55	-	-	0.110	
12.000	0.000	0.000	0.000		0.001	-	-	0.000	0.000	0.000		0.001	-	-		0.000	0.000	0.000		3.55	-	-	0.000	0.000	0.000	3.55	-	-	0.120	
Totals:						0	45						0	0	0	0					0	0					0	0	0	0
Number of Trades:						0						0			0					0.00						0		0		

OTE (CR)

(Contract Size: 100 Securities, Exercise Style: American, Physical Delivery)

Exercise Price	Call Options														Put Options														Exercise Price				
	January 2017							February 2017							Other Months		January 2017							February 2017							Other Months		
	Open price	Price max	Price min	Last price	Closing price	Volume	Open Interest	Open price	Price max	Price min	Last price	Closing price	Volume	Open Interest	Volume	Open Interest	Open price	Price max	Price min	Last price	Closing price	Volume	Open Interest	Open price	Price max	Price min	Last price	Closing price		Volume	Open Interest	Volume	Open Interest
5.200						-	-							-	-								-	-									0.052
5.600						-	-							-	-								-	-									0.056
6.000	0.000	0.000	0.000		3.01	-	-							-	-	0.000	0.000	0.000		0.001	-	-											0.060
6.400	0.000	0.000	0.000		2.61	-	-	0.000	0.000	0.000		2.62	-	-		0.000	0.000	0.000		0.001	-	-	0.000	0.000	0.000		0.002	-	-			0.064	
6.800	0.000	0.000	0.000		2.21	-	-	0.000	0.000	0.000		2.22	-	-		0.000	0.000	0.000		0.001	-	-	0.000	0.000	0.000		0.007	-	-			0.068	
7.200	0.000	0.000	0.000		1.81	-	-	0.000	0.000	0.000		1.84	-	-		0.000	0.000	0.000		0.001	-	-	0.000	0.000	0.000		0.022	-	-			0.072	
7.600	0.000	0.000	0.000		1.41	-	-	0.000	0.000	0.000		1.48	-	-		0.000	0.000	0.000		0.001	-	-	0.000	0.000	0.000		0.056	-	-			0.076	
8.000	0.000	0.000	0.000		1.01	-	-	0.000	0.000	0.000		1.14	-	-		0.000	0.000	0.000		0.006	-	-	0.000	0.000	0.000		0.119	-	-			0.080	
8.400	0.000	0.000	0.000		0.643	-	5	0.000	0.000	0.000		0.847	-	-		0.000	0.000	0.000		0.035	-	10	0.000	0.000	0.000		0.226	-	-			0.084	
8.800	0.000	0.000	0.000		0.341	-	12	0.000	0.000	0.000		0.605	-	-		0.000	0.000	0.000		0.133	-	29	0.000	0.000	0.000		0.383	-	-			0.088	
9.200	0.000	0.000	0.000		0.144	-	12	0.000	0.000	0.000		0.413	-	-		0.000	0.000	0.000		0.335	-	-	0.000	0.000	0.000		0.592	-	-			0.092	
9.600	0.000	0.000	0.000		0.047	-	-	0.000	0.000	0.000		0.270	-	-		0.000	0.000	0.000		0.639	-	-	0.000	0.000	0.000		0.848	-	-			0.096	
10.000	0.000	0.000	0.000		0.011	-	-	0.000	0.000	0.000		0.169	-	-		0.000	0.000	0.000		1.01	-	-	0.000	0.000	0.000		1.15	-	-			0.100	
11.000	0.000	0.000	0.000		0.001	-	-	0.000	0.000	0.000		0.044	-	-		0.000	0.000	0.000		2.00	-	-	0.000	0.000	0.000		2.03	-	-			0.110	
12.000	0.000	0.000	0.000		0.001	-	-	0.000	0.000	0.000		0.009	-	-		0.000	0.000	0.000		3.00	-	-	0.000	0.000	0.000		3.00	-	-			0.120	
13.000	0.000	0.000	0.000		0.001	-	-	0.000	0.000	0.000		0.002	-	-		0.000	0.000	0.000		4.00	-	-	0.000	0.000	0.000		4.00	-	-			0.130	
14.000						-	-							-	-							-	-									0.140	
Totals:						0	29						0	0	0	68						0	39					0	0	0	0		
Number of Trades:						0							0		0							0.00					0		0				

PIRAEUS BANK (CR)

(Contract Size: 100 Securities, Exercise Style: American, Physical Delivery)

Exercise Price	Call Options														Put Options																	
	January 2017						February 2017						Other Months		January 2017						February 2017						Other Months		Exercise Price			
	Open price	Price max	Price min	Last price	Closing price	Volume	Open Interest	Open price	Price max	Price min	Last price	Closing price	Volume	Open Interest	Volume	Open Interest	Open price	Price max	Price min	Last price	Closing price	Volume	Open Interest	Open price	Price max	Price min	Last price	Closing price		Volume	Open Interest	Volume
0.050	0.000	0.000	0.000	0.162	-	-	0.000	0.000	0.000	0.162	-	-				0.000	0.000	0.000	0.001	-	-	0.000	0.000	0.000	0.000	0.001	-	-				
0.100	0.000	0.000	0.000	0.113	-	-	0.000	0.000	0.000	0.113	-	-				0.000	0.000	0.000	0.001	-	-	0.000	0.000	0.000	0.000	0.001	-	-				0.001
0.150	0.000	0.000	0.000	0.069	-	-	0.000	0.000	0.000	0.071	-	-				0.000	0.000	0.000	0.007	-	-	0.000	0.000	0.000	0.000	0.009	-	-				0.002
0.200	0.000	0.000	0.000	0.039	-	-	0.000	0.000	0.000	0.042	-	-				0.000	0.000	0.000	0.026	-	-	0.000	0.000	0.000	0.000	0.030	-	-				0.002
0.250	0.000	0.000	0.000	0.020	-	-	0.000	0.000	0.000	0.024	-	-				0.000	0.000	0.000	0.058	-	-	0.000	0.000	0.000	0.000	0.061	-	-				0.003
0.300	0.000	0.000	0.000	0.010	-	-	0.000	0.000	0.000	0.013	-	-				0.000	0.000	0.000	0.098	-	-	0.000	0.000	0.000	0.000	0.100	-	-				0.003
0.350	0.000	0.000	0.000	0.005	-	-	0.000	0.000	0.000	0.007	-	-				0.000	0.000	0.000	0.143	-	-	0.000	0.000	0.000	0.000	0.144	-	-				0.004
0.400	0.000	0.000	0.000	0.002	-	-	0.000	0.000	0.000	0.004	-	-				0.000	0.000	0.000	0.190	-	-	0.000	0.000	0.000	0.000	0.191	-	-				0.004
0.450	0.000	0.000	0.000	0.001	-	-	0.000	0.000	0.000	0.002	-	-				0.000	0.000	0.000	0.239	-	-	0.000	0.000	0.000	0.000	0.240	-	-				0.005
0.500	0.000	0.000	0.000	0.001	-	-	0.000	0.000	0.000	0.001	-	-				0.000	0.000	0.000	0.288	-	-	0.000	0.000	0.000	0.000	0.289	-	-				0.005
0.550					-	-					-	-								-	-						-	-				0.006
Totals:					0	0					0	0	0	0					0	0						0	0	0	0			
Number of Trades:					0						0		0						0.00							0		0				

PPC (CR)

(Contract Size: 100 Securities, Exercise Style: American, Physical Delivery)

Exercise Price	Call Options														Put Options														Exercise Price
	January 2017				February 2017				Other Months		January 2017				February 2017				Other Months										
	Open price	Price max	Price min	Last price	Closing price	Volume	Open Interest	Open price	Price max	Price min	Last price	Closing price	Volume	Open Interest	Volume	Open Interest	Open price	Price max	Price min	Last price	Closing price	Volume	Open Interest	Volume	Open Interest				
1.700						-	-							-	-											0.017			
1.800						-	-							-	-											0.018			
1.900	0.000	0.000	0.000		1.01	-	-	0.000	0.000	0.000		1.01	-	-			0.000	0.000	0.000		0.001	-	-	0.000	0.000	0.019			
2.000	0.000	0.000	0.000		0.912	-	-	0.000	0.000	0.000		0.915	-	-			0.000	0.000	0.000		0.001	-	-	0.000	0.000	0.020			
2.200	0.000	0.000	0.000		0.712	-	-	0.000	0.000	0.000		0.717	-	-			0.000	0.000	0.000		0.001	-	-	0.000	0.000	0.022			
2.400	0.000	0.000	0.000		0.513	-	30	0.000	0.000	0.000		0.524	-	-			0.000	0.000	0.000		0.001	-	-	0.000	0.000	0.024			
2.600	0.000	0.000	0.000		0.320	-	-	0.000	0.000	0.000		0.349	-	-			0.000	0.000	0.000		0.007	-	-	0.000	0.000	0.026			
2.800	0.000	0.000	0.000		0.158	-	-	0.000	0.000	0.000		0.207	-	10			0.000	0.000	0.000		0.046	-	15	0.000	0.000	0.028			
3.000	0.000	0.000	0.000		0.057	-	-	0.000	0.000	0.000		0.109	-	-			0.000	0.000	0.000		0.145	-	-	0.000	0.000	0.030			
3.200	0.000	0.000	0.000		0.014	-	-	0.000	0.000	0.000		0.050	-	-			0.000	0.000	0.000		0.302	-	-	0.000	0.000	0.032			
3.400	0.000	0.000	0.000		0.002	-	-	0.000	0.000	0.000		0.021	-	-			0.000	0.000	0.000		0.491	-	-	0.000	0.000	0.034			
3.600	0.000	0.000	0.000		0.001	-	-	0.000	0.000	0.000		0.007	-	-			0.000	0.000	0.000		0.690	-	-	0.000	0.000	0.036			
3.800	0.000	0.000	0.000		0.002	-	-	0.000	0.000	0.000		0.002	-	-			0.000	0.000	0.000		0.890	-	-	0.000	0.000	0.038			
4.000	0.000	0.000	0.000		0.001	-	-	0.000	0.000	0.000		0.001	-	-			0.000	0.000	0.000		1.09	-	-	0.000	0.000	0.040			
4.400	0.000	0.000	0.000		0.001	-	-	0.000	0.000	0.000		0.001	-	-			0.000	0.000	0.000		1.49	-	-	0.000	0.000	0.044			
4.800						-	-							-	-										0.048				
Totals:						0	30						0	10	0	0						0	15		0	0	0		
Number of Trades:						0						0		0								0.00			0	0			

Lending Products	Underlying Title	Multilateral Transactions[1]					Bilateral Transactions[2]		Stock Borrowing through OTC (volume)[3]
		Open Interest[5]	Volume(Offered)	Average Weighted	Transactions volume	Average Weighted	Transactions Volume	Average Weighted	Transactions Volume
AEGBOR	AEGEAN AIRLINES (CR)	100	12,953	5.31%	---	---	---	---	24,198
ALPHABOR	ALPHA BANK (CR)	112,350	10,205	5.31%	---	---	---	---	4,327,747
ALMYBOR	ALUMIL (CR)	---	---	---	---	---	---	---	---
IATRBOR	ATHENS MEDICAL CENTER SA (CR)	---	36,398	5.31%	---	---	---	---	---
OTOELBOR	AUTOHELLAS SA (CR)	---	1,914	5.31%	---	---	---	---	---
BOCBOR	BANK OF CYPRUS (CR)	---	---	---	---	---	---	---	2,008
EEEBOR	CC HBC AG (CR)	428	62	5.34%	---	---	---	---	70,546
CENRBOR	CENTRIC HOLDINGS (CR)	---	16,000	5.31%	---	---	---	---	---
PLAKRBOR	CRETE PLASTICS SA (CR)	---	---	---	---	---	---	---	---
ELLAKTORBOR	ELLAKTOR (CR)	---	72,851	5.31%	---	---	---	---	---
ANEMOSBOR	ELTECH ANEMOS S.A. (CR)	---	7,440	5.31%	---	---	---	---	---
ELTONBOR	ELTON SA (CR)	---	---	---	---	---	---	---	---
EUROBBOR	EUROBANK ERGASIAS (CR)	73,312	137,464	5.31%	---	---	---	---	8,687,709
EUPICBOR	EUROPEAN RELIANCE INSUR. (CR)	---	---	---	---	---	---	---	---
EYDAPBOR	EYDAP S.A. (CR)	1,600	1,444	5.31%	---	---	---	---	17,780
FFGRPBOR	FOLLI FOLLIE (CR)	4,615	73,808	5.31%	---	---	---	---	661,077
FOYRKBOR	FOURLIS (CR)	---	5,130	5.31%	---	---	---	---	4,650
GEKTERNABOR	GEK TERNA (CR)	112	30,350	5.31%	---	---	---	---	---
SARBOR	GR. SARANTIS SA (CR)	205	492	5.31%	---	---	---	---	---
EUPROBOR	GRIVALIA PROPERTIES (CR)	1,000	94,127	5.31%	---	---	---	---	34,950
XAKOBOR	HALKOR SA (CB)	---	56,552	5.31%	---	---	---	---	---
EXAEBOR	HELLENIC EXCHANGES-A.S.E. (CR)	600	455,617	5.31%	---	---	---	---	100,365
ELPEBOR	HELLENIC PETROLEUM (CR)	300	125,326	5.31%	---	---	---	---	42,606
HYGEIABOR	HYGEIA SA (CR)	15,000	37,360	5.31%	---	---	---	---	---
IASOBOR	IASO SA (CR)	---	---	---	---	---	---	---	---
IKTINBOR	IKTINOS HELLAS SA (CR)	---	798	5.31%	---	---	---	---	---
INTRKBOR	INTRACOM HOLDINGS (CR)	---	171,048	5.31%	---	---	---	---	---
INLOTBOR	INTRALOT (CR)	6,000	54,099	5.31%	---	---	---	---	803
AVAXBOR	J & P - AVAX SA (CR)	---	20,335	5.31%	---	---	---	---	---
BELABOR	JUMBO SA (CR)	41,925	123,922	5.31%	---	---	---	---	6,365
KLEMBOR	KLEEMAN HELLAS SA (CR)	---	1,188	5.31%	---	---	---	---	---

Stock Lending Notes

[1] - Multilateral contracts Lending or Borrowing as per Methods 8-1, 8-2 and 8-3-3 (According to ATHEX BoD Resolution No.17)

[2] - Bilateral Contracts Lending or Borrowing as per Methods 8-3-1 and 8-3-2 (According to ATHEX BoD Resolution No.20)

[3] - The information concerning OTC Stock Borrowing Transactions is based on the statements of the Dematerialised Securities System (DSS) operators involved and refers to volumes that have been registered up until the previous working day.

[4] - Average Price (Volume weighted)

[5] - The Data concerning Open Interest before the start of trading session

Lending Products	Underlying Title	Multilateral Transactions[1]					Bilateral Transactions[2]		Stock Borrowing through OTC (volume)[3]
		Open Interest[5]	Volume(Offered)	Average Weighted	Transactions volume	Average Weighted	Transactions Volume	Average Weighted	Transactions Volume
KORRESBOR	KORRES (CR)	---	319	5.31%	---	---	---	---	---
KRIBOR	KRI-KRI S.A. (CR)	---	47,768	5.31%	---	---	---	---	---
KYRMBOR	KYRIAKIDIS MARBLES SA (CR)	---	5,737	5.31%	---	---	---	---	---
LAMDABOR	LAMDA DEVELOPMENT SA (CR)	14	100	5.32%	---	---	---	---	10,377
MIGBOR	MARFIN INVESTMENT GROUP (CR)	---	269,236	5.31%	---	---	---	---	744,474
METKKBOR	METKA (CR)	21,433	4,894	5.31%	---	---	---	---	965
MLSBOR	MLS MULTIMEDIA SA (CR)	---	9,118	5.31%	---	---	---	---	---
MOHBOR	MOTOR OIL (CR)	13,619	20,399	5.31%	---	---	---	---	37,254
MYTILBOR	MYTILINEOS HOLDINGS (CR)	164	79,189	5.31%	---	---	---	---	---
ETEBOR	NATIONAL BANK (CR)	308,265	655,187	5.31%	---	---	---	---	7,289,014
ETFASEBOR	NBGAM ETF	---	---	---	---	---	---	---	---
ETFGT30PBOR	NBGAM ETF GREECE & TURKEY 30	---	---	---	---	---	---	---	---
OPAPBOR	OPAP (CR)	22,500	58,864	5.31%	---	---	---	---	833,758
HTOBOR	OTE (CR)	3,657	48,567	5.31%	---	---	---	---	336,094
PPABOR	P.P.A. S.A. (CR)	368	1,468	5.31%	---	---	---	---	2,901
PAPBOR	PAPOUTSANIS (CR)	---	---	---	---	---	---	---	---
PETROBOR	PETROPOULOS PETROS (CR)	---	---	---	---	---	---	---	---
TPEIRBOR	PIRAEUS BANK (CR)	134,861	32,182	5.31%	---	---	93,000	0.01%	19,954,431
PLAISBOR	PLAISIO COMPUTERS SA (CR)	---	---	---	---	---	---	---	---
PPCBOR	PPC (CR)	12,600	107,466	5.31%	---	---	---	---	1,431,535
QUALBOR	QUALITY & RELIABILITY SA (CR)	---	---	---	---	---	---	---	---
QUESTBOR	QUEST HOLDINGS (CR)	---	239	5.31%	---	---	---	---	---
EPILBOR	SELECTED TEXT. IND. ASSOC (CR)	---	---	---	---	---	---	---	---
SELOBOR	SELONDA AQUACULTURE SA (CR)	---	---	---	---	---	---	---	---
OLYMPBOR	TECHNICAL OLYMPIC SA (CR)	---	23,237	5.31%	---	---	---	---	---
TENERGYBOR	TERNA ENERGY (CR)	1,000	32,897	5.31%	---	---	---	---	---
EYAPSBOR	THESSALONIKA WATER & SEWERAGE	---	8,175	5.31%	---	---	---	---	---
PLATBOR	THRACE PLASTICS SA (CR)	---	43,699	5.31%	---	---	---	---	---
TITKBOR	TITAN CEMENT (CR)	3,099	214,796	5.31%	---	---	---	---	16,704
OLTHBOR	TPA SA (CR)	---	183	5.31%	---	---	---	---	---
VIORBOR	VIOHALCO SAINV (CB)	10,500	67,483	5.31%	10,000	3.77%	---	---	---

Stock Lending Notes

[1] - Multilateral contracts Lending or Borrowing as per Methods 8-1, 8-2 and 8-3-3 (According to ATHEX BoD Resolution No.17)

[2] - Bilateral Contracts Lending or Borrowing as per Methods 8-3-1 and 8-3-2 (According to ATHEX BoD Resolution No.20)

[3] - The information concerning OTC Stock Borrowing Transactions is based on the statements of the Dematerialised Securities System (DSS) operators involved and refers to volumes that have been registered up until the previous working day.

[4] - Average Price (Volume weighted)

[5] - The Data concerning Open Interest before the start of trading session

Sectors codification for listed companies

533	-	Exploration & Production	537	-	Integrated Oil & Gas
1353	-	Commodity Chemicals	1357	-	Specialty Chemicals
1753	-	Aluminum	1755	-	Nonferrous Metals
1757	-	Steel	1775	-	General Mining
2353	-	Building Materials & Fixtures	2357	-	Heavy Construction
2723	-	Containers & Packaging	2727	-	Diversified Industrials
2733	-	Electrical Components & Equipment	2753	-	Commercial Vehicles & Trucks
2757	-	Industrial Machinery	2773	-	Marine Transportation
2777	-	Transportation Services	2791	-	Business Support Services
2797	-	Industrial Suppliers	3535	-	Distillers & Vintners
3537	-	Soft Drinks	3573	-	Farming Fishing & Plantations
3577	-	Food Products	3722	-	Durable Household Products
3726	-	Furnishings	3728	-	Home Construction
3747	-	Toys	3763	-	Clothing & Accessories
3765	-	Footwear	3767	-	Personal Products
3785	-	Tobacco	4533	-	Health Care Providers
4535	-	Medical Equipment	4577	-	Pharmaceuticals
5337	-	Food Retailers & Wholesalers	5371	-	Apparel Retailers
5373	-	Broadline Retailers	5375	-	Home Improvement Retailers
5379	-	Specialty Retailers	5553	-	Broadcasting & Entertainment
5555	-	Media Agencies	5557	-	Publishing
5751	-	Airlines	5752	-	Gambling
5753	-	Hotels	5755	-	Recreational Services
5757	-	Restaurants & Bars	5759	-	Travel & Tourism
6535	-	Fixed Line Telecommunications	6575	-	Mobile Telecommunications
7535	-	Conventional Electricity	7537	-	Alternative Electricity
7577	-	Water	8355	-	Banks
8534	-	Insurance Brokers	8536	-	Property & Casualty Insurance
8633	-	Real Estate Holding & Development	8637	-	Real Estate Services
8671	-	Industrial & Office REITs	8674	-	Diversified REITs
8675	-	Specialty REITs	8775	-	Specialty Finance
8777	-	Investment Services	8985	-	Equity Investment Instruments
9533	-	Computer Services	9535	-	Internet
9537	-	Software	9572	-	Computer Hardware
9574	-	Electronic Office Equipment	9578	-	Telecommunications Equipment
12003	-	ETF			



ATHEXGROUP
Athens Exchange Group

Λεωφ. Αθηνών 110 104 42 Αθήνα
110, Athinon Ave. GR 104 42 Athens
tel. (+30)210-33.66.800, fax (+30)210-33.66.101
www.athexgroup.gr