



ATHEXGROUP
Athens Exchange Group

“

2016

δελτιο ημερησιων συναλλαγων ΕΝ.Α.
alternative market daily official list

Thursday, 4 February, 2016
Year: 9 Trading Day No: 23

”

Disclaimer:

Hellenic Exchanges – Athens Stock Exchange S.A. (HELEX), endeavors to ensure that the data and other material ("Information") presented on the Daily Official List of the Alternative Market (ena) are accurate and complete, but it is not liable for any errors or omissions of data or /and for the accuracy, credibility, updating and completeness of the aforesaid information nor it has any liability arising directly or indirectly from the use of the above Information.

All contents of the Daily Official List of the Alternative Market (ENA) are provided only for information purposes and do not constitute investment advice or solicitation to invest in securities or other products listed for trading on HELEX.

You acknowledge and agree that HELEX is the owner of any property rights related to any Information appearing on the Daily Official List of the Alternative Market (ENA) including intellectual property rights copyright, trademarks, etc.

The above data are a property of the Hellenic Exchanges – Athens Stock Exchange S.A. and are copyright protected. Users are forbidden to reproduce, modify, copy, sale, transmit or redistribute, by all reproduction means and methods, part or the whole of the above data, without reference to their source.

Hellenic Exchanges - Athens Stock Exchange S.A.

110 Athinon Ave., 10442 Athens, Tel: (210) 33.66.800, Fax: (210) 32.13.938

www.athex.gr

Thessalonica Stock Exchange Center (T.S.E.C)

16-18 Katouni Str., Thessalonica 546 25 Tel: (2310) 567.667, Fax: (2310) 530.545

Athex Members Guarantee Fund

14-16 Fidiou Str., Athens 106 78, Tel: (210) 33.04.682, Fax: (210) 33.04.155

Hellenic Republic Capital Market Commission

1 Kolokotroni Str. & 1 Stadiou Str., Athens 10562 Tel: (210) 33.77.100 Fax: (210) 33.77.173

Table of Contents

Section 1: Trading Session Statistical Data

Summary of Market

Athex Indices

Analytic Figures for Athex Market's Boards and Categories

Section 2: Shares Transactions Data

Shares Transactions Data

Shares' Notes

Section 3: Shares Other Transactions Data

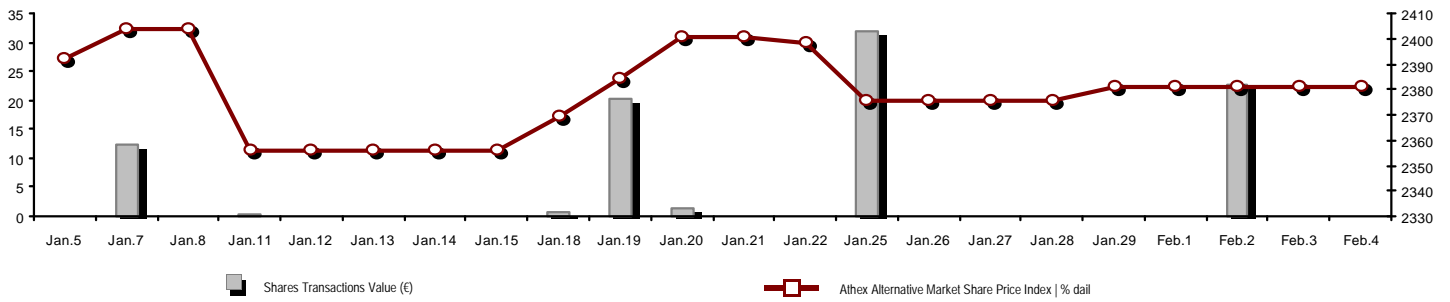
Blocks Data

Rights Data

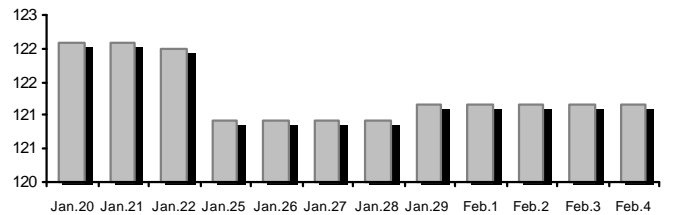
Section codification follows the corresponding from the Greek version of Daily Official List for reference purposes.

Summary of Market

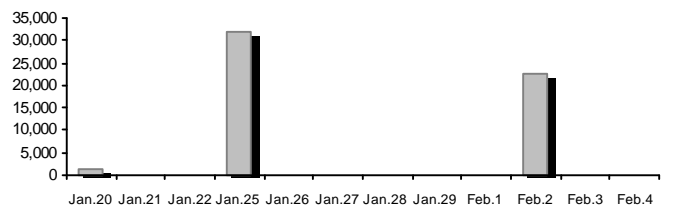
Athex Alternative Market Share Price Index vs Shares Transactions Value



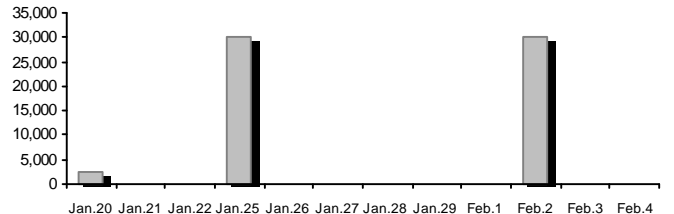
Total Transactions Value (€):	0.00	Athex Capitalisation (€)	
Athex Capitalisation (€):	121,164,943.30		
Daily change: € %	0.00 0.00%		
Yearly Avg Capitalisation: € % chng prev year Avg	121,104,706.54 -10.91%		
Athex Alternative Market Share Price Index % daily chng	2,380.92 0.00%		
Athex Alternative Market Share Price Index Capitalisation (€)	111,444,943.30		
Daily change (€)	0.00		



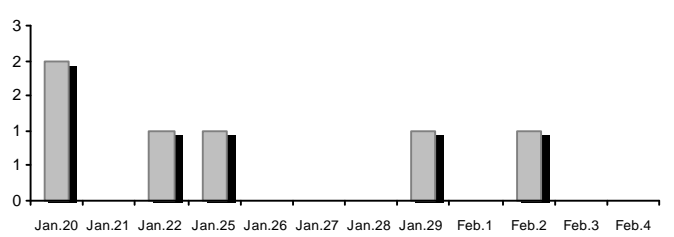
Shares Transactions Value (€)	0.00	Value of Transactions (€)	
Daily change: € %	0.00 -		
YTD Avg Trans. Value: € % chng prev year Avg	3,899.76 66.30%		
Blocks of Shares Transactions Value (€)	0.00		



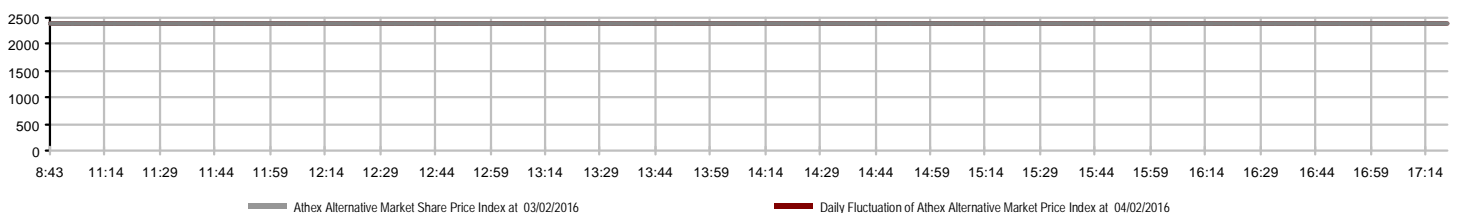
Shares Transactions Volume (pieces)	0.00	Volume of Transactions	
Daily change: pieces %	0.00 -		
YTD Avg Volume: pieces % chng prev year Avg	5,163.83 180.15%		
Blocks of Shares Transactions Volume (pieces)	0.00		



Shares Trades Number	0	Number of Trades	
Daily change: number %	0 -		
YTD Avg Derivatives Trades number % chng prev year Avg	1 -23.17%		
Number of Blocks of Shares	0		



Daily Fluctuation of Athex Alternative Market Price Index



Athex Indices

Index name	04/02/2016	03/02/2016	pts.	%	Min	Max	Year min	Year max	Year change
ATHEX Alternative Market Price Index	2,380.92 ↘	2,380.92	0.00	0.00%	2,380.92	2,380.92	2,304.90	2,445.91	3.05% #

Analytic Figures for Athex Market's Boards and Categories

		Total Traded Shares
Totals		0
	Gain / Lose / Same:	0 / 0 / 0
Athex Capitalisation (€)		121,164,943.30
Daily Average Transactions Value (€)		3,899.76
Shares Transactions Value (€)		0.00
	Main Board:	0.00
	Blocks Board:	0.00
	Forced Sales Board:	0.00
	Special Terms Board:	0.00
Daily Average Transactions Volume		5,164
Transactions Volume		0
	Main Board:	0
	Blocks Board:	0
	Forced Sales Board:	0
	Special Terms Board:	0
Daily Average Number of Trades		1
Number of Trades		0
	Main Board:	0
	Blocks Board:	0
	Forced Sales Board:	0
	Special Terms Board:	0

Trading Details by Sector

Code	Sectors	Gain / Lose / Same	Number of Trades	Transactions Volume	Transactions Value	% of Total Trans. Value
8700	- Financial Services	0 / 0 / 0	---	---	---	---
3500	- Food & Beverage	0 / 0 / 0	---	---	---	---
4500	- Health Care	0 / 0 / 0	---	---	---	---
2700	- Industrial Goods & Services	0 / 0 / 0	---	---	---	---
5300	- Retail	0 / 0 / 0	---	---	---	---
9500	- Technology	0 / 0 / 0	---	---	---	---

Top 10 best & worst performing Shares

Number of Listed Shares	Nominal Value	Dividends [1]			Date of Last Coupon		Note	Shares	Closing price	% change	Previous closing price/date		Open price	Price min	Price max	Last price	Avg price	Last Bid [7]	Last Ask [7]	P/E after	Year	Volume	Trades	Transactions Value	Company Mkt Value (€) [3,5]	Year low	Year high	Sector [4]
		2013	2014	2015	Dividend [2]	Right																						
3,110,000	0.300	---	0.2	---	10/06/2015	27/08/2013	---	ALPHA TRUST (CR)	5.99	---	5.99	04/01/2016	---	---	---	---	---	---	---	20.21	2014	---	---	---	18,628.90	5.99	5.99	8771
5,400,000	1.00	---	---	---	16/07/2009	11/05/2009	---	BIOMED. & ROB. TECHN. (CR)	1.80	---	1.80	12/08/2011	---	---	---	---	---	---	---	---	---	---	---	---	9,720.00	1.80	1.80	4533
1,760,000	0.600	---	---	---	11/06/2010		---	DIVERSA (CR)	2.29	---	2.29	06/07/2012	---	---	---	---	---	---	---	---	---	---	---	---	4,030.40	2.29	2.29	5371
10,600,010	0.360	---	---	---	19/08/2008	07/05/2008	---	DOPPLER (CR)	1.05	---	1.05	25/01/2016	---	---	---	---	---	---	---	---	---	---	---	---	11,130.01	1.05	1.15	2757
4,456,000	0.420	0.1	---	---	25/07/2014	15/10/2013	---	ENTERSOFT (CR)	1.50	---	1.50	01/04/2014	---	---	---	---	---	---	---	5.74	2014	---	---	---	6,684.00	1.50	1.50	9537
9,920,000	0.690	---	---	---	05/07/2010	06/08/2008	---	ENVITEC (CR)	1.38	---	1.38	18/06/2015	---	---	---	---	---	---	---	---	2014	---	---	---	13,689.60	1.38	1.38	2799
5,587,720	0.300	---	---	---	28/12/2015	15/10/2014	---	EPSILON NET (CR)	0.500	---	0.500	22/01/2016	---	---	---	---	---	---	---	9.35	2014	---	---	---	2,793.86	0.423	0.517	9533
9,784,000	0.600	---	---	---	05/05/2010	12/05/2008	---	EUROXX (CR)	2.07	---	2.07	11/01/2016	---	---	---	---	---	---	---	67.11	2014	---	---	---	20,252.88	2.07	2.50	8777
11,600,888	0.300	---	---	---	12/06/2012	05/11/2013	---	FOODLINK S.A. (CR)	0.750	---	0.750	02/02/2016	---	---	---	---	---	---	---	41.31	2014	---	---	---	8,700.67	0.500	0.750	2777
5,321,350	0.500	---	---	---	01/04/2011		---	KRITON ARTOS (CR)	0.700	---	0.700	18/12/2015	---	---	---	---	---	---	---	37.72	2014	---	---	---	3,724.95	0.700	0.700	3577
7,300,000	0.500	---	---	---	06/07/2009	28/02/2008	---	MEDITERRA (CR)	0.500	---	0.500	20/01/2016	---	---	---	---	---	---	---	23.91	2014	---	---	---	3,650.00	0.500	0.500	5337
3,333,500	0.300	---	---	---	14/07/2011	09/12/2008	---	OPTRONICS TECHNOLOGIES (CR)	1.77	---	1.77	04/06/2014	---	---	---	---	---	---	---	---	---	---	---	---	5,900.30	1.77	1.77	9578
3,908,990	0.300	---	---	---	17/09/2008		---	PERFORMANCE TECHNOLOGIES (C)	2.27	---	2.27	09/09/2014	---	---	---	---	---	---	---	21.10	2014	---	---	---	8,873.41	2.27	2.27	9533
857,210	1.05	---	---	---	08/06/2010	12/03/2010	---	VIDAVO (CR)	3.95	---	3.95	29/08/2014	---	---	---	---	---	---	---	76.00	2014	---	---	---	3,385.98	3.95	3.95	9533

Shares' Notes

Code	Note text
()	- Adjusted dividends.
*	- Last adjusted closing price.
[1]	- Net dividends.
[2]	- The "Date of Last Coupon" for New listings refers to the date company's stocks started to trade in Athex
[3]	- The Company Market Value is referred to the number of listed shares
[4]	- Sectors codification can be found in Appendix A
[5]	- The Market Value refers to the total number of shares listed (including their several classes) in the exchange by the company.
[6]	- P/E greater than 100
[7]	- Last view of the Order Book before the end of the trading session

Blocks Data

Stocks	Block Volume	Price	Block Trade Value	Time of approval	Note
--------	--------------	-------	-------------------	------------------	------

No Blocks Transactions.

Blocks Notes

2 - SPOT 1 or SPOT 2 Packet	11 - Total Assets > 500 bil
3 - Block with Short Selling	12 - Sell Offer through Athex
4 - Buy to Close Block	13 - Forced Sale of NMOE
6 - Simultaneous Constitution	14 - Restoration Packet
7 - Repurchase Agreement	15 - Market Maker Packet
8 - Dispersion's Achievement (Not Listed)	16 - Short Selling
9 - Dispersion's Achievement (Listed)	18 - SPOT 1 Packet
10 - Share Capital Majority of Greek State (> 50 bil)	20 - Method 6-1 Packet

Rights Data

Occured date	Exercise from	Exercise until	Trading until	Rights	Price min	Price max	Closing price	Last Bid	Last Ask	Volume	Trades	Transactions Value
--------------	---------------	----------------	---------------	--------	-----------	-----------	---------------	----------	----------	--------	--------	--------------------

No Rights Transactions.



ATHEXGROUP
Όμιλος Χρηματιστηρίου Αθηνών

Λεωφ. Αθηνών 110 104 42 Αθήνα
110, Athinon Ave. GR 104 42 Athens
tel. (+30)210-33.66.800, fax (+30)210-33.66.101
www.athexgroup.gr