

24

Derivatives Market  
Monthly Statistical Bulletin  
AXIA NUMBERS

January



**ATHEXGROUP**  
Athens Exchange Group

## Derivatives market

### DISCLAIMER

Hellenic Exchanges-Athens Exchange S.A. (ATHEX Group) makes all efforts to keep all published information updated and accurate. The information is to be seen as general and it does not constitute in any case, professional, investment, legal or any other advice.

Data processing was affected in accordance with Greek Law 2396/1996 related to the classified registration within DSS and Law 2472/1997 concerning individuals' protection with regard to the processing of personal data.

The bulletin is the property of the company and is protected by Greek and international copyright law.

All rights are reserved. Reproduction, publishing, imitation, modification, copying, sale, transition or distribution in any form or by any means, in whole or in part, without the prior reference in source, is strictly forbidden.

Source: *ATHEX Group*

*Monthly Statistics Bulletin AξIAnumbers - Derivatives Market*

*Jan-2024*

Any commercial exploitation of these data by third parties is forbidden.

ATHEX Group cannot be held liable to modification of the information provided herein when third parties are involved.

The new categorization is based on the Rule 1011/2012 of the Central European Bank issued on October 17, 2012 and on the Eurostat standard edition "European system of accounts - ESA2010".

Διεύθυνση Πωλήσεων & Ανάπτυξης Αγορών

Clarifications and further information

Sales & Business Development Div

Tel. +30 210 3366800

e-mail: [AthexStats@athexgroup.gr](mailto:AthexStats@athexgroup.gr)

Διεύθυνση Πωλήσεων & Ανάπτυξης Αγορών

Statistical data processing

Sales & Business Development Div

Διεύθυνση Πωλήσεων & Ανάπτυξης Αγορών

Translation - Layout design

Sales & Business Development Div

Athens Exchange Publications & Reports

Visit the relevant links

<http://www.athexgroup.gr/web/guest/statistics-publications>

<http://www.athexgroup.gr/web/guest/reports>

e-mail: [AthexStats@athexgroup.gr](mailto:AthexStats@athexgroup.gr)

## Derivatives market

### TABLE OF CONTENTS

---

1. Investors' participation in the Derivatives Market

---

2. Investors participation in Futures

---

3. Investors participation in Index Futures

---

4. Investors participation in Stock Futures

---

5. Investors participation in Options

---

6. Investors participation in Index Options

---

7. Investors participation in Stock Options

---

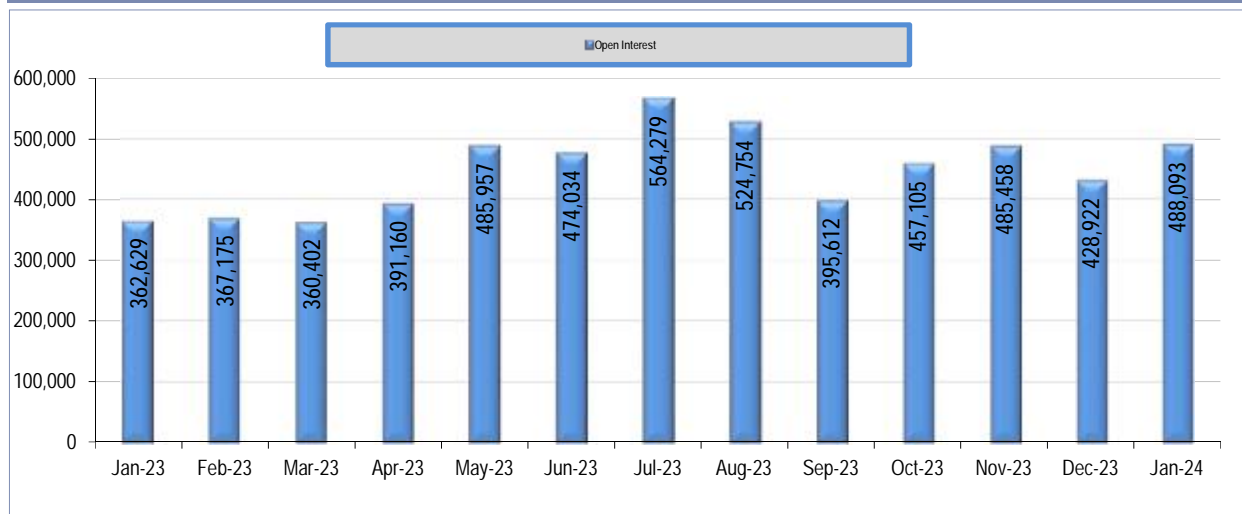
8. Notes – Clarifications

---

## Derivatives market

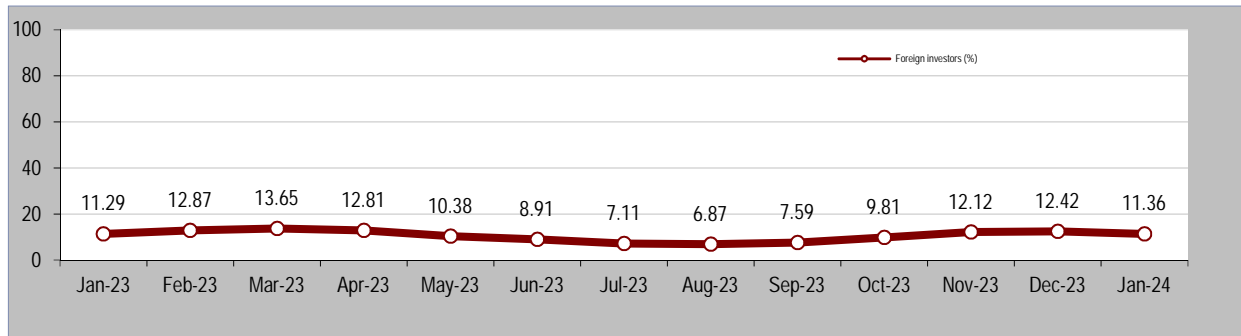
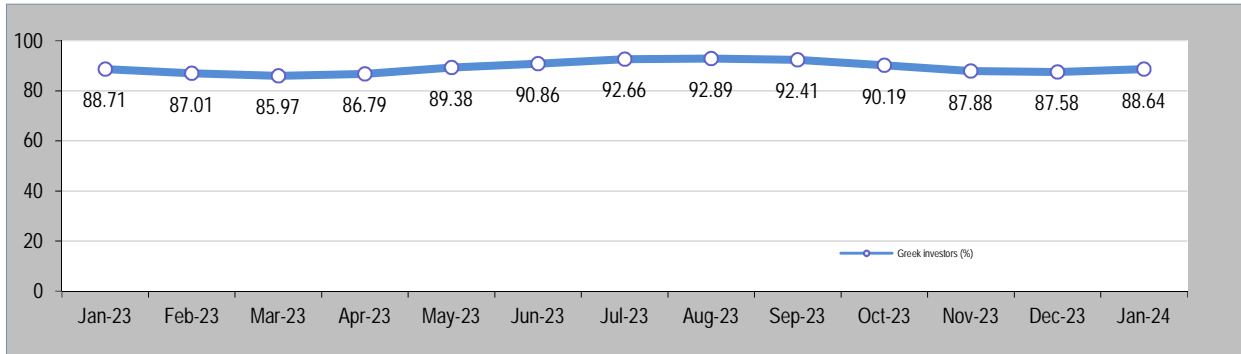
### 1. Investors' participation in the Derivatives Market

| Open Interest                                 | Derivatives Market    |               |
|---|-----------------------|---------------|
|   | (Data of: 31/01/2024) |               |
|   | number                | %             |
| <b>I. Domestic Investors</b>                  | <b>432,660</b>        | <b>88.64</b>  |
| Households                                    | 375,418               | 76.92         |
| Insurance Corporations                        | 0                     | 0.00          |
| Pension funds                                 | 0                     | 0.00          |
| Money market funds (MMFs)                     | 105                   | 0.02          |
| Non-MMF investment funds                      | 15,355                | 3.15          |
| Deposit-taking Corporations                   | 596                   | 0.12          |
| Other financial intermediaries                | 4,202                 | 0.86          |
| Non-Profit Institutions serving Households    | 631                   | 0.13          |
| Non-Financial Corporations                    | 35,601                | 7.29          |
| Central Governemnt                            | 0                     | 0.00          |
| Social Security Funds                         | 752                   | 0.15          |
| Institutions and bodies of the European Union | 0                     | 0.00          |
| <b>II. Foreign Investors</b>                  | <b>55,433</b>         | <b>11.36</b>  |
| Households                                    | 15,902                | 3.26          |
| Deposit-taking Corporations                   | 0                     | 0.00          |
| Other financial intermediaries                | 557                   | 0.11          |
| Non-Financial Corporations                    | 0                     | 0.00          |
| Institutions and bodies of the European Union | 0                     | 0.00          |
| Non-MMF investment funds                      | 38,974                | 7.98          |
| <b>Total (I+II+III)</b>                       | <b>488,093</b>        | <b>100.00</b> |



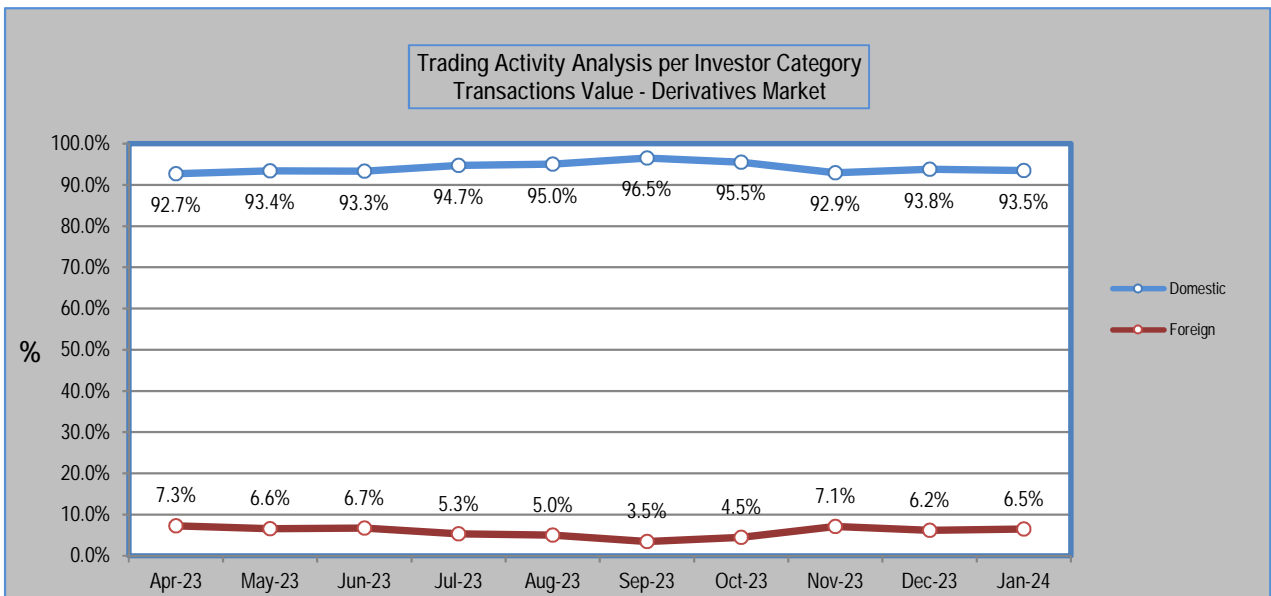
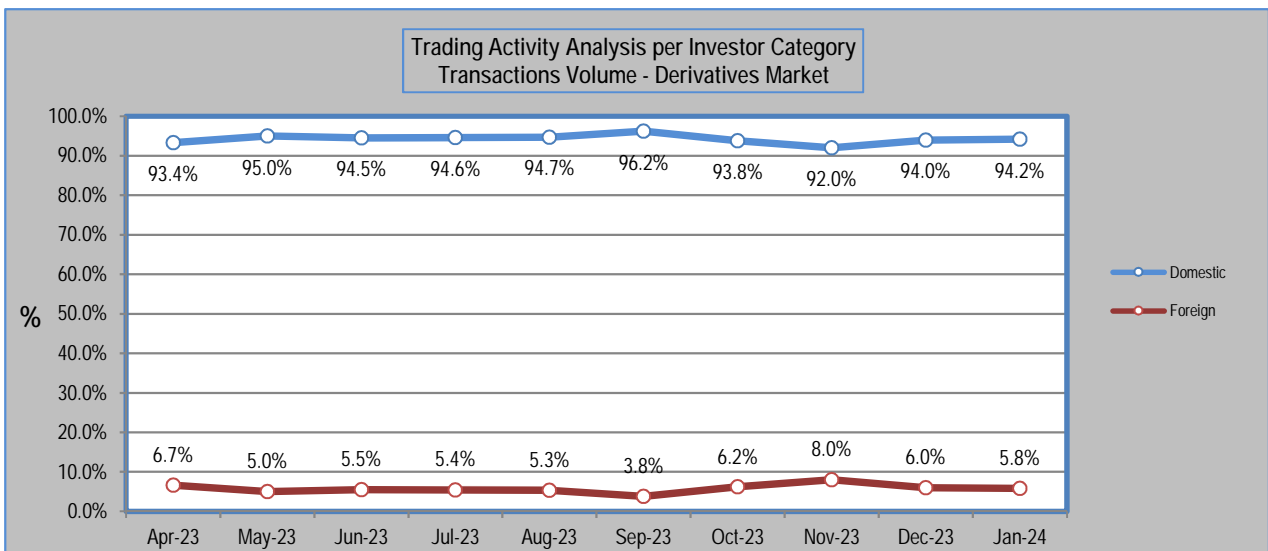
## Derivatives market

### 1. Investors' participation in the Derivatives Market



## Derivatives market

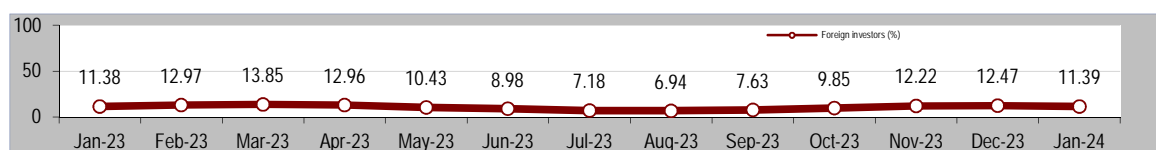
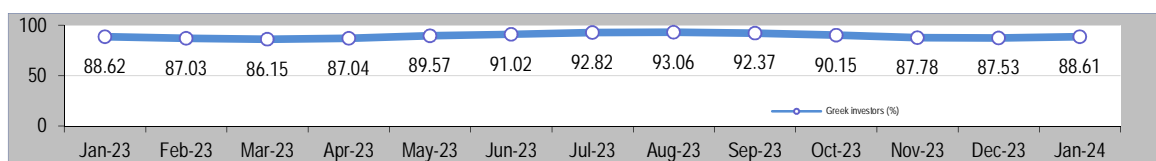
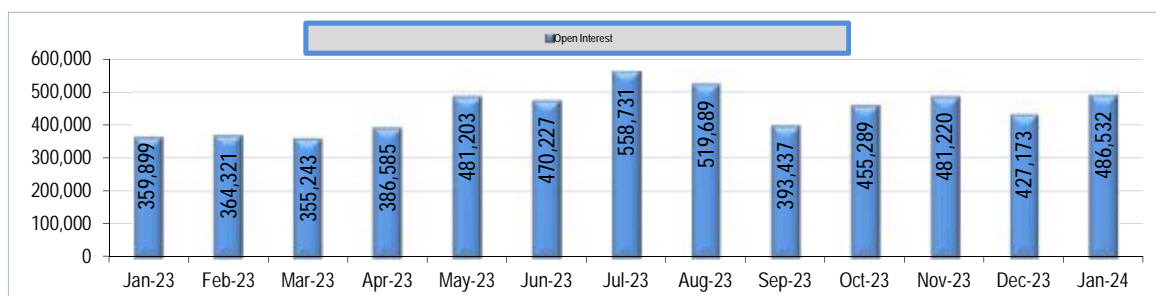
| Trading Activity Analysis per Investor Category |        |        |        |        |        |        |        |  |  |  |  |
|---|--------|--------|--------|--------|--------|--------|--------|--|--|--|--|
| Derivatives Market                              |        |        |        |        |        |        |        |  |  |  |  |
| Transactions Volume                             |        |        |        |        |        |        |        |  |  |  |  |
| Data  | Jul-23 | Aug-23 | Sep-23 | Oct-23 | Nov-23 | Dec-23 | Jan-24 |  |  |  |  |
| Domestic Investors                              | 94.6%  | 94.7%  | 96.2%  | 93.8%  | 92.0%  | 94.0%  | 94.2%  |  |  |  |  |
| Foreign Investors                               | 5.4%   | 5.3%   | 3.8%   | 6.2%   | 8.0%   | 6.0%   | 5.8%   |  |  |  |  |
|   |        |        |        |        |        |        |        |  |  |  |  |
| Transactions Value                              |        |        |        |        |        |        |        |  |  |  |  |
| Data  | Jul-23 | Aug-23 | Sep-23 | Oct-23 | Nov-23 | Dec-23 | Jan-24 |  |  |  |  |
| Domestic Investors                              | 94.7%  | 95.0%  | 96.5%  | 95.5%  | 92.9%  | 93.8%  | 93.5%  |  |  |  |  |
| Foreign Investors                               | 5.3%   | 5.0%   | 3.5%   | 4.5%   | 7.1%   | 6.2%   | 6.5%   |  |  |  |  |
|   |        |        |        |        |        |        |        |  |  |  |  |



## Derivatives market

### 2. Investors participation in Futures

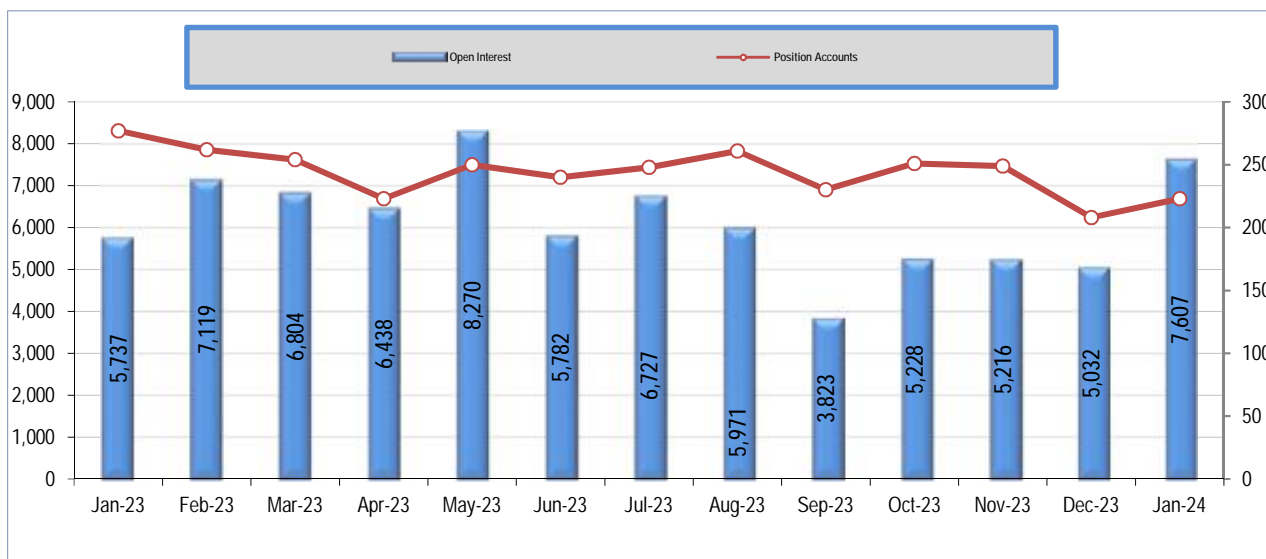
| Open Interest                                 | Futures        |               |
|---|----------------|---------------|
|   | Open Interest  |               |
|   | number         | %             |
| (Data of: 31/01/2024)                         |                |               |
| <b>I. Domestic Investors</b>                  | <b>431,099</b> | <b>88.61</b>  |
| Households                                    | 375,073        | 77.09         |
| Insurance Corporations                        | 0              | 0.00          |
| Pension funds                                 | 0              | 0.00          |
| Money market funds (MMFs)                     | 105            | 0.02          |
| Non-MMF investment funds                      | 15,355         | 3.16          |
| Deposit-taking Corporations                   | 210            | 0.04          |
| Other financial intermediaries                | 3,372          | 0.69          |
| Non-Profit Institutions serving Households    | 631            | 0.13          |
| Non-Financial Corporations                    | 35,601         | 7.32          |
| Central Governemnt                            | 0              | 0.00          |
| Insurance Funds                               | 0              | 0.00          |
| Social Security Funds                         | 752            | 0.15          |
| Institutions and bodies of the European Union | 0              | 0.00          |
| <b>II. Foreign Investors</b>                  | <b>55,433</b>  | <b>11.39</b>  |
| Households                                    | 15,902         | 3.27          |
| Deposit-taking Corporations                   | 0              | 0.00          |
| Other financial intermediaries                | 557            | 0.11          |
| Non-Financial Corporations                    | 0              | 0.00          |
| Institutions and bodies of the European Union | 0              | 0.00          |
| Non-MMF investment funds                      | 38,974         | 8.01          |
| <b>III. Other Not Identified</b>              | <b>0</b>       | <b>0.00</b>   |
| <b>Total (I+II+III)</b>                       | <b>486,532</b> | <b>100.00</b> |



## Derivatives market

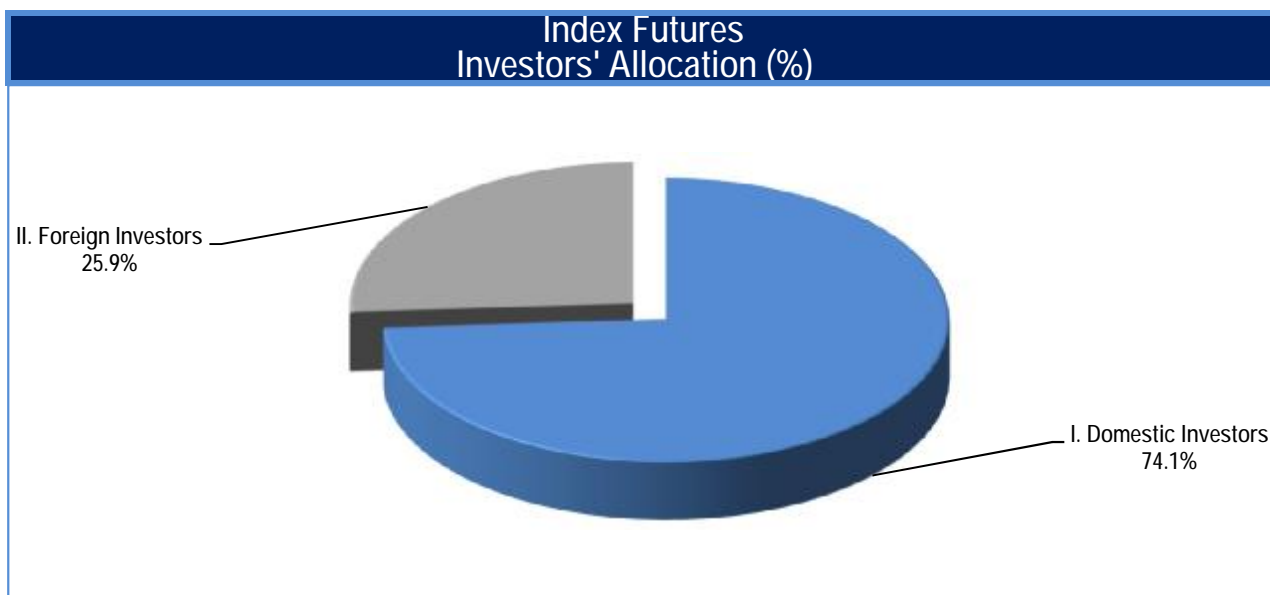
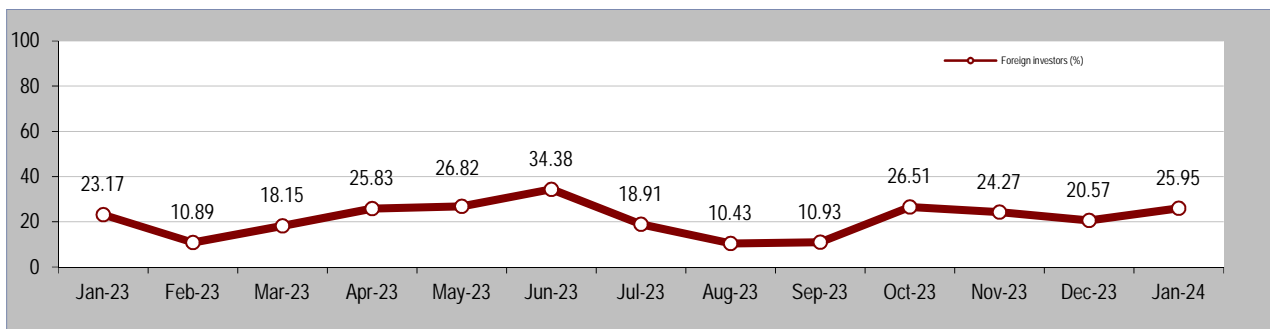
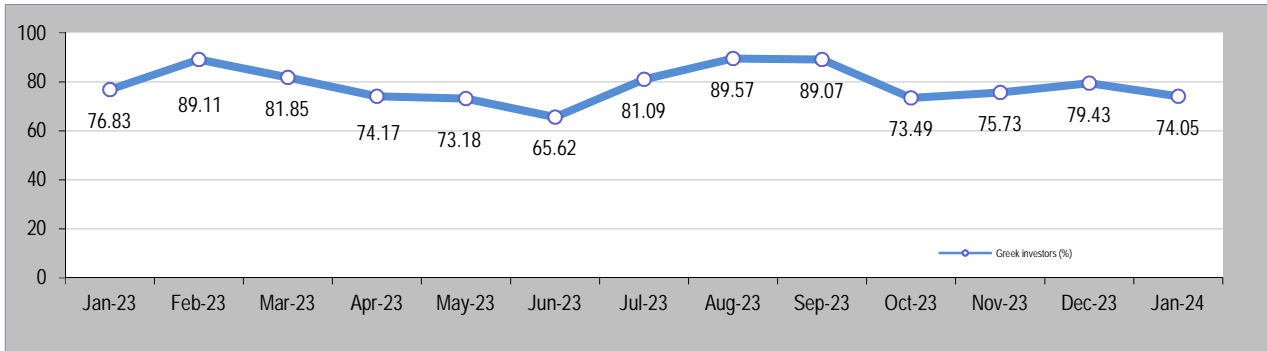
### 3. Investors participation in Index Futures

| Open Interest<br><br>(Data of: 31/01/2024)    | Index Futures     |               |               |               |
|---|-------------------|---------------|---------------|---------------|
|   | Position Accounts |               | Open Interest |               |
|   | number            | %             | number        | %             |
| <b>I. Domestic Investors</b>                  | <b>220</b>        | <b>98.65</b>  | <b>5,633</b>  | <b>74.05</b>  |
| Households                                    | 193               | 86.55         | 1,579         | 20.76         |
| Insurance Corporations                        | 0                 | 0.00          | 0             | 0.00          |
| Pension funds                                 | 0                 | 0.00          | 0             | 0.00          |
| Money market funds (MMFs)                     | 3                 | 1.35          | 105           | 1.38          |
| Non-MMF investment funds                      | 16                | 7.17          | 3,617         | 47.55         |
| Deposit-taking Corporations                   | 1                 | 0.45          | 137           | 1.80          |
| Other financial intermediaries                | 5                 | 2.24          | 150           | 1.97          |
| Non-Profit Institutions serving Households    | 0                 | 0.00          | 0             | 0.00          |
| Non-Financial Corporations                    | 2                 | 0.90          | 0             | 0.00          |
| Central Governemnt                            | 0                 | 0.00          | 45            | 0.59          |
| Insurance Funds                               | 0                 | 0.00          | 0             | 0.00          |
| Social Security Funds                         | 0                 | 0.00          | 0             | 0.00          |
| Institutions and bodies of the European Union | 0                 | 0.00          | 0             | 0.00          |
| <b>II. Foreign Investors</b>                  | <b>3</b>          | <b>1.35</b>   | <b>1,974</b>  | <b>25.95</b>  |
| Households                                    | 0                 | 0.00          | 0             | 0.00          |
| Deposit-taking Corporations                   | 0                 | 0.00          | 0             | 0.00          |
| Other financial intermediaries                | 0                 | 0.00          | 0             | 0.00          |
| Non-Financial Corporations                    | 0                 | 0.00          | 0             | 0.00          |
| Institutions and bodies of the European Union | 0                 | 0.00          | 0             | 0.00          |
| Non-MMF investment funds                      | 3                 | 1.35          | 1,974         | 25.95         |
| <b>III. Other Not Identified</b>              | <b>0</b>          | <b>0.00</b>   | <b>0</b>      | <b>0.00</b>   |
| <b>Total (I+II+III)</b>                       | <b>223</b>        | <b>100.00</b> | <b>7,607</b>  | <b>100.00</b> |



## Derivatives market

### 3. Investors participation in Index Futures



## Derivatives market

### Trading Activity Analysis per Investor Category

#### Index Futures

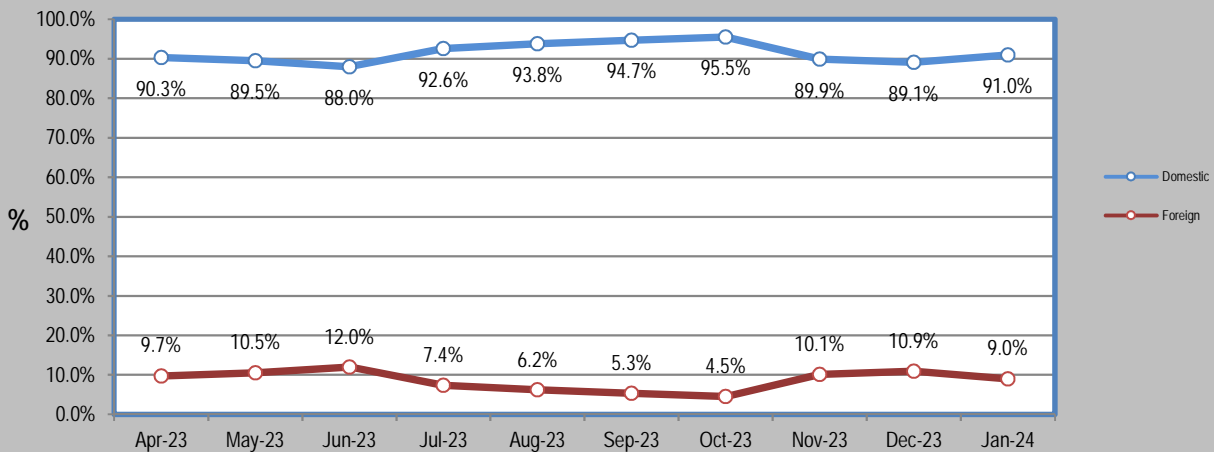
##### Transactions Volume

| Data               | Jul-23 | Aug-23 | Sep-23 | Oct-23 | Nov-23 | Dec-23 | Jan-24 |  |  |  |  |
|--------------------|--------|--------|--------|--------|--------|--------|--------|--|--|--|--|
| Domestic Investors | 92.6%  | 93.8%  | 94.7%  | 95.5%  | 89.9%  | 89.1%  | 91.0%  |  |  |  |  |
| Foreign Investors  | 7.4%   | 6.2%   | 5.3%   | 4.5%   | 10.1%  | 10.9%  | 9.0%   |  |  |  |  |

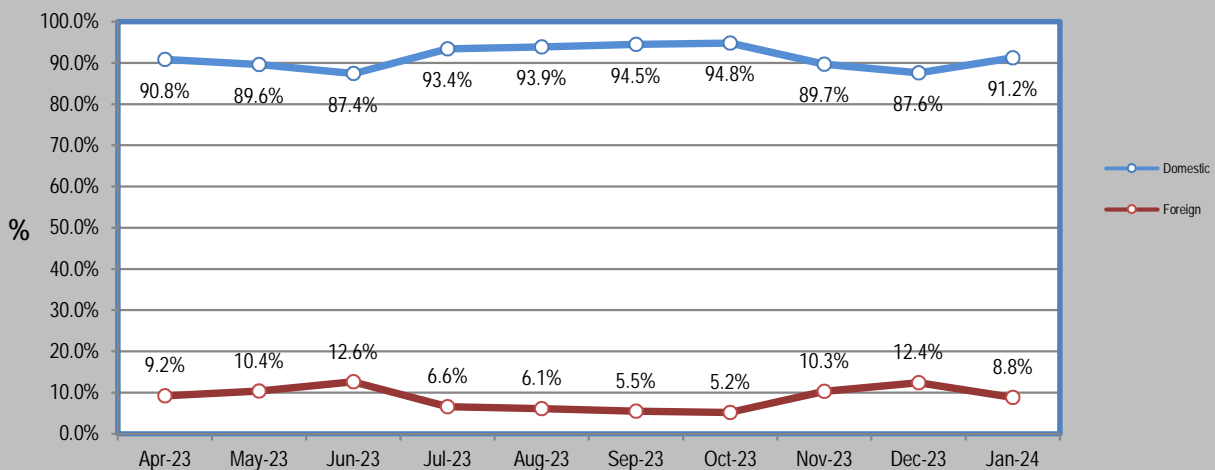
##### Transactions Value

| Data               | Jul-23 | Aug-23 | Sep-23 | Oct-23 | Nov-23 | Dec-23 | Jan-24 |  |  |  |  |
|--------------------|--------|--------|--------|--------|--------|--------|--------|--|--|--|--|
| Domestic Investors | 93.4%  | 93.9%  | 94.5%  | 94.8%  | 89.7%  | 87.6%  | 91.2%  |  |  |  |  |
| Foreign Investors  | 6.6%   | 6.1%   | 5.5%   | 5.2%   | 10.3%  | 12.4%  | 8.8%   |  |  |  |  |

Trading Activity Analysis per Investor Category  
Transactions Volume - Index Futures



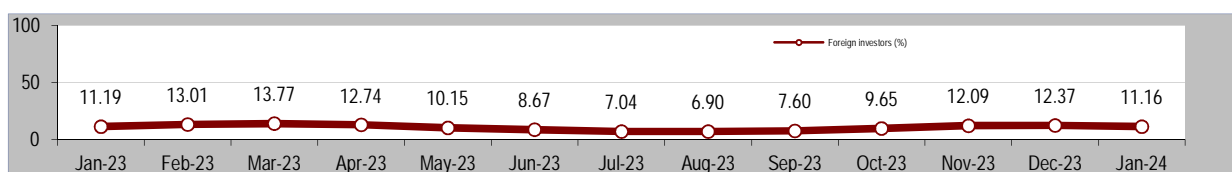
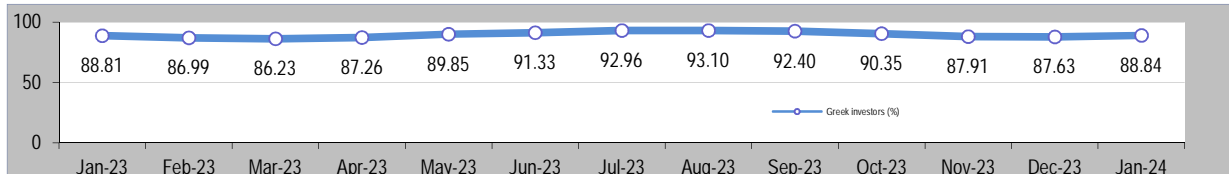
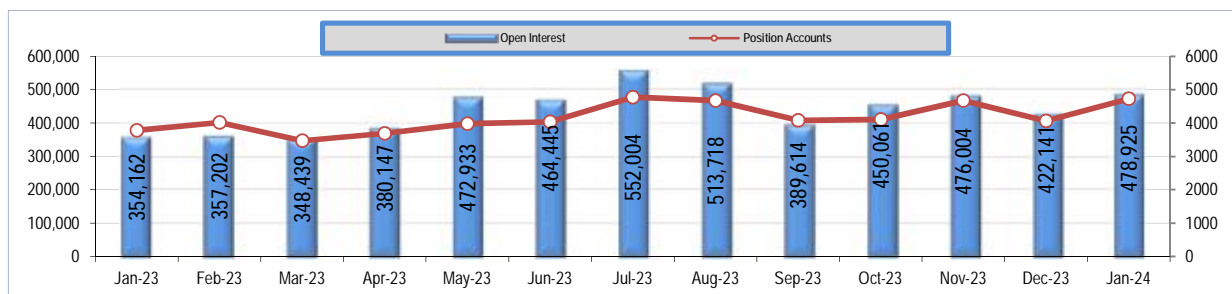
Trading Activity Analysis per Investor Category  
Transactions Value - Index Futures



## Derivatives market

### 4. Investors participation in Stock Futures

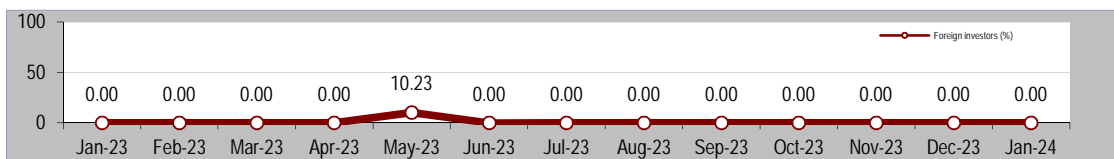
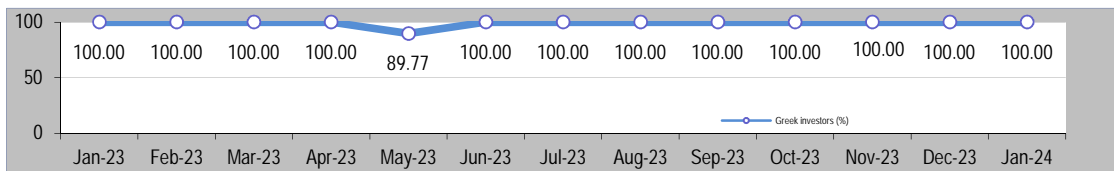
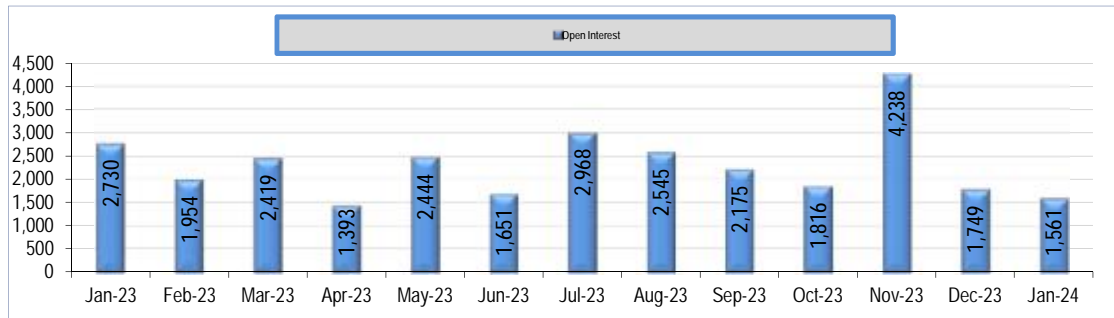
| Open Interest                                 | Stock Futures     |               |                |               |
|---|-------------------|---------------|----------------|---------------|
|   | Position Accounts |               | Open Interest  |               |
|   | number            | %             | number         | %             |
| (Data of: 31/01/2024)                         |                   |               |                |               |
| <b>I. Domestic Investors</b>                  | <b>4,663</b>      | <b>98.65</b>  | <b>425,466</b> | <b>88.84</b>  |
| Households                                    | 4,535             | 95.94         | 373,494        | 77.99         |
| Insurance Corporations                        | 0                 | 0.00          | 0              | 0.00          |
| Pension funds                                 | 0                 | 0.00          | 0              | 0.00          |
| Money market funds (MMFs)                     | 0                 | 0.00          | 0              | 0.00          |
| Non-MMF investment funds                      | 9                 | 0.19          | 11,738         | 2.45          |
| Deposit-taking Corporations                   | 1                 | 0.02          | 73             | 0.02          |
| Other financial intermediaries                | 46                | 0.97          | 3,222          | 0.67          |
| Non-Profit Institutions serving Households    | 8                 | 0.17          | 631            | 0.13          |
| Non-Financial Corporations                    | 59                | 1.25          | 35,556         | 7.42          |
| Central Governemnt                            | 0                 | 0.00          | 0              | 0.00          |
| Insurance Funds                               | 0                 | 0.00          | 0              | 0.00          |
| Social Security Funds                         | 5                 | 0.11          | 752            | 0.16          |
| Institutions and bodies of the European Union | 0                 | 0.00          | 0              | 0.00          |
| <b>II. Foreign Investors</b>                  | <b>64</b>         | <b>1.35</b>   | <b>53,459</b>  | <b>11.16</b>  |
| Households                                    | 55                | 1.16          | 15,902         | 3.32          |
| Deposit-taking Corporations                   | 0                 | 0.00          | 0              | 0.00          |
| Other financial intermediaries                | 4                 | 0.08          | 557            | 0.12          |
| Non-Financial Corporations                    | 0                 | 0.00          | 0              | 0.00          |
| Non-MMF investment funds                      | 5                 | 0.11          | 37,000         | 7.73          |
| <b>III. Other Not Identified</b>              | <b>0</b>          | <b>0.00</b>   | <b>0</b>       | <b>0.00</b>   |
| <b>Total (I+II+III)</b>                       | <b>4,727</b>      | <b>100.00</b> | <b>478,925</b> | <b>100.00</b> |



## Derivatives market

### 5. Investors participation in Options

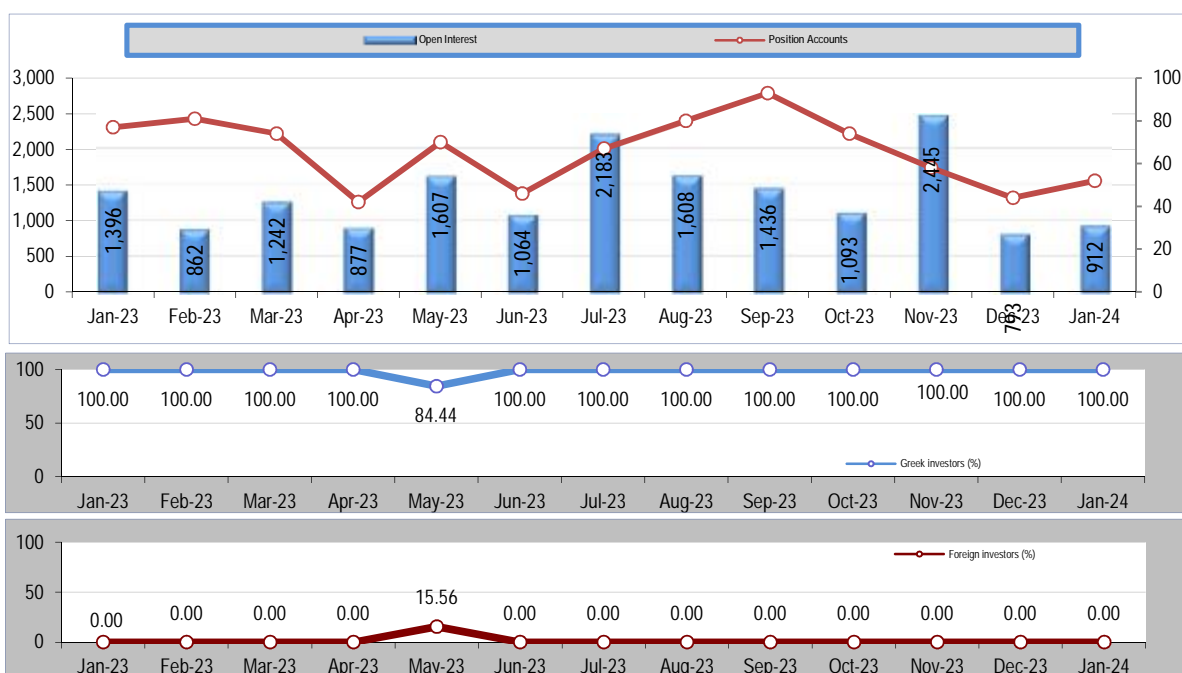
| Open Interest                                 | Options       |               |
|---|---------------|---------------|
|   | Open Interest |               |
|   | number        | %             |
| (Data of: 31/01/2024)                         |               |               |
| <b>I. Domestic Investors</b>                  | <b>1,561</b>  | <b>100.00</b> |
| Households                                    | 345           | 22.10         |
| Insurance Corporations                        | 0             | 0.00          |
| Pension funds                                 | 0             | 0.00          |
| Money market funds (MMFs)                     | 0             | 0.00          |
| Non-MMF investment funds                      | 0             | 0.00          |
| Deposit-taking Corporations                   | 386           | 24.73         |
| Other financial intermediaries                | 830           | 53.17         |
| Non-Profit Institutions serving Households    | 0             | 0.00          |
| Non-Financial Corporations                    | 0             | 0.00          |
| Central Governemnt                            | 0             | 0.00          |
| Insurance Funds                               | 0             | 0.00          |
| Social Security Funds                         | 0             | 0.00          |
| Institutions and bodies of the European Union | 0             | 0.00          |
| <b>II. Foreign Investors</b>                  | <b>0</b>      | <b>0.00</b>   |
| Households                                    | 0             | 0.00          |
| Deposit-taking Corporations                   | 0             | 0.00          |
| Other financial intermediaries                | 0             | 0.00          |
| Non-Financial Corporations                    | 0             | 0.00          |
| <b>III. Other Not Identified</b>              | <b>0</b>      | <b>0.00</b>   |
| <b>Total (I+II+III)</b>                       | <b>1,561</b>  | <b>100.00</b> |



## Derivatives market

### 6. Investors participation in Index Options


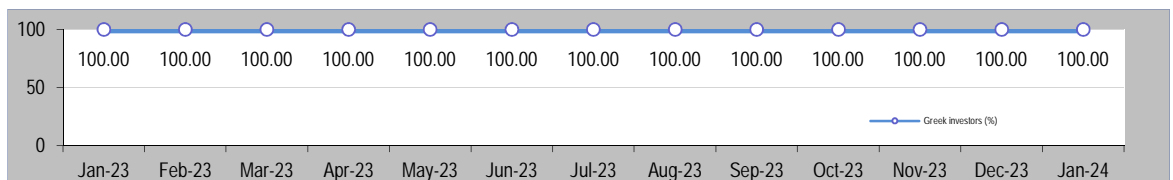
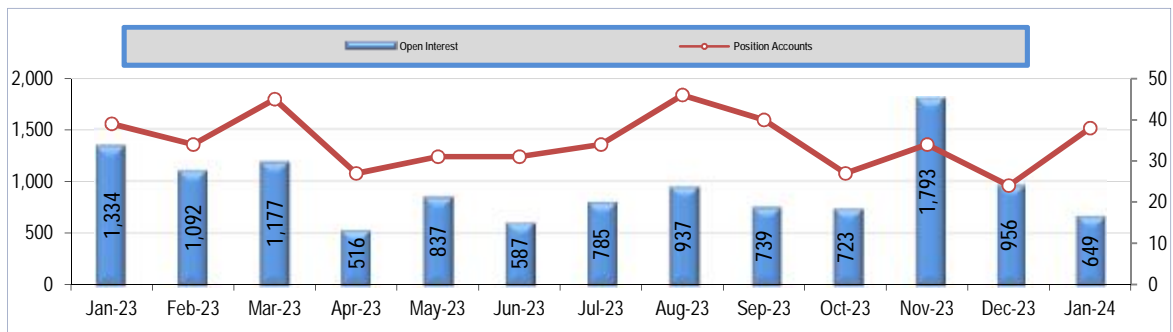
| Open Interest                                 | Index Options     |               |               |               |
|---|-------------------|---------------|---------------|---------------|
|   | Position Accounts |               | Open Interest |               |
|   | number            | %             | number        | %             |
| (Data of: 31/01/2024)                         |                   |               |               |               |
| <b>I. Domestic Investors</b>                  | <b>52</b>         | <b>100.00</b> | <b>912</b>    | <b>100.00</b> |
| Households                                    | 30                | 57.69         | 67            | 7.35          |
| Insurance Corporations                        | 0                 | 0.00          | 0             | 0.00          |
| Pension funds                                 | 0                 | 0.00          | 0             | 0.00          |
| Money market funds (MMFs)                     | 0                 | 0.00          | 0             | 0.00          |
| Non-MMF investment funds                      | 0                 | 0.00          | 0             | 0.00          |
| Deposit-taking Corporations                   | 7                 | 13.46         | 296           | 32.46         |
| Other financial intermediaries                | 15                | 28.85         | 549           | 60.20         |
| Non-Profit Institutions serving Households    | 0                 | 0.00          | 0             | 0.00          |
| Non-Financial Corporations                    | 0                 | 0.00          | 0             | 0.00          |
| Central Governemnt                            | 0                 | 0.00          | 0             | 0.00          |
| Insurance Funds                               | 0                 | 0.00          | 0             | 0.00          |
| Social Security Funds                         | 0                 | 0.00          | 0             | 0.00          |
| Institutions and bodies of the European Union | 0                 | 0.00          | 0             | 0.00          |
| <b>II. Foreign Investors</b>                  | <b>0</b>          | <b>0.00</b>   | <b>0</b>      | <b>0.00</b>   |
| Households                                    | 0                 | 0.00          | 0             | 0.00          |
| Deposit-taking Corporations                   | 0                 | 0.00          | 0             | 0.00          |
| Other financial intermediaries                | 0                 | 0.00          | 0             | 0.00          |
| Non-Financial Corporations                    | 0                 | 0.00          | 0             | 0.00          |
| <b>III. Other Not Identified</b>              | <b>0</b>          | <b>0.00</b>   | <b>0</b>      | <b>0.00</b>   |
| <b>Total (I+II+III)</b>                       | <b>52</b>         | <b>100.00</b> | <b>912</b>    | <b>100.00</b> |



## Derivatives market

### 7. Investors participation in Stock Options

| Open Interest                                 | Stock Options     |               |               |               |
|---|-------------------|---------------|---------------|---------------|
|   | Position Accounts |               | Open Interest |               |
|   | number            | %             | number        | %             |
| (Data of: 31/01/2024)                         |                   |               |               |               |
| <b>I. Domestic Investors</b>                  | <b>38</b>         | <b>100.00</b> | <b>649</b>    | <b>100.00</b> |
| Households                                    | 16                | 42.11         | 278           | 42.84         |
| Insurance Corporations                        | 0                 | 0.00          | 0             | 0.00          |
| Pension funds                                 | 0                 | 0.00          | 0             | 0.00          |
| Money market funds (MMFs)                     | 0                 | 0.00          | 0             | 0.00          |
| Non-MMF investment funds                      | 0                 | 0.00          | 0             | 0.00          |
| Deposit-taking Corporations                   | 8                 | 21.05         | 90            | 13.87         |
| Other financial intermediaries                | 14                | 36.84         | 281           | 43.30         |
| Non-Profit Institutions serving Households    | 0                 | 0.00          | 0             | 0.00          |
| Non-Financial Corporations                    | 0                 | 0.00          | 0             | 0.00          |
| Central Governemnt                            | 0                 | 0.00          | 0             | 0.00          |
| Insurance Funds                               | 0                 | 0.00          | 0             | 0.00          |
| Social Security Funds                         | 0                 | 0.00          | 0             | 0.00          |
| Institutions and bodies of the European Union | 0                 | 0.00          | 0             | 0.00          |
| <b>II. Foreign Investors</b>                  | <b>0</b>          | <b>0.00</b>   | <b>0</b>      | <b>0.00</b>   |
| Households                                    | 0                 | 0.00          | 0             | 0.00          |
| Deposit-taking Corporations                   | 0                 | 0.00          | 0             | 0.00          |
| Other financial intermediaries                | 0                 | 0.00          | 0             | 0.00          |
| Non-Financial Corporations                    | 0                 | 0.00          | 0             | 0.00          |
| <b>III. Other Not Identified</b>              | <b>0</b>          | <b>0.00</b>   | <b>0</b>      | <b>0.00</b>   |
| <b>Total (I+II+III)</b>                       | <b>38</b>         | <b>100.00</b> | <b>649</b>    | <b>100.00</b> |



## Derivatives market

### 8. Notes - Clarifications

#### Investors' Codification

##### Domestic Investors

| Code   | Description   | Constituents  |
|--------|---|---|
| S_14   | Households  | Natural Persons<br>Individual Enterprises<br>Joint Investors Shares (JISs) or Co-owners Investors Shares<br>Other cases   |
| S_128  | Insurance Companies   | Non-life insurance corporations<br>Life and non-life insurance to individual units or groups of units<br>Pension & Subsidiary Funds<br>Reinsurance to other insurance corporations<br>Insurance Brokerage<br>Other cases  |
| S_129  | Pension funds   | Pension funds   |
| S_123  | Money market funds (MMFs)   | Mutual Funds<br>(UCITS) Investment funds including investment trusts, unit trusts and other collective investment schemes whose shares or units are close substitutes for deposits<br>Public investment funds<br>Other cases  |
| S_124  | Non-MMF investment funds  | Open-ended investment funds whose investment fund shares or units are, at the request of the holders, repurchased or redeemed directly or indirectly out of the undertaking's assets<br>Closed-ended investment funds with a fixed share capital, where investors entering or leaving the fund must buy or sell existing shares<br>Real estate investment funds<br>Investment funds investing in other funds ('funds of funds')<br>Hedge funds covering a range of collective investment schemes, involving high minimum investments, light regulation, and a range of investment strategies<br>Other cases |
| S_122  | Deposit-taking corporations   | Central Bank<br>Commercial banks, 'universal' banks, 'all purpose' banks<br>Savings banks (including trustee savings banks and savings banks and loan associations) & cooperative banks<br>Foreign Credit Institutions' Branches in Greece<br>Specialized banks (e.g. merchant banks, issuing houses, private banks)<br>Electronic money institutions principally engaged in financial intermediation<br>Public Credit Institutions (e.g. Deposit & Loans Fund)<br>Other cases  |
| S_125  | Other financial intermediaries, except insurance corporations and pension funds | Financial vehicle corporations engaged in securitisation transactions (FVC)<br>Security and derivative dealers (ATHEX Members)<br>Security and derivative dealers (non ATHEX Members)<br>Financial corporations engaged in lending<br>Other cases   |
| S_15   | Non-Profit Institutions serving Households                                      | Trade Unions<br>Charity Organizations, Church<br>Associations<br>Other cases  |
| S_11   | Non-Financial corporations  | National private non-financial corporations<br>Public Corporations Mainly Active in Goods Production and Non-Financial Services<br>Foreign controlled non-financial corporations<br>Other cases   |
| S_1311 | Central Government  | Entities of Central Government (Ministries)<br>Central Government Legal Entities & Public Corporations<br>Other cases   |
| S_1313 | Local Government Organizations  | Local Government Organizations and Related Supervised Bodies  |
| S_1314 | Social Security Funds   | Social security funds<br>Other cases  |
| S_212  | Institutions and bodies of the European Union                                   | Institutions and bodies of the European Union   |
|        | Other Domestic Investors  | Non-Categorized Investors with Registered Office in Greece  |

## Derivatives market

### 8. Notes - Clarifications

#### Investors' Codification

| Foreign Investors    |   |   |
|----------------------|---|---|
| Code                 | Description   | Constituents  |
| S_14                 | Households  | Natural Persons<br>Individual Enterprises<br>Joint Investors Shares (JISs) or Co-owners Investors Shares<br>Other cases   |
| S_128                | Insurance Companies   | Non-life insurance corporations<br>Life and non-life insurance to individual units or groups of units<br>Pension & Subsidiary Funds<br>Reinsurance to other insurance corporations<br>Insurance Brokerage<br>Other cases  |
| S_129                | Pension funds   | Pension funds   |
| S_123                | Money market funds (MMFs)   | Mutual Funds<br>(UCITS) Investment funds including investment trusts, unit trusts and other collective investment schemes whose shares or units are close substitutes for deposits<br>Public investment funds<br>Other cases  |
| S_124                | Non-MMF investment funds  | Open-ended investment funds whose investment fund shares or units are, at the request of the holders, repurchased or redeemed directly or indirectly out of the undertaking's assets<br>Closed-ended investment funds with a fixed share capital, where investors entering or leaving the fund must buy or sell existing shares<br>Real estate investment funds<br>Investment funds investing in other funds ('funds of funds')<br>Hedge funds covering a range of collective investment schemes, involving high minimum investments, light regulation, and a range of investment strategies<br>Other cases |
| S_122                | Deposit-taking corporations   | Central Bank<br>Commercial banks, 'universal' banks, 'all purpose' banks<br>Savings banks (including trustee savings banks and savings banks and loan associations) & cooperative banks<br>Foreign Credit Institutions' Branches in Greece<br>Specialized banks (e.g. merchant banks, issuing houses, private banks)<br>Electronic money institutions principally engaged in financial intermediation<br>Public Credit Institutions (e.g. Deposit & Loans Fund)<br>Other cases  |
| S_125                | Other financial intermediaries, except insurance corporations and pension funds | Financial vehicle corporations engaged in securitisation transactions (FVC)<br>Security and derivative dealers (ATHEX Members)<br>Security and derivative dealers (non ATHEX Members)<br>Financial corporations engaged in lending<br>Other cases   |
| S_15                 | Non-Profit Institutions serving Households                                      | Trade Unions<br>Charity Organizations, Church<br>Associations<br>Other cases  |
| S_11                 | Non-Financial corporations  | National private non-financial corporations<br>Public Corporations Mainly Active in Goods Production and Non-Financial Services<br>Foreign controlled non-financial corporations<br>Other cases   |
| S_1311               | Central Government  | Entities of Central Government (Ministries)<br>Central Government Legal Entities & Public Corporations<br>Other cases   |
| S_1313               | Local Government Organizations  | Local Government Organizations and Related Supervised Bodies  |
| S_1314               | Social Security Funds   | Social security funds<br>Other cases  |
| S_212                | Institutions and bodies of the European Union                                   | Institutions and bodies of the European Union   |
| S_22                 | Non-member countries and international organizations non-resident of EU         | Non-member countries and international organizations non-resident of EU   |
|                      | Other Foreign Investors   | Non-Categorized Investors with Registered Office outside Greece   |
| Other Not Identified |   |   |
|                      | Other Not Identified  | Investors with non-registered Office<br>Joint Holders with Greek and Foreign Members  |



**ATHEX**  
*Athens Stock Exchange*

110, Athinon Ave. GR 104 42 Athens  
tel. (+30)210-33.66.800, fax (+30)210-33.66.101  
[www.athexgroup.gr](http://www.athexgroup.gr)