

Announcement

AξΙΑnumbers Monthly Publication

November, 8th 2011 – Hellenic Exchanges publishes its Monthly Statistics Bulletin for October 2011.

Summary of facts for October 2011:

- Total turnover €1.00 billion (decreased by 23.6% compared to the previous month and decreased by 61.5% compared to the same month of the previous year)
- Total ATHEX capitalization ended up at €30.69 billion, decreased by 4.9% since the previous month.
- Total number of securities transferred due to settlement of stock exchange transactions amounted at 701,712,063 items increased by 0.4% compared to last month (699,192,263 items) and decreased by 11.6% compared to October 2010 (793,549,053 items).
- Participation of foreign investors in total market capitalization reached 51.4% compared to 50.8% at the end of previous month.
- Foreign investors in October 2011 made 37.3% of total turnover.
- Net capital inflows from foreign investors in the Greek capital market, during October, were more than outflows.
- The number of Active investors' Shares reached 43.25 thousand (previous month: 39.52 thousand)
- 2,318 New investors' Shares (previous month: 2,423 Shares)
- Profits in the price of ATHEX Composite Share Price Index by 3.8% since the beginning of the month.

Transactions Value in October 2011 reached €997.39 million (see Chart 1), decreased by 23.6% since the previous month when transactions value reached €1,306.23 million. Compared to the same month of the previous year when transactions value was €2,589.50 million there was a decrease of 61.5%.




Chart 1

Announcement (continued)

Correspondingly, **Average Daily Value (ADV) of Transactions** in **October 2011** was **€49.87 million** which is decreased compared to the previous month (€59.37 million) and decreased since the same month of the previous year (€129.48 million).

The number of **Active investors Accounts for October** reached **43,252** accounts compared to 39,517 of the previous month (October 2010: 64,051).

In **October 2011** there were **2,318 new Investor shares** created against the 2,423 new shares that had been created during the previous month.

Market capitalization of the Athens Stock Exchange by the end of October reached **€30.69 billion** (see *Chart 2*). Compared to the corresponding capitalization of the previous month, which was €32.29 billion, there was a decrease of 4.9%, while compared to the corresponding capitalization of October 2010 which was €59.37 billion, **the decrease was 48.3%**.

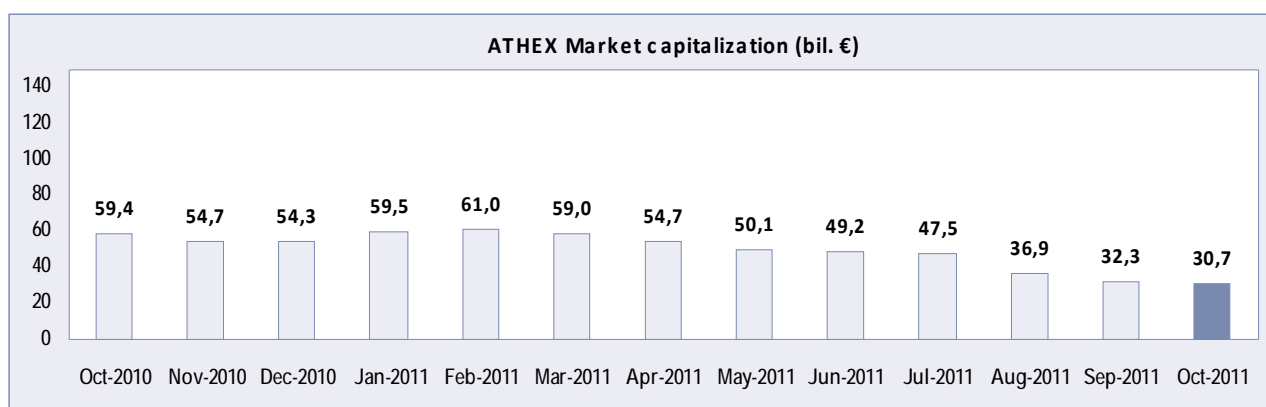


Chart 2

The capitalization of the shares forming the index **FTSE/ATHEX 20** reached **€21.94 billion** (decrease of 1.0% since the previous month), **FTSE/ATHEX Liquid Mid** index reached **€2.37 billion** (increase of 6.4%) and **FTSE/ATHEX Small Cap** index reached **€1.12 billion** (decrease of 4.6%).

Trade Analysis based on origin of investors

In October 2011, **international investors as a whole realized inflows which leveled at €28.14 mil.** The **inflows** derived from institutional investors (€15.86 million), legal entities (€12.40 million), and other legal entities (€0.24 million), while the **outflows** derived from foreign physical persons (€0.37 million).

Greek investors were net sellers by €27.76 million, with **inflows** which derived from private non-financial companies (€3.50 million), from public sector (€0.65 million) and from other private financial companies (€0.05 million) and **outflows** which derived from Banks Investment Companies (€14.76 million), from Greek physical persons (€13.29 million), from mutual funds (€2.77 million), from investment companies (€0.94 million) and from insurance & pension funds (€0.19 million).

The remaining €0.38 million of outflows from other investors, concern accounts with unregistered country of tax residence.

International investors in October 2011 realized 37.3% of the transactions' value (in the previous month they realized 44.8%, while in October 2010 they had realized 51.9% of the transactions' value).

Greek retail investors in October 2011 realized 35.8% of the transactions' value (in the previous month they realized 31.9% of the transactions' value, while in October 2010 they had realized 27.2% of the transactions' value).

Announcement (continued)

Greek Institutional Investors (private financial companies) in **October 2011** realized **25.1%** of transactions' value (in the previous month they realized 21.6% of the transactions' value, while in October 2010 had realized 18.6% of the transactions' value) (see Chart 3)

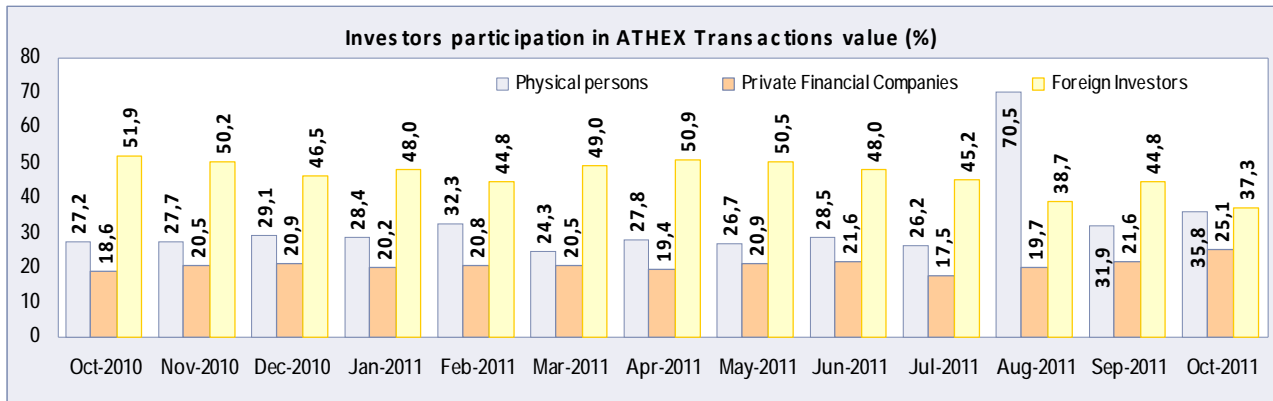


Chart 3

Investors' Participation in the Athens Stock Exchange

The participation of international investors in the capitalization of the Greek Stock Exchange at the end of the month increased compared to the previous month and reached **51.4%** (see chart 4). In October 2010 foreign investors' participation was at 48.6%.

The **Greek investors** at the end of the month held **47.5%** of the total capitalization of the ATHEX listed stocks.

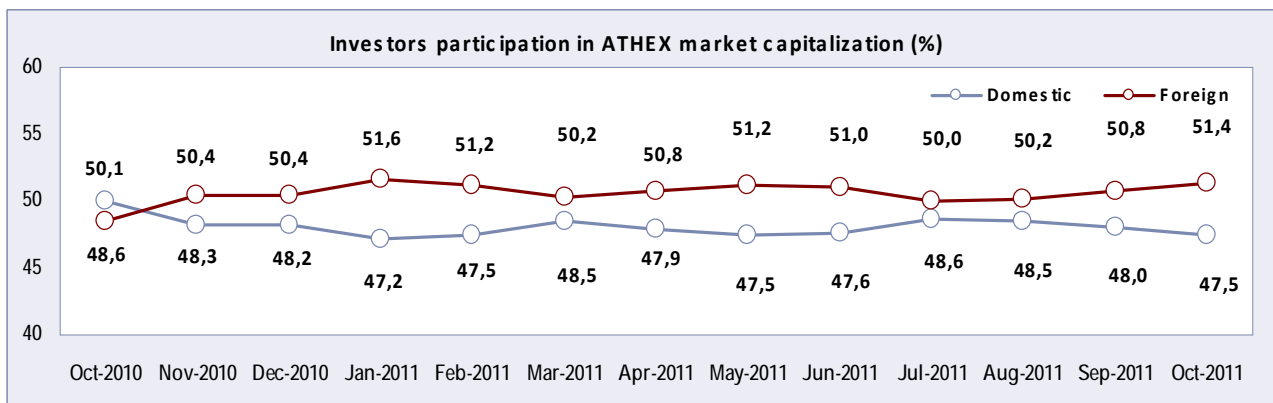


Chart 4

Important Note: In the chart above the percentage that remains refers to Other Not Identified Investors and it is below 2%.

Announcement (continued)

ATHEX Composite Share Price Index

The ATHEX Composite Share Price Index in October 2011 ended up **to 808.58 points**, **increased by 1.3%** since the end of previous month.

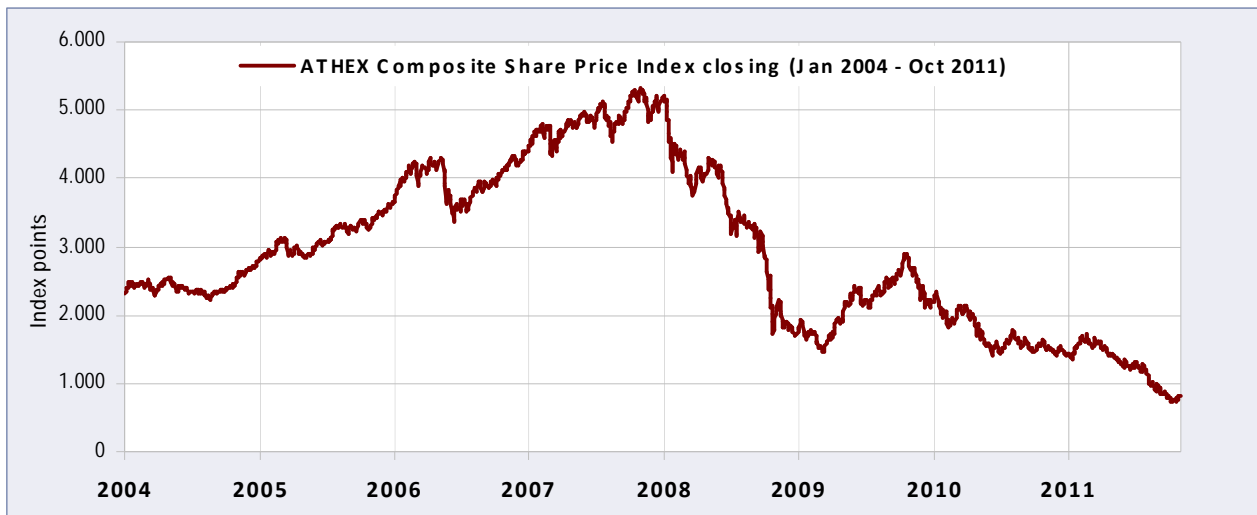


Chart 5