



ATHEXGROUP
Athens Exchange Group

Announcement

September 6, 2016

AξIAnumbers Monthly Publication

Athens Exchange Group (ATHEX Group) publishes its Monthly Statistics Bulletin for August 2016.

Summary of basic statistical information for August 2016:

- Total ATHEX capitalization closed up at €35.75 billion, increased by 0.9% since the previous month. In case that HFSF was not counted the increase was also 0.9%.
- Capital inflows from foreign investors in the Greek capital, during August, exceeded outflows.
- Participation of foreign investors in the total market capitalization reached 61.1% compared to 60.8% at the end of previous month, increased by 0.5%. In case the participation of HFSF is counted (€1,435.32 million or 4.0%), the participation of foreign investors amounts to 58.6% compared to 58.4% at the end of previous month increased by 0.4%.
- Total turnover €0.85 billion (decreased by 1.6% compared to the previous month and decreased by 6.2% compared to the same month of the previous year).
- Total number of securities transferred due to settlement of stock exchange transactions amounted at 889.435.662 items decreased by 46.3% compared to last month (1.657.786.947) and decreased by 71.9% compared to August 2015 (3.169.262.416 items).
- Foreign investors in August 2016 constituted 57.2% of total turnover.
- Active investors' accounts number reached 10.08 thousand (previous month: 13.40 thousand).
- 431 New investors' Accounts (previous month: 626 Accounts).
- Profits in the price of ATHEX Composite Share Price Index by 1.1% since the end of previous month.



Transactions Value in August 2016 reached **€847.00** million (see Chart 1), decreased by 1.6% since the previous month when transactions value reached €860.98 million. Compared to the same month of the previous year when transactions value was €902.94 million marked a decrease of 6.2%.

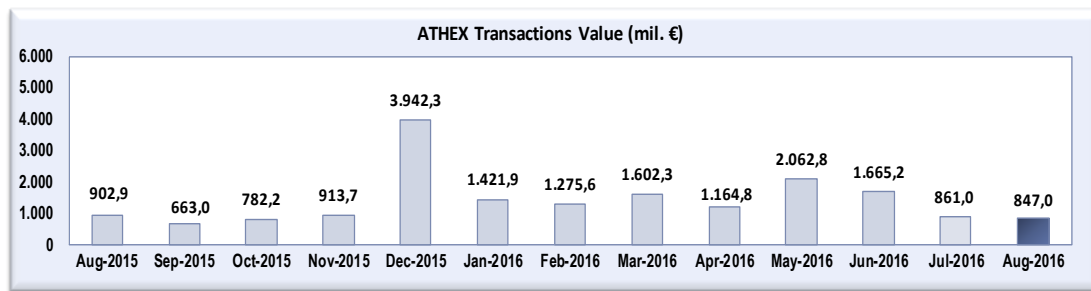


Chart 1

Correspondingly, the **Average Daily Value (ADV) of Transactions** in August 2016 was **€38.50 million** which is decreased compared to the previous month (€41,00 million) and decreased compared to the same month of the previous year (€43,00 million).

The number of **Active Investors Accounts for August** reached **10,078** accounts compared to 13,398 of the previous month (August 2015: 21,016).

In August 2016 there were **431 new Investor Accounts** created against the 626 new Accounts that had been created during the previous month.

Market capitalization of the Athens Exchange by the end of August reached **€35.75 billion** (see Chart 2). Compared to capitalization at the end of the previous month, which was €35.43 billion, there was an increase of 0.9%, whilst compared to market capitalization at the end of August 2015 which was €29.90 billion, the increase was 19.6%.

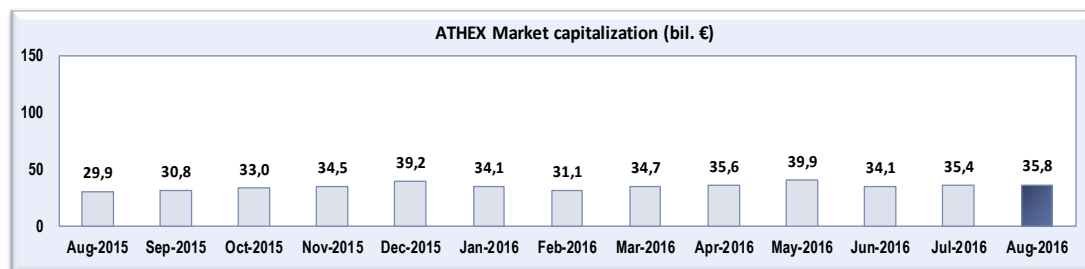


Chart 2



Trade Analysis based on origin of investors

In August 2016, **international investors as a whole accounted for inflows which reached €293.59 mil.** The **largest inflows** derived from Non-Financial Corporations (€276.96 million), Other Financial Intermediaries except insurance corporations & pension funds (€24.56 million), Deposit-taking Corporations (€9.00 million) and Central Government (€1.20 million), while the **largest outflows** derived from Institutions and bodies of the European Union (€12.39 million) and Non-MMF Investment Funds (€6.73 million).

Greek investors were net sellers by €293.60 million, with **largest outflows** which related to Non-Financial Corporations (€278.62 million), Households (€12.97 million) and Non-MMF Investment Funds (€2.06 million).

International investors in August 2016 accounted for 57.2% of the transactions' value (in the previous month they realized 55.0%, while in August 2015 they had accounted for 66.2% of the transactions' value).

Greek Retail investors (households) in August 2016 accounted for 10.6% of the transactions' value (in the previous month they realized 16.5% of the transactions' value, while in August 2015 they had accounted for 20.0% of the transactions' value). (see Chart 3)

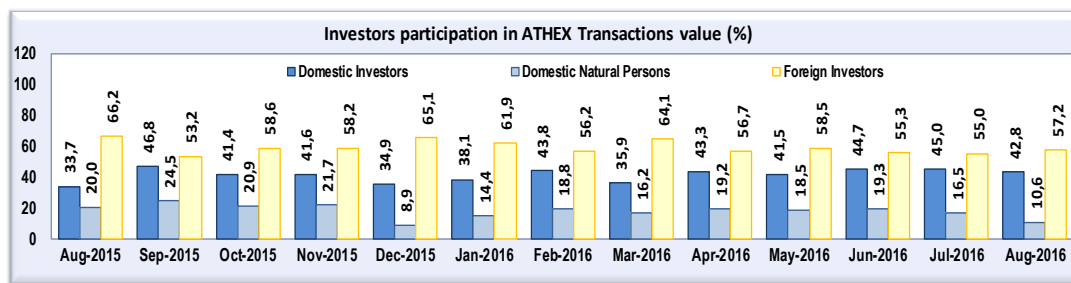


Chart 3

Investors' Participation in the Athens Stock Exchange

The participation of international investors in the capitalization of the Greek Exchange at the end of the month - if HFSF participation was included - would account to **58.6%**, increased compared to the percentage at the end of July 2016. If HFSF participation was not included the percentage would account to **61.1% from 60.8%** at the end of July 2016. At the end of August 2015, foreign investors' participation was **52.9%** (with the HFSF participation) and **57.3%** (without the HFSF participation). (see chart 4).

The **Greek investors** at the end of the month held **40.0%** of the total capitalization of the ATHEX listed stocks.

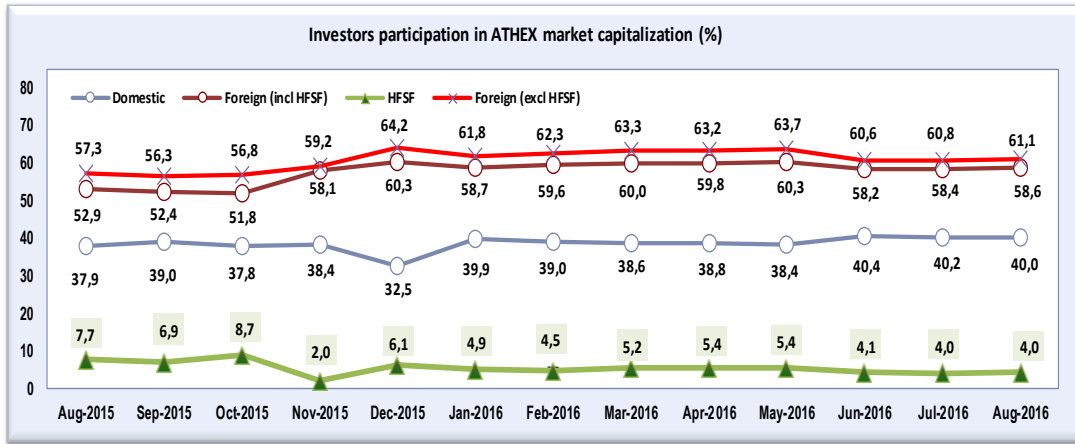


Chart 4

Important Note: In the chart above the percentage that remains refers to Other Not Identified Investors and it is below 2%.

For more information:

I. Chorianopoulou, Tel. 210 3366 565, e-mail: I.Chorianopoulou@athexgroup.gr

Athens Exchange Publications

Visit the relevant [link](#).

Tel: 210 33 66 565, E-mail: StatProducts@athexgroup.gr



ATHEXGROUP
Athens Exchange Group

About Athens Exchange Group

The Athens Stock Exchange since its establishment in 1876, consistently participate in the financial and business developments in the country.

Athens Exchange Group (ATHEX Group), provides support to the Greek Capital Market. ATHEX Group operates the organized Equities and Derivatives markets, the alternative market and performs clearing and settlement of trades.

The Athens Stock Exchange, through its markets, offers solutions and financing tools to businesses, expands investor choice by providing a safe, stable and easy environment in full alignment with international practices and the European regulatory framework.

Its shares are traded on the Main Market of the Athens Exchange (Symbol: EXAE). More information about the Athens Exchange Group, can be found in the links provided here, [website](#), [company profile](#) and [overview of the market](#).
