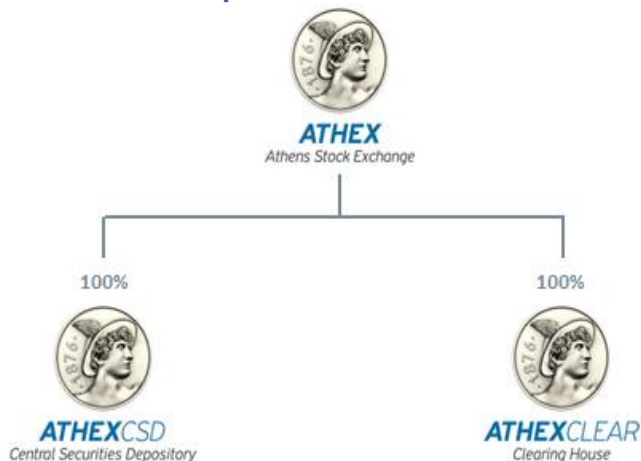


Company Profile

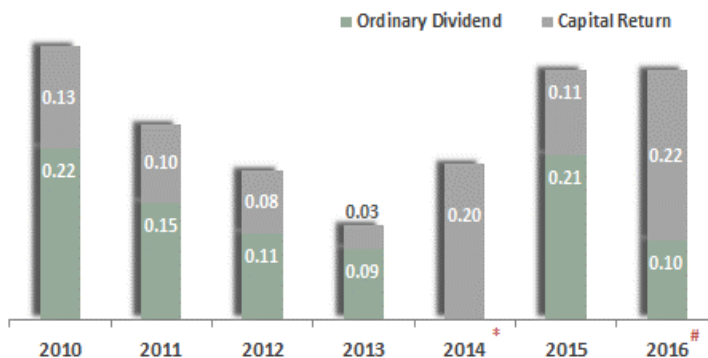
HELLENIC EXCHANGES-ATHENS STOCK EXCHANGE (ATHEX) is the parent company of the Group of companies that support the operation of the Greek capital market. The parent company and its 100% subsidiaries **ATHEXCLEAR** and **ATHEX CSD** operate the organized cash and derivatives markets, carry out trade clearing, settlement and registration of securities, provide comprehensive IT solutions to the Greek capital market, and promote the development of capital markets culture in Greece.

Through the **Hellenic Corporate Governance Council (HCGC)** - a collaboration with the Hellenic Federation of Enterprises - the Group provides corporate governance know-how and monitors the implementation of the Hellenic Corporate Governance Code.

The ATHEX Group



Dividend Policy (per share)



* only special dividend was paid in 2014

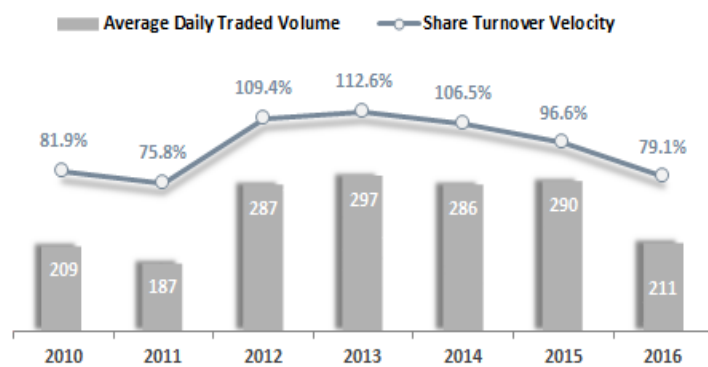
if approved by AGM

Share Performance



Data as of March 31 2016

Share Liquidity



Volume in thousand shares, Turnover Velocity is total traded value / average capitalization

Financial Calendar

FY 2015 Results

Monday March 21st

Q1 2016 Results

Monday May 23rd

Annual General Meeting

Wednesday May 25th

Dividend (if approved by the AGM)

Record Date: Wednesday June 1st

Ex Date: Tuesday May 31st

Payment Date: Monday June 6th

H1 2016 Results

Monday July 25th

9M 2016 Results

Monday November 28th

Recent - Upcoming Events

Sep. 16 The 11th AGR - the roadshow of ATHEX listed companies will take place in London on September 21st and 22nd

Jun. 16 The 5th Greek Investment Forum will take place in New York on June 21st and 22nd

May 15 The 14th AGM approved a share buyback program (duration: July 2015 - June 2017)

May 15 The 14th AGM elected a new BoD with a four year term of office

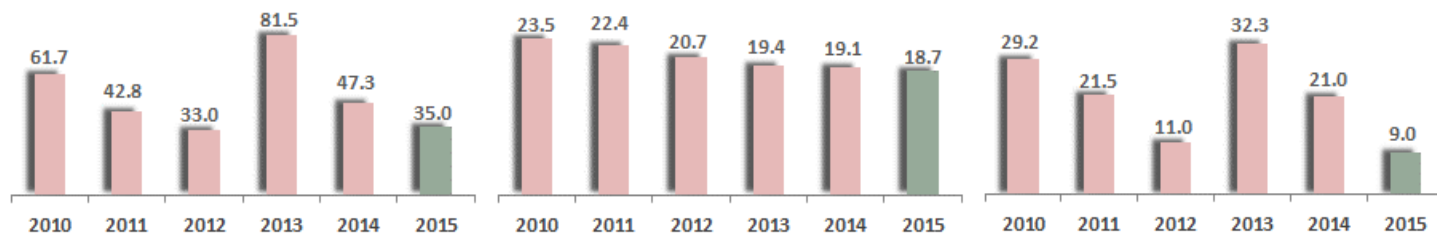


Financial Data (consolidated)

Revenues (€ mil)

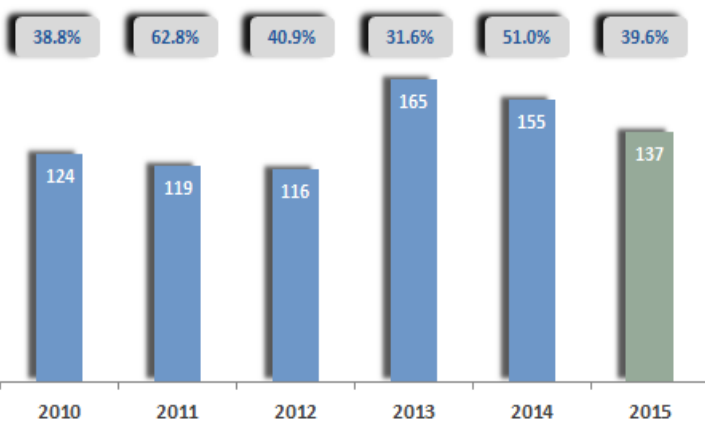
Expenses (€ mil)

Adjusted Net After Tax Profit (€ mil)



Cash & Cash Equivalents

Cash (€ mil) and as % of market capitalization



Financial Overview (consolidated)

(in € mil except per share data)

	2011	2012	2013	2014	2015
Revenues	42.8	33.0	81.5	47.3	35.0
Regulator Fee	-1.6	-1.1	-1.6	-2.2	-1.4
Operating Expenses	-22.4	-20.9	-17.1	-16.9	-16.3
EBITDA	23.9	11.6	60.5	26.0	15.0
Depreciation	-1.8	-1.8	-1.4	-1.8	-2.1
EBIT	22.1	9.8	59.1	24.2	12.9
Financial Income	3.9	5.2	4.5	3.7	1.6
EBT	26.0	15.0	63.1	27.6	13.5
Income Tax	-4.5	-3.2	-17.7	-6.6	-4.4
Net Earnings	21.5	11.8	32.3	21.0	9.0
EPS	0.31	0.19	0.50	0.33	0.14
Operating Margin	56%	35%	74%	55%	43%
EBIT Margin	52%	30%	73%	51%	37%
ROE	14.1%	7.2%	17.9%	11.1%	5.1%

Board of Directors

Iakovos Georganas
Chairman of BoD, Non-Exec. Member

Socrates Lazaridis
Vice Chairman, CEO, Exec. Member

Alexandros Antonopoulos
Independent Non-Executive Member

Konstantinos Vassiliou
Non-Executive Member

Ioannis Emiris
Independent Non-Executive Member

Dimitrios Karaiskakis
Executive Member

Sofia Kounenaki-Efraimoglou
Independent Non-Executive Member

Ioannis Kyriakopoulos
Non-Executive Member

Adamantini Lazari
Independent Non-Exec. Member

Nikolaos Milonas
Independent Non-Executive Member

Alexios Pilavios
Non-Executive Member

Dionysios Christopoulos
Independent Non-Executive Member

Nikolaos Chryssochoidis
Non-Executive Member

Analyst Coverage

Alpha Finance
Angelos Chorafas

Axia Ventures
Louis Nikolopoulos

Beta Securities
Spiros Tsangalakis

Citigroup
Nese Guner
Abhijeet Sakhare

Eurobank Equities
Panagiotis Kladis

Euroxx
Vangelis Pilios

IBG
Dimitrios Birbos

National Securities
Mary Psyllaki

Pantelakis Securities
Paris Mantzavras

Piraeus Securities
Iakovos Kourtesis

ResearchGreece
Dimitris Giannoulis
Polys Poycarpou

Wood&Co
Alex Boulougouris

Dividend Policy (per share)

	2011	2012	2013	2014	2015	2016 [#]
Ordinary Dividend	€0.15	€0.11	€0.09	---	€0.21	€0.10
Special Dividend	€0.10	€0.08	€0.03	€0.20	€0.11	€0.22
Total Dividend	€0.25	€0.19	€0.12	€0.20	€0.32	€0.32

[#] if approved by AGM

Shareholder Structure

by country of origin

by investor type

Country of Origin	Percentage	Investor Type	Percentage
Greece	40.72%	Local Banks	7.51%
USA	19.46%	Local Retail	15.32%
Luxembourg	11.77%	Local Institutional	14.69%
Cayman Islands	8.67%	ATHEX Members	0.96%
United Kingdom	7.74%	Own Shares	1.12%
Norway	1.84%	Management Team	0.08%
Canada	1.06%	Other	1.04%
Other	8.74%	International	59.28%
Total	100.00%	Total	100.00%

Data as of February 29 2016