

# Eurobank Properties REIC

FINANCIAL OVERVIEW 2010

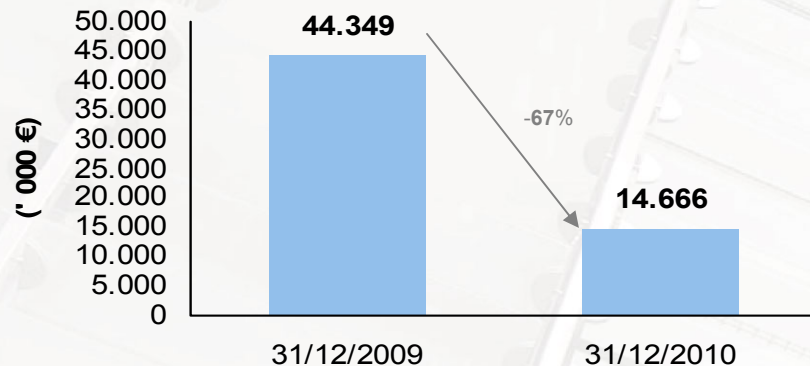


# 1. Financial Information – 31.12.2010

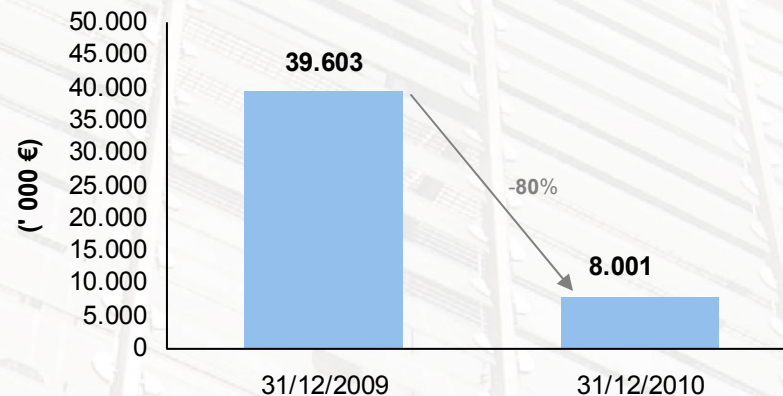


# Financial Information – IFRS (31.12.2010)

## Profit before Tax <sup>(1)</sup>



## Profit after Tax <sup>(2)</sup>



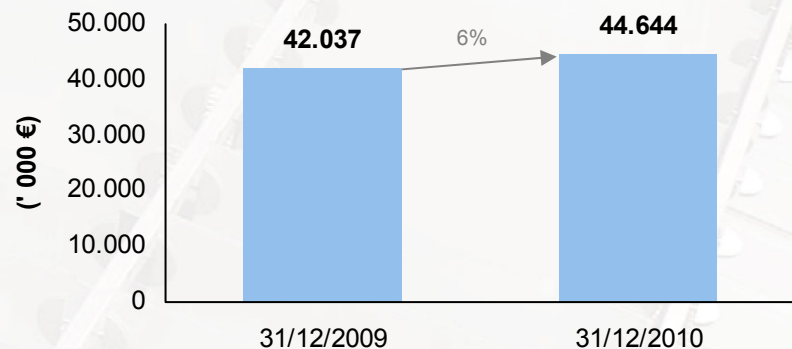
**NAV as of 31 December 2010: € 700.902 thousand**  
**NAV per share as of 31 December 2010 : € 11.49**

Source: Consolidated and Company financial statements of Eurobank Properties as at December 31, 2010

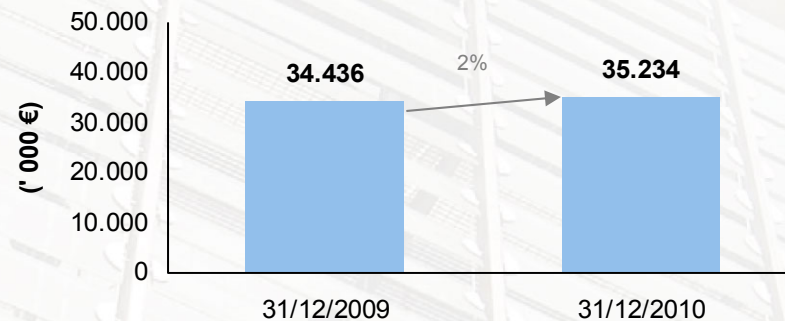
- (1) The Group's net loss from fair value adjustments in 2010 was €27.255 compared to €4.533 gain in the previous period
- (2) The Group's income tax expense for the period ending December 31, 2010 amounted to €6.665 (which includes an amount of €4.380 from the imposition of the extraordinary tax on profits of 2009 according to Law 3845/2010 as well as €796 arising from the voluntary settlement of tax differences of ELDEPA according to Law 3888/2010) compared to €4.746 of the previous period, an increase of €1.919 or 40%.

# Financial Information– IFRS (31.12.2010) – συνέχεια

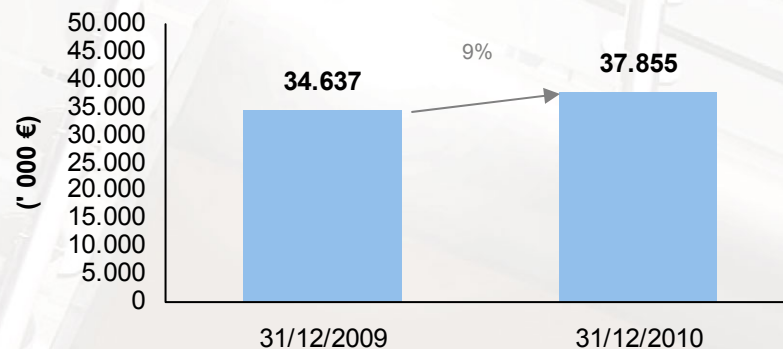
## Rental Revenue



## FFO

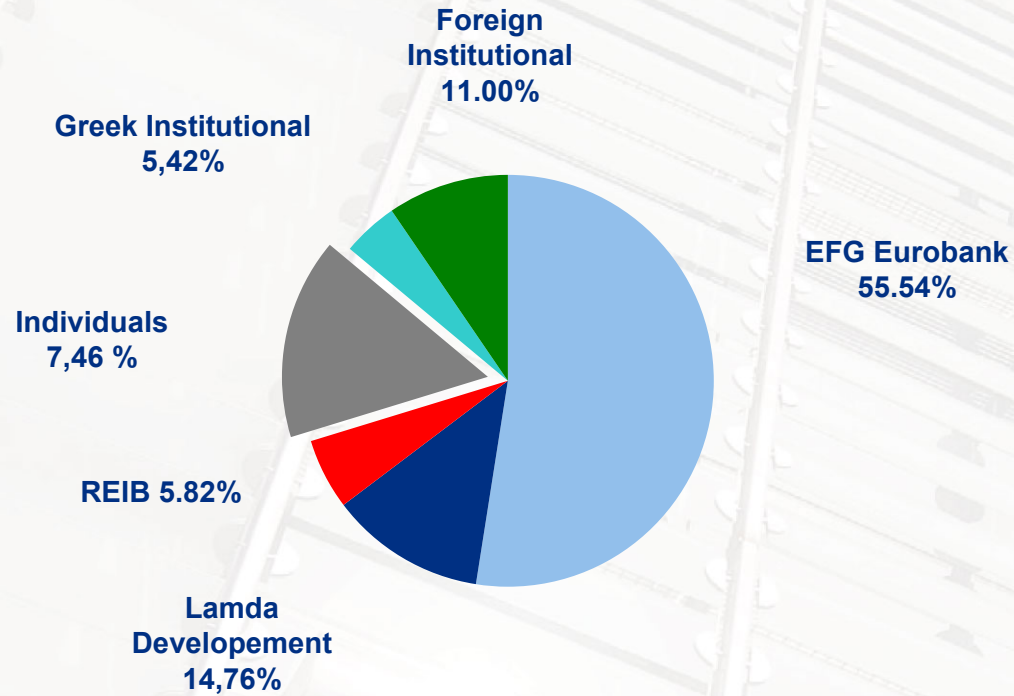


## Adjusted EBITDA (1)



Source: Consolidated and Company financial statements of Eurobank Properties as at December 31, 2010

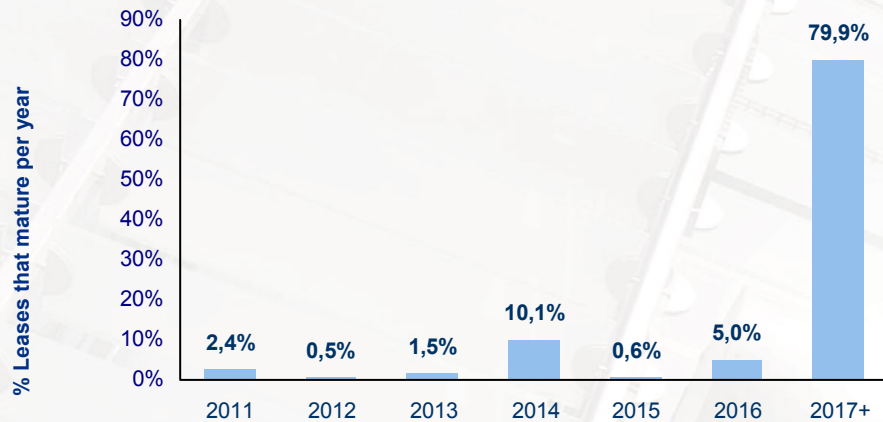
# Shareholder Structure



**Total number of Shares Outstanding : 60.3 εκατ**

# Lease and Loan Maturity Analysis

## Lease Maturity (% Annual Payments)



## Loan Maturity (% Total Loans)

